



US00D747409S

(12) **United States Design Patent**
Hart

(10) **Patent No.:** **US D747,409 S**
(45) **Date of Patent:** **** Jan. 12, 2016**

- (54) **CODING MATRIX TOOL**
- (71) Applicant: **Optum, Inc.**, Minnetonka, MN (US)
- (72) Inventor: **Anita C. Hart**, White Stone, VA (US)
- (73) Assignee: **OPTUM, INC.**, Minnetonka, MN (US)
- (**) Term: **14 Years**

Primary Examiner — Caron D Veynar
Assistant Examiner — Abraham Bahta
 (74) *Attorney, Agent, or Firm* — Dorsey & Whitney LLP

- (21) Appl. No.: **29/511,172**
- (22) Filed: **Dec. 8, 2014**
- (51) **LOC (10) Cl.** **19-01**
- (52) **U.S. Cl.**
USPC **D19/1**
- (58) **Field of Classification Search**
USPC D19/1-12, 20-34; 206/449, 232, 495.5,
206/494; 40/124.01-124.15, 672, 776, 726;
229/72, 92, 92.1, 300-303, 87.06,
229/87.08, 87.14; 281/2-5, 16, 22, 51;
705/3; 283/2-3, 115, 900, 74-75, 103,
283/105-106; 428/42.3; D9/703, 707, 709,
D9/713, 424, 414, 720, 418, 416; 426/106;
222/92, 107; 383/127, 106-108, 901,
383/200, 203, 207, 210; D20/10, 22, 40,
D20/42, 11; D3/303, 203.1
CPC .. B42D 15/022; B42D 15/042; B42D 15/045;
B42D 15/027; B42D 25/00; B42D 25/20;
B42D 25/23; B42D 25/26; B42D 25/29;
B42D 25/30; B42D 25/40; B42D 2033/20;
B42D 2033/30; B42D 2033/02; B42D
2033/04; B42D 2033/08; B42D 2033/10;
B42D 2033/16; B42D 2033/18; B42D 2033/28
See application file for complete search history.

(57) **CLAIM**
 The ornamental design for a coding matrix tool, as shown and described.

DESCRIPTION

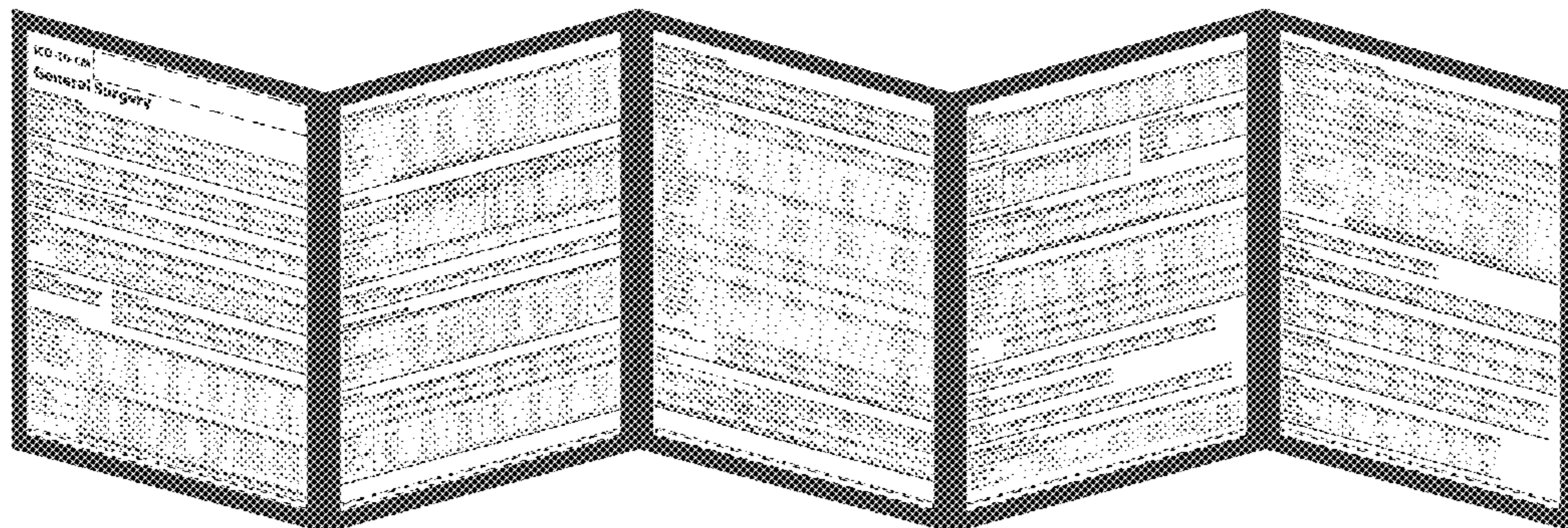
A portion of the disclosure of this patent document contains material to which a claim for copyright is made. The copyright owner has no objection to the facsimile reproduction by anyone of the patent document or the patent disclosure, as it appears in the Patent and Trademark Office patent file or records, but reserves all other copyright rights whatsoever.

FIG. 1 is a first perspective view of a coding matrix tool in unfolded configuration showing my new design;
 FIG. 2 is a second perspective view thereof;
 FIG. 3 is an elevation view of a first matrix sheet or panel thereof;
 FIG. 4 is an elevation view of a second matrix sheet or panel thereof;
 FIG. 5 is an elevation view of a third matrix sheet or panel thereof;
 FIG. 6 is an elevation view of a fourth matrix sheet or panel thereof;
 FIG. 7 is an elevation view of a fifth matrix sheet or panel thereof;
 FIG. 8 is an elevation view of a sixth matrix sheet or panel thereof;
 FIG. 9 is an elevation view of a seventh matrix sheet or panel thereof;
 FIG. 10 is an elevation view of an eighth matrix sheet or panel thereof;
 FIG. 11 is an elevation view of a ninth matrix sheet or panel thereof; and,
 FIG. 12 is an elevation view of a tenth matrix sheet or panel thereof.

The broken lines in the figures represent portions of the coding matrix tool which are not part of the claimed design.

- (56) **References Cited**
 U.S. PATENT DOCUMENTS
 D400,919 S 11/1998 Pickel
 D414,574 S 9/1999 Chen
 D432,570 S 10/2000 Donaldson
 (Continued)

1 Claim, 12 Drawing Sheets



(56)

References Cited

U.S. PATENT DOCUMENTS

D555,724 S 11/2007 Brodie
D600,746 S 9/2009 Kudimi
D602,167 S 10/2009 Coyne, III et al.
D650,009 S 12/2011 Tetrault

D662,976 S 7/2012 Tetrault
D664,195 S 7/2012 Rosenthal et al.
D677,329 S 3/2013 Rosenthal et al.
D686,660 S 7/2013 Wang
D687,486 S * 8/2013 Worthington et al. D19/1
D719,213 S 12/2014 Hart

* cited by examiner

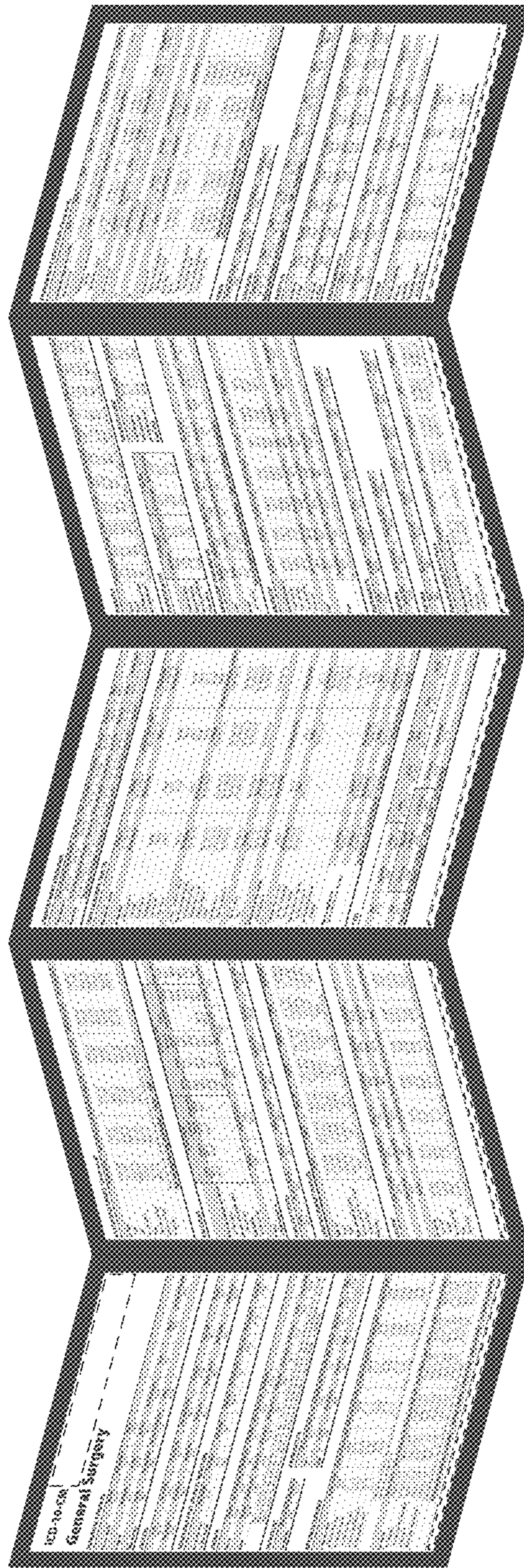


FIG. 1

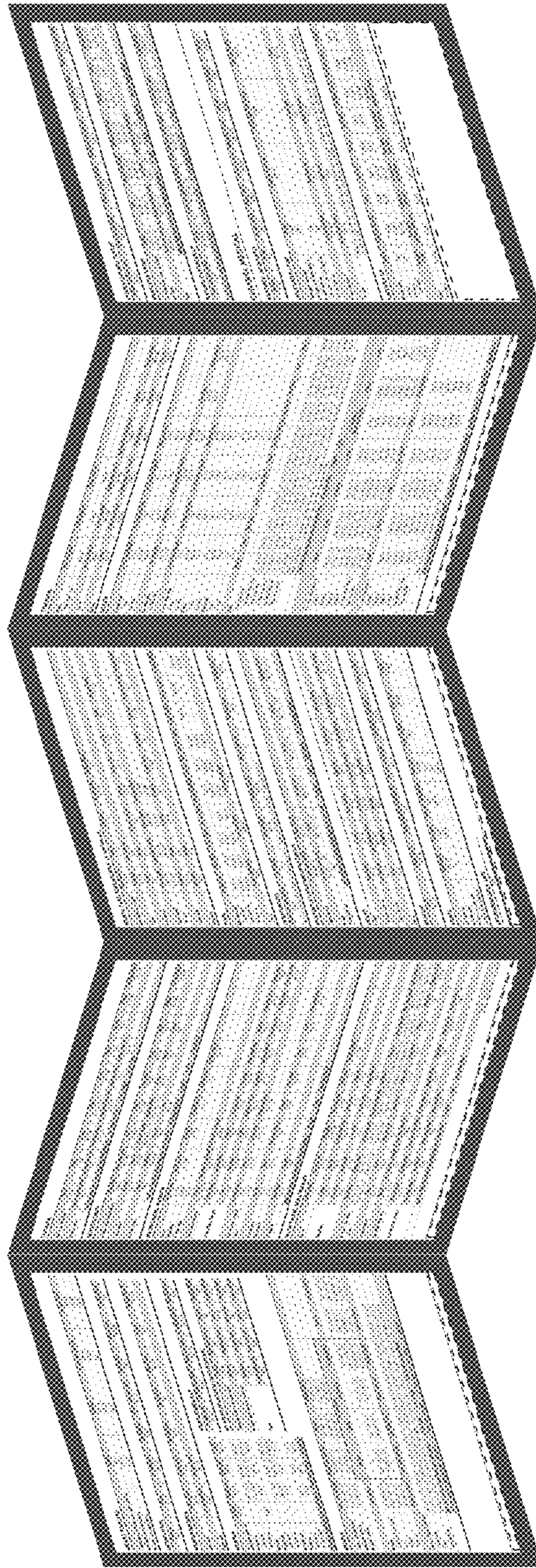


FIG. 2

ICD-10-CM

General Surgery

ABNORMAL FINDINGS

Table with columns for Abdomen, Hypertensive, Other, Breast, GI tract, Gastrointestinal, Liver, Lung, and Retroperitoneum. Rows include Bowel sounds, Imaging, and Monotonous.

ABSCESS

Table with columns for Axial, Retrorenal, Subhepatic, Retroperitoneal, Pericyst, Pericystic, and Rectal. Rows include Abscess and Empyema.

ADHESIONS POST OP/POST INFECTION

Table with columns for Small bowel, Intestine, Mesentery, Spleen, Pelvic fossa, Pouch, Postcystic, and Omentum. Rows include w/o Obstruction and w/ Obstruction.

ANEMIA

Table with columns for Chronic, Due to blood loss, Not blood loss, CKD/ESRD, Other chronic, Neoplastic. Rows include Due to (Myeloid, Renal, Hemolytic, Pernicious, Toxic, Unspecified) and Other.

ANOMALIES

Table with columns for Gastrointestinal, Hematologic. Row: Congenital.

APPENDICITIS

Table with columns for w/ or postoperative, w/ or postoperative, w/ Postoperative abscess, Peritoneal, Systemic, Other, Deep. Rows include Acute and Other.

ARTERIOSCLEROSIS

Table with columns for Native vessel, Auto vein bypass graft, Arterio vein bypass graft, Arterio bypass graft, Bypass graft, Deep bypass graft. Rows include Coronary artery (w/ Angina & spasm, w/ Unstable angina, w/ Ischemic chest pain, w/ Other specified angina, w/ Unspecified angina).

Table with columns for Native artery, Auto vein bypass graft, Arterio vein bypass graft, Arterio bypass graft, Bypass graft, Deep bypass graft. Rows include Extremity (w/ Gangrene, w/ Intermittent claudication, w/ Rest pain, Other type atherosclerosis).

FIG. 3

ARTERIOSCLEROSIS (Continued)										
	Native artery	Arteriovenous bypass graft	Arterioarterial bypass graft	Arteriovenous bypass graft	Other bypass graft	Bypass graft				
w/ Ulcer										
Ankle	I78.21.411	I78.41.411	I78.51.411	I78.61.411	I78.71.411	I78.81.411				
Calf	I78.21.412	I78.41.412	I78.51.412	I78.61.412	I78.71.412	I78.81.412				
Heel/heelfoot	I78.21.414	I78.41.414	I78.51.414	I78.61.414	I78.71.414	I78.81.414				
Thigh	I78.21.413	I78.41.413	I78.51.413	I78.61.413	I78.71.413	I78.81.413				
Other part of foot	I78.21.415	I78.41.415	I78.51.415	I78.61.415	I78.71.415	I78.81.415				
Other part of leg	I78.21.418	I78.41.418	I78.51.418	I78.61.418	I78.71.418	I78.81.418				
Unspecified	I78.21.419	I78.41.419	I78.51.419	I78.61.419	I78.71.419	I78.81.419				
Note: Code also the severity of any ulcer of lower limb—see ULCER, Skin, Non-pressure.										
S55 character usage as indicated: 3 valid, 4 not										
CALCULUS										
	w/ Cholelithiasis				w/ Cholecystitis					
	Acute	Chronic	Acute on chronic	Unspecified	Acute	Chronic	Acute on chronic	Other cholecystitis	Unspecified	Unspecified
Bile duct (choledocholithiasis)	K80.22	K80.34	K80.36	K80.37	K80.42	K80.44	K80.46	---	K80.48	K80.50
w/ Obstruction	K80.21	K80.35	K80.37	K80.31	K80.43	K80.45	K80.47	---	K80.41	K80.51
Bile duct and gallbladder	---	---	---	---	K80.52	K80.54	K80.56	---	K80.58	K80.70
w/ Obstruction	---	---	---	---	K80.53	K80.55	K80.57	---	K80.51	K80.71
Gallbladder	---	---	---	---	K80.08	K80.10	K80.12	K80.18	K80.14	K80.24
w/ Obstruction	---	---	---	---	K80.01	K80.11	K80.13	K80.19	K80.15	K80.21
Urinary	Kidney		Kidney on ureter		Ureter		Kidney, unspecified		Urinary, unspecified	
w/ Hydronephrosis	N20.0		N20.2		N20.1		O21.8		N20.9	
	---		N11.2		---		---		---	
CHOLECYSTITIS										
Code	Code on chronic	Chronic	Empyema/abscess	Gangrenous	Suppurative	Typical	Unspecified			
K81.0	K81.2	K81.1	K81.3	K81.0	K81.1	K81.0	K81.0			
CHRONIC KIDNEY DISEASE										
	Stage 1	Stage 2	Stage 3	Stage 4	Stage 5	ESRD	Unspecified			
Diabetic										
Type I	E10.22, N18.1	E10.22, N18.2	E10.22, N18.3	E10.22, N18.4	E10.22, N18.5	E10.22, N18.6	E10.22, N18.9			
Type II	E11.22, N18.1	E11.22, N18.2	E11.22, N18.3	E11.22, N18.4	E11.22, N18.5	E11.22, N18.6	E11.22, N18.9			
Hypertensive (w/ HTN)	I12.9, N18.1	I12.9, N18.2	I12.9, N18.3	I12.9, N18.4	I12.9, N18.5	I12.9, N18.6	I12.9, N18.9			
w/ Heart disease heart failure	I13.10, N18.1	I13.10, N18.2	I13.10, N18.3	I13.10, N18.4	I13.10, N18.5	I13.10, N18.6	I13.10, N18.9			
w/ Heart failure	I13.8, N18.1	I13.8, N18.2	I13.8, N18.3	I13.8, N18.4	I13.8, N18.5	I13.8, N18.6	I13.8, N18.9			
CKD, stage	N18.1	N18.2	N18.3	N18.4	N18.5	N18.6	N18.9			
Note: For codes from category I13 use an additional code to identify type of heart failure—see HEART FAILURE.										
COLITIS										
	Acute (K52.0-K52.9)	Chronic (K53.0-K53.9)	Ulcerative	C. difficile	w/ Radiation	Colangitic				
	Remittance	Definitive CKD	Remittance	Stage	Other	Unspecified				
	K52.0	A09	K52.0	A04.8	K52.09	K52.0				
	Chronic	Proctitis	Intestinal diverticula	Rectal bleeding	w/ Complication	Other	Unspecified			
Ulcerative										
Pancolitis	K51.814	K51.813	K51.812	K51.811	K51.80	K51.818	K51.819			
Proctitis	K51.214	K51.213	K51.212	K51.211	K51.20	K51.218	K51.219			
Rectosigmoiditis	K51.314	K51.313	K51.312	K51.311	K51.30	K51.318	K51.319			
Other	K51.814	K51.813	K51.812	K51.811	K51.80	K51.818	K51.819			
Unspecified	K51.014	K51.013	K51.012	K51.011	K51.00	K51.018	K51.019			
Note: For code K52.2, use additional code to identify type of food allergy, such as peanuts (Z91.010), milk (Z91.011), eggs (Z91.012), seafood (Z91.013).										

FIG. 4

COMPARTMENT SYNDROME								
	Right extremity	Left extremity	Upper limb	Right extremity	Left extremity	Lower limb	Extremities	Other
Neurotraumatic	M79.A11	M79.A12	M79.A15	M79.A21	M79.A22	M79.A29	M79.A1	M79.A9
Traumatic	T79A11(A,D,S)	T79A12(A,D,S)	T79A15(A,D,S)	T79A21(A,D,S)	T79A22(A,D,S)	T79A29(A,D,S)	T79A1(A,D,S)	T79A9(A,D,S)
S01 character meaning as indicated: 1 - unspecified; 2 - unspecified; 3 - unspecified; 4 - unspecified; 5 - unspecified								
COMPLICATIONS, DUE TO								
	External	Internal	Traumatic injury repair	Unspecified				
Disruption, wound	T81.11(A,D,S)	T81.12(A,D,S)	T81.13(A,D,S)	T81.19(A,D,S)				
	Wound/tear	Stitch reaction	Other	Unspecified				
Mechanical								
Artificial opening								
Colostomy	K94.01	K94.01	K94.09	K94.00				
Enterostomy	K94.11	K94.11	K94.19	K94.10				
Esophagostomy	K94.31	K94.31	K94.39	K94.30				
Gastric band	---	---	K95.09	K95.09				
Gastrostomy	K94.21	K94.21	K94.29	K94.20				
	Embedment	Embedment	Leakage	Unspecified/other/repair				
Catheter, arterial, indwell	T82.81(A,D,S)	T82.82(A,D,S)	T82.83(A,D,S)	T82.89(A,D,S)				
Vascular device/implant								
Arteriovenous fistula	T82.51(A,D,S)	T82.52(A,D,S)	T82.53(A,D,S)	T82.59(A,D,S)				
Arteriovenous shunt	T82.51(A,D,S)	T82.52(A,D,S)	T82.53(A,D,S)	T82.59(A,D,S)				
Dialysis catheter	T82.41(A,D,S)	T82.42(A,D,S)	T82.43(A,D,S)	T82.49(A,D,S)				
Other	T82.51(A,D,S)	T82.52(A,D,S)	T82.53(A,D,S)	T82.59(A,D,S)				
Prosthetic device								
Neural implant/pins	T85.41(A,D,S)	T85.42(A,D,S)	T85.43(A,D,S)	T85.49(A,D,S)				
	Embedment	Embedment						
Mech. vaginal	T83.71(A,D,S)	T83.72(A,D,S)						
Other	T83.71(A,D,S)	T83.72(A,D,S)						
	Excision	Excision	Excision	Excision				
Infection & inflammation								
Artificial opening	K94.02	K94.12	K94.22	K94.22				
	Embedment	Embedment	Embedment	Embedment				
Catheter, central venous	T82.21(A,D,S)	T82.22(A,D,S)	T82.23(A,D,S)	T82.29(A,D,S)				
Urethral, indwelling	T81.51(A,D,S)	---	---	T81.59(A,D,S)				
Peritoneal dialysis	---	---	---	T82.72(A,D,S)				
Vascular device/implant								
Dialysis (peritoneal)	---	---	---	T82.72(A,D,S)				
Gastric band procedure	---	---	---	K95.01				
Proctitis	---	---	---	K91.250				
	Embedment	Embedment	Wound/tear	Other				
Other complication	T80.81(A,D,S)	T80.82(A,D,S)	T80.83(A,D,S)	T80.84(A,D,S)				
Other internal device/implant	Embedment	Embedment	Other	Unspecified				
	T80.81(A,D,S)	T80.82(A,D,S)	T80.83(A,D,S)	T80.84(A,D,S)				
S01 character meaning as indicated: 1 - unspecified; 2 - unspecified; 3 - unspecified; 4 - unspecified; 5 - unspecified								
CYST								
Site	Appendix	Breast	Bladder	Elbow	Hand	Head	Neck	Other
K02.80	K93.8	M80.91,2,9	M71.31,2,9	M71.32,1,2,9	M71.34,1,2,9	M71.22,1,2	M71.33,1,2,9	M71.35,1,2,9
		Pilonidal						
	Infection	no Abscess	no Abscess	Sebaceous	Trichodermal			
L72.11	L85.91	L85.91	L85.91	L72.0	L72.12			
S01 character meaning as indicated: 1 - right; 2 - left; 3 - unspecified								

FIG. 5

DIABETES											
	Uncomp. (with spec. compl.)	Uncomp. (with spec. compl.)	Uncomp. (with spec. compl.)	Uncomp. (with spec. compl.)	Uncomp. (with spec. compl.)	Uncomp. (with spec. compl.)	Uncomp. (with spec. compl.)	Uncomp. (with spec. compl.)	Uncomp. (with spec. compl.)	Uncomp. (with spec. compl.)	Uncomp. (with spec. compl.)
Type I	E10.9	E10.69	E10.21	E10.59	E10.671	E10.65	E10.649	E10.21	E10.40	E10.319	E10.622
Type II	E11.9	E11.69	E11.22	E11.79	E11.621	E11.65	E11.649	E11.21	E11.40	E11.319	E11.622
d/t Drug or chem.	E09.9	E09.69	E09.22	E09.59	E09.621	E09.65	E09.649	E09.21	E09.40	E09.319	E09.622
d/t Underly. cond.	E08.9	E08.69	E08.22	E08.59	E08.621	E08.65	E08.649	E08.21	E08.40	E08.319	E08.622
Note: For category E08, code first the underlying condition. For categories E08, E09 and E11, code also any insulin use (Z79.4).											

DIVERTICULITIS					DIVERTICULOSIS		
	w/o Bleeding		w/ Bleeding			w/o Bleeding	w/ Bleeding
	no. Perf. & abs.	with Perf. or abs.	no. Perf. & abs.	with Perf. or abs.			
Small intestine	K57.01	K57.12	K57.01	K57.11	Small intestine	K57.10	K57.11
Large intestine	K57.20	K57.31	K57.21	K57.33	Large intestine	K57.10	K57.11
Sm & lg intestines	K57.40	K57.52	K57.41	K57.53	Sm & lg intestines	K57.50	K57.51
Unspecified	K57.00	K57.92	K57.01	K57.93	Unspecified	K57.90	K57.91

EMBOLISM/THROMBOSIS									
	Abdomen	Abdomen, saddle	Brainstem	Thromb.	Other part	Unspecified			
Aorta	I74.09	I74.01	I74.09	I74.11	I74.19	I74.10			
	Arterial	Cerebral	Low extremity	Upper extremity	Vena	Peripheral	Renal	Vertebral	Unspecified
Artery	I65.1	I65.211,2,3,9	I74.3	I74.2	I74.5	I74.4	N26.0	I65.81,2,3,9	I74.9
w/ Infection	I63.12	I63.131,2,3,9	---	---	---	---	---	I63.111,2,3,9	---
010 or 015 character meanings as indicated: 1 right, 3 left, 8 bilateral, 9 unspecified									

ENTERITIS								
	w/ Abscess	w/ Fistula	w/ Intest. abscess	w/ Rectal bleed	w/o Comp.	Other comp.	Deep comp.	
Regional (Crohn's)								
Small intestine	K58.014	K58.011	K58.012	K58.011	K58.00	K58.019	K58.019	
Large intestine	K58.114	K58.113	K58.112	K58.111	K58.10	K58.119	K58.119	
Sm & lg intestine	K58.814	K58.813	K58.812	K58.811	K58.80	K58.819	K58.819	
Unspecified	K58.914	K58.913	K58.912	K58.911	K58.90	K58.919	K58.919	
Systemic								
Viral	A08.2	A08.3v	A08.0	A08.19	A08.3v	A08.3		
Other	K62.0	K52.9	K52.2	A04.9	A04.7	K52.9	A04.4	K52.81
None: For code K52.2, use add'l code to identify type of food allergy, such as peanuts (Z91.010), milk (Z91.011), egg (Z91.012), seafood (Z91.013).								

ESOPHAGITIS							
Acute	E01.0889	Eosinophilic	Reflex	Ulcer	Ulcer w/ bleed	Other	Unspecified
K20.9	K21.0	K20.0	K21.0	K22.10	K22.11	K20.8	K20.9

FISSURE			
Acute anal	Crohn's anal	Congenital anal	Unspecified
K60.0	K61.1	O41.1	K60.2

FISTULA							
Anal	Anorectal	Appendix	Biliary	Site duct	Intestinal	Rectal	Other
K60.3	K60.3	K60.3	N32.2	K23.3	K63.2	K60.4	N28.89

FOREIGN BODY, EFFECTS OF						
	Inhalation	Ingest. poisonous	Obstruction	Perforation	Other	Unspecified
Accidentally left in body, following procedure						
Catheterization	T81.510(A,D,S)	---	T81.520(A,D,S)	T81.530(A,D,S)	T81.560(A,D,S)	T81.500(A,D,S)
Endoscopy	T81.54(A,D,S)	---	T81.54(A,D,S)	T81.54(A,D,S)	T81.59(A,D,S)	T81.50(A,D,S)
Surgical operation NOS	T81.58(A,D,S)	T81.61(A,D,S)	T81.53(A,D,S)	T81.53(A,D,S)	T81.58(A,D,S)	T81.50(A,D,S)

(Continued on the next page)

FIG. 6

FOREIGN BODY, EFFECTS OF (Continued)										
	Rostr	Cornea	Conj	Rectific	Stomach	Small intestine	Other	Unspecified		
Entering through natural orifice										
Alimentary tract	T18.5X(A,D,S) T18.4X(A,D,S) T18.4X(A,D,S) T18.5X(A,D,S) T18.2X(A,D,S) T18.3X(A,D,S) T18.5X(A,D,S) T18.9X(A,D,S)									
	Food	Gastric contents	Superficial	Other foreign obj	Unspecified					
Esophagus, cause compression of trachea	T18.12(A,D,S)	T18.11(A,D,S)	S18.15(A,D,S)	T18.19(A,D,S)	T18.10(A,D,S)					
Causing other injury	T18.12(A,D,S)	T18.11(A,D,S)	---	T18.19(A,D,S)	T18.10(A,D,S)					
Genitourinary tract	Bladder Cervicovaginas Penis Vagina Vaginal/vaginas Other Unspecified									
	T19.1X(A,D,S)	T19.2X(A,D,S)	T19.4X(A,D,S)	T19.0X(A,D,S)	T19.2X(A,D,S)	T19.3X(A,D,S)	T19.5X(A,D,S)	T19.9X(A,D,S)		
Ear	Middle ear									
	T16.11.5(A,D,S)									
Eye	Conjunctival sac Cornea External Internal structures									
	T15.1B(1,2)(A,D,S)	T15.0B(1,2)(A,D,S)	T15.0B(1,2)(A,D,S)	T15.0B(1,2)(A,D,S)						
	Food	Gastric contents	Superficial	Other	Unspecified					
Respiratory tract										
Larynx, causing asphyxiation	Y17.32(A,D,S)	Y17.31(A,D,S)	S18.15(A,D,S)	Y17.30(A,D,S)	Y17.36(A,D,S)					
Causing other injury	Y17.32(A,D,S)	Y17.31(A,D,S)	---	Y17.30(A,D,S)	Y17.36(A,D,S)					
Nasal sinus										
Nosil										
Pharynx, causing asphyxiation	Y17.23(A,D,S)	Y17.21(A,D,S)	S18.15(A,D,S)	Y17.20(A,D,S)	Y17.26(A,D,S)					
Causing other injury	Y17.23(A,D,S)	Y17.21(A,D,S)	---	Y17.20(A,D,S)	Y17.26(A,D,S)					
Trachea, causing asphyxiation	T17.42(A,D,S)	T17.41(A,D,S)	S18.15(A,D,S)	T17.40(A,D,S)	T17.46(A,D,S)					
Causing other injury	T17.42(A,D,S)	T17.41(A,D,S)	---	T17.40(A,D,S)	T17.46(A,D,S)					
4th or 5th character meanings as indicated: 1 right 2 left 9 unspecified										
7th character meanings as indicated: A initial encounter B subsequent encounter S terminal										
FEVER										
Of unknown origin	R58.9									
	R58.9	D70.0, R58.01	A86.9	R58.9						
GANGLION										
Arms/hand	Elbow	Hand	Wrist	Forearm	Multiple	Neck	Other	Unspecified		
M67.41(1,2,S)	M67.42(1,2,S)	M67.43(1,2,S)	M67.45(1,2,S)	M67.46(1,2,S)	M67.47	M67.43(1,2,S)	M67.48	M67.48		
4th character meanings as indicated: 1 right 2 left 9 unspecified										
GASTRITIS										
	Acute	Atrophic	Allergic/def	Atrophic, chronic	Bile induced	Chronic, HPS	d/t diet def	Eosinophilic	Other	
w/o bleed	K29.00	K29.20	K29.40	K29.40	K29.30	K29.50	E63.9	K52.51	K29.59	
w/ bleed	K29.01	K29.21	K29.41	K29.41	K29.31	K29.51	---	---	K29.51	
	Granulomatous	Hypertrophic	Noneros	Simple	Spastic	Superficial	Viral	Other	Unspecified	
w/o bleed	K29.00	K29.00	K54	K29.70	K29.60	K29.30	A05.4	K29.50	K29.70	
w/ bleed	K29.01	K29.01	---	K29.71	K29.61	K29.31	---	K29.51	K29.71	
GASTROENTERITIS										
	Acute	Chronic	Allergic/def	d/t drug	d/t radiation	Eosinophilic				
	K52.9	K52.9	K52.2	K52.1	K52.6	K52.1				
Infective HPS	Infective HPS Reactive Other Viral HPS Unspecified									
	A09	K52.9	K52.85	A05.4	K52.9					
Note: For code K52.2, use add 1 code to identify type of food allergy, such as peanuts (Z91.010), milk (Z91.011), eggs (Z91.012), seafood (Z91.013)										
GOITER										
	Diffuse	Multinodular	Single	Other	Unspecified					
d/t iodine deficiency	E01.0	E01.1	---	E01.8	E01.2					
Nontoxic	E04.0	E04.2	E04.1	E04.3	E04.9					
Congenital	E03.0	---	---	---	---					
Thyrotoxicosis (toxic)	E05.00	E05.20	E05.10	E05.00	E05.90					
w/ thyroid storm	E05.01	E05.21	E05.11	E05.01	E05.91					

FIG. 7

HEART FAILURE				
	Code	Code	Code or description	Designated
Combined (diastolic and systolic)	I50.11	I50.12	I50.11	I50.11
Diastolic (congestive)	I50.13	I50.12	I50.13	I50.13
Systolic (congestive)	I50.21	I50.22	I50.23	I50.23

HEMATURIA							
Range	Code	Of blood	Location	Other description	Reason	Reason	Designated
R31.1	R31.0	N82.4	N82.9	R31.2	N82.9	N82.9	R31.9

HEMORRHOIDS							
	1st degree	2nd degree	3rd degree	4th degree	Bleeding	Other	Designated
Internal	K64.0	K64.1	K64.2	K64.3	K64.5	K64.6	K64.9
	of thrombosis	Designated					
External	K64.3	K64.4					

HERNIA				
	Location	Range	Character	Group
Diaphragmatic	Q73.0	K44.1	K44.0	K44.9
Femoral				
Bilateral	---	K41.1(R, L)	K41.0(R, L)	K41.2(R, L)
Unilateral	---	K41.4(R, L)	K41.3(R, L)	K41.0(R, L)
Inguinal	Q40.1	K44.1	K44.0	K44.9
Bilateral	---	K40.1(R, L)	K40.0(R, L)	K40.2(R, L)
Unilateral	---	K40.4(R, L)	K40.3(R, L)	K40.0(R, L)
Unilateral	---	K40.1	K40.0	K40.9
Ventral				
Incisional	---	K43.1	K43.0	K43.2
Parastomal	---	K43.4	K43.5	K43.5

HEPATOMEGALY					
	Congenital	Of spleen	Of liver	Of infant	Designated
	E84.7	R16.2	E77.09	E77.09	I16.8

HYPOTHYROIDISM (W/O GOITER)				
	Range	Character	Other	Designated
Congenital iodine deficiency	E01.0	E00.1	E00.2	E00.9
	Diffuse	Diffuse	Other	Designated
Iodine deficiency related	E01.1	E01.1	E01.2	E01.2
	Atrophy	Congenital	Acquired	Postoperative
	E03.4	E03.1	E03.2	E03.3
Other	Postoperative	Postoperative	Other	Designated
	E05.0	E05.0	E05.0	E05.0

INJURY				
	Major laceration	Minor laceration	Other	Designated
Aorta, abdominal	S37.80(A, D, S)	S35.01(A, S)	S30.80(A, D, S)	S35.00(A, D, S)
Hepatic artery	S37.24(A, D, S)	S35.20(A, S)	S30.24(A, D, S)	S35.20(A, S)
Hepatic vein	S37.12(A, D, S)	S35.10(A, S)	S30.12(A, D, S)	S35.10(A, S)
	Laceration			
	Extensive	Major	Minor	Modest
Organs				Unspecified
Bladder & urethral	S37.22(A, D, S)	---	---	---
Liver	S36.11(A, D, S)	S36.11(A, D, S)	S36.11(A, D, S)	S36.11(A, D, S)
Spleen	S36.02(A, D, S)	S36.02(A, D, S)	S36.02(A, D, S)	S36.02(A, D, S)
Stomach	S36.12(A, D, S)	---	---	---
	Artery	Artery	Artery	Artery
Vessel, blood, other				
Laceration	S45.01(1, 2, 3)(A, D, S)	S45.11(1, 2, 3)(A, D, S)	S45.11(1, 2, 3)(A, D, S)	S45.11(1, 2, 3)(A, D, S)
Other	S45.09(1, 2, 3)(A, D, S)	S45.19(1, 2, 3)(A, D, S)	S45.19(1, 2, 3)(A, D, S)	S45.19(1, 2, 3)(A, D, S)
Unspecified	S45.00(1, 2, 3)(A, D, S)	S45.10(1, 2, 3)(A, D, S)	S45.10(1, 2, 3)(A, D, S)	S45.10(1, 2, 3)(A, D, S)

With character meanings as indicated: 1 for right, 2 for left, 3 for unspecified
 With character meanings as indicated: A for anterior, D for posterior, S for unspecified

FIG. 8

LIPOMA									
	Arm	Fore	Head	Legs	Neck	Side	Trunk	Other	Unspecified
Skin and subq	D17.20,1,2	D17.3	D17.8	D17.20,23,4	D17.6	D17.10	D17.1	D17.19	D17.30
	Intra-abdominal	Intra-thoracic	Peritoneum	Subperitoneum	Spine and	Unspecified			
Other sites	D17.5	D17.4	D17.79	D17.79	D17.6	D17.5			
	5th character meanings as indicated: Unspecified, 1=Right, 2=Left								
MASS/LUMP									
	Category	Generalized	Eye	Ear	Paranasal	Ear	Eye	Other	Unspecified
Abdom./Intraabdom.	R19.06	R19.07	R19.04	R19.02	R19.05	R19.03	R19.01	R19.09	R19.00
	Head	Head	External Ear	External Ear	Head	Side	Trunk		
Localized	R22.2	R22.9	R22.40,1,2,3	R22.10,1,2,3	R22.1	R22.9	R22.2		
	Respir.	Respir.	Ear	Ear					
Other sites	N02	N23.89	R19.0	R01.0					
	5th character meanings as indicated: Unspecified, 1=Right, 2=Left, 3=Bilateral								
NEOPLASM, BENIGN									
	Head/neck	Eye/ear	Mouth	Overlip/lip	Spleen/liver	Unspecified			
Acus	D13.9	D13.9	D13.9	D13.9	D13.9	D13.9			
Bladder	D13.3								
Esophagus	D13.0								
	Body	Prostate gland	Prostate, urethra						
Genital organs	D17.0,1,9	D17.1	D18.4						
	Ascending	Appendix	Cervix	Cervix uteri	Cervix	Descending	Rectal	Sigmoid flex	Transverse
Intestine, large	D12.2	D12.1	D12.6	D12.8	D12.6	D12.4	D12.4	D12.3	D12.0
	Left	Rectum	Right	Sigmoid flex	Sigmoid	Sigmoid flex	Transverse	of Sigmoid	Unspecified
	D12.4	D12.8	D12.2	D12.3	D12.3	D12.3	D12.3	D12.7	D12.6
	Overlip site	Rectum	Rectosigmoid	Unspecified					
Intestine, small	D13.2	D13.39	D13.39	D13.10					
Liver	D13.4								
	Body	Head	Stomach/duodenum	Head	Intest. cecum	Head	Tail	Unspecified	
Pancreas	D13.5	D13.5	D13.6	D13.7	D13.7	D13.6	D13.6	D13.6	
Stomach	D13.7								
	Cardiac	Body							
Thyroid	D14.1	D14							
	4th character meanings as indicated: 8=Right, 7=Left, 9=Unspecified								
NEOPLASM, MALIGNANT									
	Head/neck	Eye/ear	Mouth	Overlip/lip	Spleen/liver	Unspecified			
Acus	C21.1	C21.2	C44.500	C21.8	C21.1	C21.8			
	Body	Head	Intra-oral cavity	Spleen/liver	Esophagus				
Bladder	C67.1	C67.5	C67.6	C67.8	C67.8				
	Bladder	Ant. wall	Lat. wall	Post. wall	Unspecified				
	C67.7	C67.1	C67.2	C67.4	C67.9				
	Ear/eye	Ear/eye	Ear/eye	Ear/eye/lip	Mouth	Stomach	Up to sigmoid	Rectum	Unspecified
Breast, female	C50.01(1,2,3)	C50.11(1,2,3)	C50.31(1,2,3)	C50.51(1,2,3)	C50.81(1,2,3)	C50.01(1,2,9)	C50.21(1,2,3)	C50.41(1,2,3)	C50.91(1,2,9)
Male	C50.02(1,2,3)	C50.12(1,2,3)	C50.32(1,2,3)	C50.52(1,2,3)	C50.82(1,2,3)	C50.02(1,2,9)	C50.22(1,2,3)	C50.42(1,2,3)	C50.92(1,2,9)
	Head	Ear	Head/eye	Ear/eye	Head/eye	Prostate	Body	Up to Sigmoid	Unspecified
Esophagus	C15.0	C15.3	C15.5	C15.5	C15.4	C15.3	C15.4	C15.3	C15.9
	Body	Prostate gland	Prostate, urethra						
Genital organs	C58.0,1,2,9	C61	C68.0						
	Ascending	Appendix	Cervix/uterus	Descending	Sigmoid flex	Sigmoid	Sigmoid flex	Transverse	
Intestine, large	C18.2	C18.1	C18.9	C18.5	C18.3	C18.7	C18.5	C18.4	
	Overlip site	Rectum	Rectosigmoid	Unspecified					
	C18.8	C18.0	C19	C18.9					
	4th or 5th character meanings as indicated: 1=Right, 2=Left, 9=Unspecified								

(Continued on the next panel)

FIG. 9

NEOPLASM, MALIGNANT (Continued)									
	Quadrants	Rectum	Sigmoid	Overlapping	Unspecified				
Intestine, small	C17.6	C17.2	C17.1	C17.3	C17.7				
	Primary	Secondary							
Liver	C22.2	C22.7							
	Body	Head	Extrahepatic	Head	Not coded	Head	Tail	Unspecified	
Pancreas	C25.1	C25.3	C25.7	C25.8	C25.4	C25.7	C25.2	C25.9	
	Islet cell	Exocrine cell	Spec type	Unspecified					
Mouth, oral	C44.510	C44.520	C44.530	C44.500					
Breast	C44.511	C44.521	C44.531	C44.541					
	External	Body	Genital	Female	Male	Less com	Female	Antipit. wall	Unspecified
Stomach	C16.1	C16.2	C16.0	C16.3	C16.5	C16.6	C16.4	C16.8	C16.9
	Cardia	Body							
Thyroid	C23.2	C23							

PAIN										
	Esophagus	Thor. left	Thor. right	Generalized	Postherpetic	Upper left	Upper right	Lower	Lower	Unspecified
Abdominal										
Localized	R10.11	R10.12	R10.31	---	R10.13	R10.12	R10.11	R10.30	R10.10	
Tenderness	R10.810	R10.814	R10.813	R10.817	R10.815	R10.812	R10.811	---	---	R10.816
Rebound	R10.820	R10.824	R10.823	R10.827	R10.825	R10.822	R10.821	---	---	R10.826
	Acute abdomen			Generalized	Postherpetic					
Other	R10.8		R10.84		R10.2					

PERITONITIS						
Chronic perforative	Acute	Generalized	Female, male	Female, female	Suppurative	Unspecified
K67.0	K65.0	K65.8	K65.0	K73.5	K67.0	K65.9

Note: Code also the infectious agent, such as *B. fragilis* (J96.0), *E. coli* (J96.20), *S. aureus* (J95.11)

PHLEBITIS/THROMBOPHLEBITIS						
	Lower extremity	Upper extremity				
Superficial	I80.01, 1, 2, 11	I80.11, 1, 2, 11				
	Lower extremity	Upper	Popliteal	Tibial	Other	Unspecified
Deep	I80.20, 1, 2, 11, 111	I80.21, 1, 2, 11, 111	I80.22, 1, 2, 3, 9	I80.23, 1, 2, 1, 11	I80.24, 1, 2, 3, 9	I80.20, 1, 2, 11, 111
Unspecified	I80.3					
	Site or site character meanings as indicated:		1 right	2 left	3 bilateral	0 or 9 unspecified

POLYP							
	Ascending	Sigmoid	Descending	Sigmoid	Transverse	Unspecified	
Adenomatous	D12.1	D12.0	D12.4	D12.5	D12.3	D12.6	
	w/ Abscess	w/ Abscess	w/ Ext. fold	w/ Intest. obstruct	w/ Rectal bleed	w/ Other compl	w/ Other compl
Inflammatory	K51.414	K51.410	K51.413	K51.412	K51.411	K51.415	
	Rectal	Polypoid	Rectal	Unspecified			
Other	K62.0	D12.8	K62.1	K62.5			

REFLUX					
Acid	Esophageal	Esophageal w/ esophagitis	Gastroesophageal	Nonacid, esophageal	Unspecified
K21.9	K21.0	K21.2	K21.9	P78.81	K21.9

SINUS							
	Frontal	Corycical	Orbital, congenital	Frontal	Paranasal	Sino. PTC	Frontal
w/ Abscess	N03.80	L05.02	O66.5	L05.02	N62.3	L05.01	N03.8
w/o Abscess	---	L05.02	O66.5	L05.02	---	---	---
w/ Cyst, w/ abscess	---	---	---	L05.01	---	---	---
w/ Cyst, w/o abscess	---	---	---	L05.01	---	---	---

SPLENOmegaly, NOS	
	R16.1
	R16.1

FIG. 10

TORSION											
	Extragenital			Intragenital			Unspecified				
Male											
Spermatic cord	N44.01	N44.02	N44.02								
	Extragenital	Intragenital	Spermatic testis	Hydrocele epididymis	Other	Unspecified					
Testis	N44.01	N44.02	N44.03	N44.04	N44.05	N44.06					
	Other	Fallopian tube	Fallopian tube w/ ovary	Colpocystitis	Salpingitis	Other					
Other	K55.2	N83.52	N83.53	K12.5	K54.2	N83.51					
ULCER											
	w/ Hemorrhage		w/ Perforation		w/ Abscess & gang		Unspecified				
Diverticul	K26.4	K26.5	K26.6	K26.3							
Acute	K26.0	K26.1	K26.2	K26.3							
Chronic	K26.4	K26.5	K26.6	K26.7							
	W/ Abscess	W/ Perforation	W/ Abscess & gang	Unspecified							
Esophagus	K22.10	K22.0	K22.10	K22.10	K22.10	K22.10	K22.10	K22.10			
w/ bleeding	K22.11	---	K22.11	K22.11	K22.11	K22.11	K22.11	K22.11			
	w/ Hemorrhage		w/ Perforation		w/ Abscess & gang		Unspecified				
Gastrojejunal	K28.1	K28.5	K28.6	K28.3							
Acute	K28.0	K28.1	K28.2	K28.3							
Chronic	K28.4	K28.5	K28.6	K28.7							
Peptic	K27.4	K27.5	K27.6	K27.3							
Acute	K27.0	K27.1	K27.2	K27.3							
Chronic	K27.4	K27.5	K27.6	K27.7							
Stomach	K25.4	K25.5	K25.6	K25.3							
Acute	K25.0	K25.1	K25.2	K25.3							
Chronic	K25.4	K25.5	K25.6	K25.7							
	Archie	Back	Buttock	calf	Foot, heel	Heel	Lower leg, ankle	Lower leg, malleol	Midfoot	Toes	Other
Skin											
Non-pressure											
w/ Bone necros	197.30-204	198.424	198.414	197.20-204	197.30-204	197.40-213	197.801-214	197.90-214	197.40-214	197.50-214	198.404
w/ Exp fat lay	197.30-210	198.422	198.412	197.20-212	197.30-212	197.40-213	197.80-212	197.90-212	197.40-212	197.50-212	198.402
w/ Muc necros	197.30-211	198.421	198.413	197.20-211	197.30-211	197.40-213	197.80-213	197.90-213	197.40-213	197.50-213	198.401
w/ Skin broken	197.30-211	198.421	198.411	197.20-211	197.30-211	197.40-213	197.80-211	197.90-211	197.40-211	197.50-211	198.401
Unspec severity	197.30-219	198.429	198.419	197.20-219	197.30-219	197.40-213	197.80-219	197.90-219	197.40-219	197.50-219	198.409
	Note: Code first any associated underlying condition, such as arteriosclerosis—see ARTERIOSCLEROSIS, w/ Ulcer, or valvular disease—see VALVULOPATHY, w/ Ulcer. Code first any associated gangrene (895)										
	<i>Site character meanings as indicated: 0 unspecified, 1 right, 2 left</i>										
	Archie	Back	Buttock	Calf	Foot, heel	Heel	Lower leg, ankle	Lower leg, malleol	Midfoot	Toes	Other
Pressure/deubitus											
Stage 1	189.501.1,2,3	189.101.1,2,3,4,5	189.301.1,2,3	189.151	189.41	189.00.1,2,3	189.81	189.00.1,2,3	189.811		
Stage 2	189.501.1,2,4	189.101.1,2,3,4,5	189.301.1,2,4	189.152	189.42	189.00.1,2,4	189.82	189.00.1,2,4	189.812		
Stage 3	189.501.1,2,5	189.101.1,2,3,4,5	189.301.1,2,5	189.153	189.43	189.00.1,2,5	189.83	189.00.1,2,5	189.813		
Stage 4	189.501.1,2,6	189.101.1,2,3,4,6	189.301.1,2,6	189.154	189.44	189.00.1,2,6	189.84	189.00.1,2,6	189.814		
Unspecified stage	189.501.1,2,9	189.101.1,2,3,4,9	189.301.1,2,9	189.159	189.49	189.00.1,2,9	189.89	189.00.1,2,9	189.819		
Unstageable	189.501.1,2,8	189.101.1,2,3,4,8	189.301.1,2,8	189.158	189.45	189.00.1,2,8	189.85	189.00.1,2,8	189.818		
	Head	Heel	Hip	Scapula	Other	Unspecified					
Pressure/deubitus											
Stage 1	189.811	189.801.1,2,3	189.701.1,2,3	189.151	189.801	189.91					
Stage 2	189.812	189.801.1,2,4	189.701.1,2,4	189.152	189.802	189.92					
Stage 3	189.813	189.801.1,2,5	189.701.1,2,5	189.153	189.803	189.93					
Stage 4	189.814	189.801.1,2,6	189.701.1,2,6	189.154	189.804	189.94					
Unspecified stage	189.819	189.801.1,2,9	189.701.1,2,9	189.159	189.809	189.99					
Unstageable	189.818	189.801.1,2,8	189.701.1,2,8	189.158	189.808	189.98					
	Note: Code first any associated gangrene (895)										
	<i>Site character meanings as indicated: 0 unspecified, 1 right/right upper, 2 left/left upper, 3 right/lower, 4 left/lower</i>										

FIG. 11

UNDESCENDED TESTES									
Bilateral abdominal	Bilateral genital	Bilateral unspecified	Bilateral abdominal	Bilateral genital	Bilateral unspecified				
Q53.21	Q53.22	Q53.23	Q53.31	Q53.32	Q53.33				
VARICOSE VEINS									
	Ankle	Calf	Heel & midfoot	Other part foot	Thigh	Other	Unspecified		
w/ Inflammation & ulcer	883.001.211	883.201.212	883.201.214	883.201.215	883.201.211	883.201.218	883.201.219		
w/ Ulcer	883.001.213	883.001.212	883.001.214	883.001.215	883.001.211	883.001.218	883.001.219		
	Asymptomatic	w/ Inflammation only	w/ Pain	w/ Other complication					
Other	883.001.211	883.101.211	883.011.213.01	883.001.215					
	218 or 219 character meanings as indicated		1 right	2 left	3 bilateral	8 or 9 unspecified			
WOUND HEALING									
Wound-healing stage	Deep	External operative wound	Internal operative wound	Traumatic injury	Unspecified				
87.01	87.11(A)(1,2)	87.11(A)(1,2)	87.12(A)(1,2)	87.12(A)(1,2)	87.12(A)(1,2)	87.12(A)(1,2)			
	218 character meanings as indicated		1 initial encounter	2 subsequent encounter	3 sequela				
GENERAL MEDICAL									
ABSENCE, ACQUIRED									
Kidney	Lung	Ovary, oviduct	Ovary, total	Prostate, part	Prostate, total	Spleen	Stomach	Other	
Z90.5	Z90.7	Z90.711	Z90.712	Z90.411	Z90.410	Z90.61	Z90.3	Z90.89	
ENCOUNTER FOR									
	Dress	Surgical dressing	Non-surgical dressing	Suture/staple					
Change/removal	Z48.03	Z48.01	Z48.00	Z48.02					
Post-proc wound dress	Z48.1	---	---	---					
Examination									
E/D other than malignant	Z00	---	---	---					
E/D malignant	Z01	---	---	---					
	Cardiovascular	Respiratory	Laboratory	Other					
Preprocedural	Z01.010	Z01.011	Z01.012	Z01.018					
	Intestinal device	Lap band	Other of device						
Fitting	Z46.59	Z46.51	Z46.59						
Note: For code Z00 use an additional code to identify any acquired absence of organs (Z90.-) and the personal history of malignant neoplasm (Z85.-)---see NEOPLASM. For code Z01 use an additional code to identify applicable history of disease code---see HISTORY OF.									
HISTORY OF									
	Breast	Large intestine	Uterus	Kidney	Ovary	Prostate	Rectum/anal	Small intestine	Testis
Malignancy									
Family	Z80.1	Z80.0	Z80.0	Z80.51	Z80.41	Z80.0	Z80.0	Z80.0	Z80.43
Personal	Z85.1	Z85.030	Z85.05	Z85.528	Z85.41	Z85.06	Z85.048	Z85.058	Z85.47
Carcinoid	---	Z85.038	---	Z85.529	---	---	Z85.049	Z85.059	---
	Allergy to latex	Allergy to radiographic dye	Faltered renal function	Endometriosis	Thrombo-embolism	Dissecting aortic aneurysm	Remnant (transurethral)		
Other									
Personal	Z91.040	Z91.041	Z91.03	Z86.711	Z86.72	Z86.73	Z86.718		

FIG. 12