



US00D747408S

(12) **United States Design Patent**
Hart

(10) **Patent No.:** **US D747,408 S**
(45) **Date of Patent:** **** *Jan. 12, 2016**

(54) **CODING MATRIX TOOL**

D414,574 S 9/1999 Chen

(Continued)

(71) Applicant: **Optum, Inc.**, Minnetonka, MN (US)

Primary Examiner — Caron D Veynar

(72) Inventor: **Anita C. Hart**, White Stone, VA (US)

Assistant Examiner — Abraham Bahta

(73) Assignee: **OPTUM, INC.**, Minnetonka, MN (US)

(74) *Attorney, Agent, or Firm* — Dorsey & Whitney LLP

(*) Notice: This patent is subject to a terminal disclaimer.

(57) **CLAIM**

The ornamental design for a coding matrix tool, as shown and described.

(**) Term: **14 Years**

DESCRIPTION

(21) Appl. No.: **29/511,157**

(22) Filed: **Dec. 8, 2014**

(51) **LOC (10) Cl.** **19-01**

(52) **U.S. Cl.**

USPC **D19/1**

(58) **Field of Classification Search**

USPC D19/1-12, 20-34; 206/449, 232, 495.5, 206/494; 40/124.01-124.15, 672, 776, 726; 229/72, 92, 92.1, 300-303, 87.06, 229/87.08, 87.14; 281/2-5, 16, 22, 51; 705/3; 283/2-3, 115, 900, 74-75, 103, 283/105-106; 428/42.3; D9/703, 707, 709, D9/713, 424, 414, 720, 418, 416; 426/106; 222/92, 107; 383/127, 106-108, 901, 383/200, 203, 207, 210; D20/10, 22, 40, D20/42, 11

CPC .. B42D 15/022; B42D 15/042; B42D 15/045; B42D 15/027; B42D 25/00; B42D 25/23; B42D 25/29; B42D 25/30; B42D 2033/20; B42D 2033/33; B42D 25/20; B42D 25/26; B42D 25/40; B42D 2033/02; B42D 2033/04; B42D 2033/08; B42D 2033/10; B42D 2033/16; B42D 2033/18; B42D 2033/28; B42D 2033/30

See application file for complete search history.

A portion of the disclosure of this patent document contains material to which a claim for copyright is made. The copyright owner has no objection to the facsimile reproduction by anyone of the patent document or the patent disclosure, as it appears in the Patent and Trademark Office patent file or records, but reserves all other copyright rights whatsoever.

FIG. 1 is a first perspective view of a coding matrix tool in unfolded configuration showing my new design;

FIG. 2 is a second perspective view thereof;

FIG. 3 is an elevation view of a first matrix sheet or panel thereof;

FIG. 4 is an elevation view of a second matrix sheet or panel thereof;

FIG. 5 is an elevation view of a third matrix sheet or panel thereof;

FIG. 6 is an elevation view of a fourth matrix sheet or panel thereof;

FIG. 7 is an elevation view of a fifth matrix sheet or panel thereof;

FIG. 8 is an elevation view of a sixth matrix sheet or panel thereof;

FIG. 9 is an elevation view of a seventh matrix sheet or panel thereof;

FIG. 10 is an elevation view of an eighth matrix sheet or panel thereof;

FIG. 11 is an elevation view of a ninth matrix sheet or panel thereof; and,

FIG. 12 is an elevation view of a tenth matrix sheet or panel thereof.

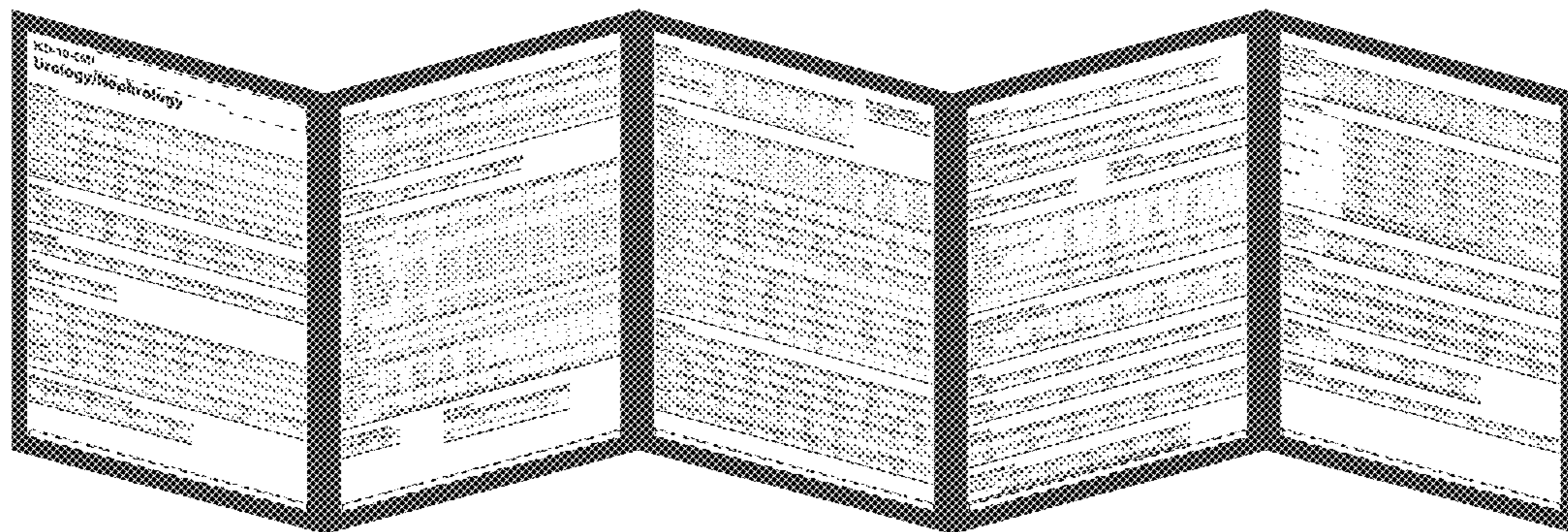
The broken lines in the figures represent portions of the coding matrix tool which are not part of the claimed design.

(56) **References Cited**

U.S. PATENT DOCUMENTS

D400,919 S 11/1998 Pickel

1 Claim, 12 Drawing Sheets



(56)

References Cited

U.S. PATENT DOCUMENTS

D432,570 S 10/2000 Donaldson
D555,724 S 11/2007 Brodie
D600,746 S 9/2009 Kudimi
D602,167 S 10/2009 Coyne, III et al.

D650,009 S 12/2011 Tetrault
D662,976 S 7/2012 Tetrault
D664,195 S 7/2012 Rosenthal et al.
D677,329 S 3/2013 Rosenthal et al.
D686,660 S 7/2013 Wang
D687,486 S * 8/2013 Worthington et al. D19/1
D719,213 S 12/2014 Hart
* cited by examiner

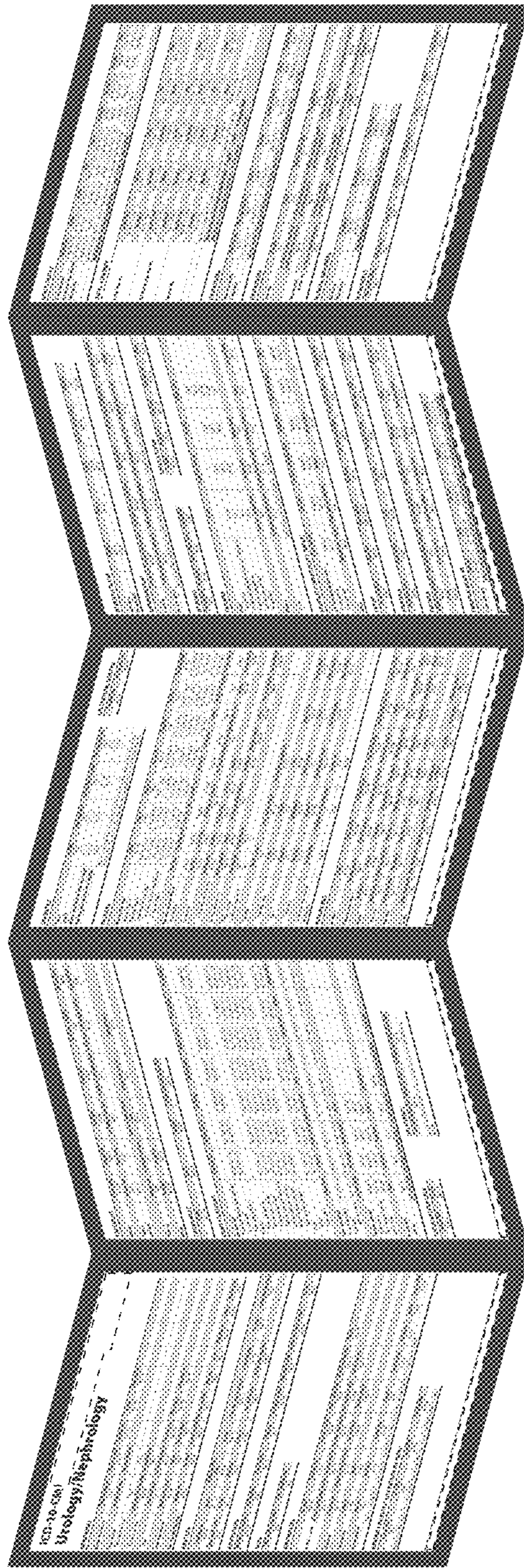


FIG. 1

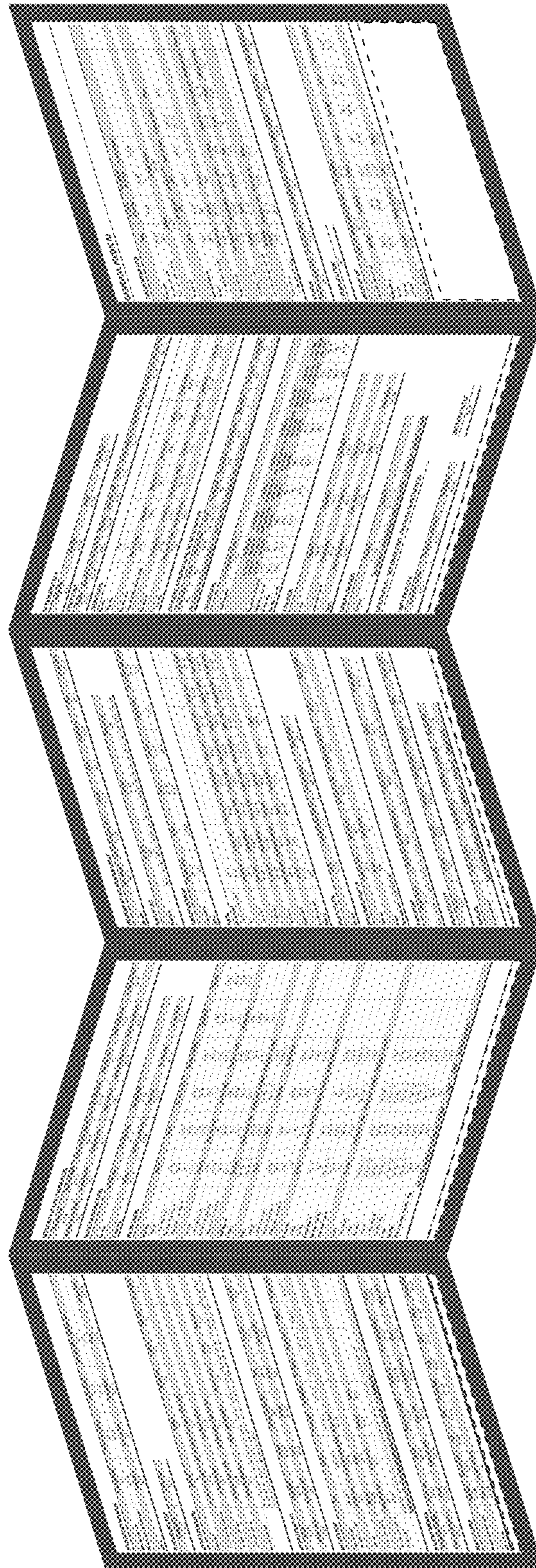


FIG. 2

ICD-10-CM									
Urology/Nephrology									
ABNORMAL									
	Blood mineral	Urology	Urology	Urology	Urology	Urology	Urology	Urology	Urology
Blood chemistry	R75.8	R78.79	R78.71	R79.89	R71.9				
	Biopsy/biopsy	Nonmedication							
Exam urine									
Elevated levels of	R62.5	R61.6							
	Cytology & histology	Microbiology							
Positive culture	R62.8	R61.7							
	Cells and casts	Urinalysis/urine	Crystals	Microscopic	Unspecified				
Other	E62.95	R62.91	R62.93	R62.95	R62.96				
	Non-specific LOH	Other	Unspecified						
Serum enzymes									
	R74.8	R74.8	R74.9						
	Renal	Renal	Renal	Renal	Renal	Renal	Renal	Renal	Renal
Test result/findings	R93.5	R93.4	R97.2	R97.5	R93.4	R93.2	R93.4	R93.4	R93.4
ABSCISS									
	Urology	Urology	Urology	Urology	Urology	Urology	Urology	Urology	Urology
Epithelioma	N45.4	N47.214	N47.21	N45.21	N41.8	N41.7	N41.7	N41.7	N41.7
Spontaneous cure	N45.4	N41.4	N41.8	N45.1	N41.8	N41.8	N41.8	N41.8	N41.8
	Urology	Urology	Urology	Urology	Urology	Urology	Urology	Urology	Urology
ADHESIONS									
	Urology	Urology	Urology	Urology	Urology	Urology	Urology	Urology	Urology
Bladder (epithelioma)	N42.89	N42.8	N47.5	N47.5	N42.8	N42.8	N42.8	N42.8	N42.8
	Urology	Urology	Urology	Urology	Urology	Urology	Urology	Urology	Urology
AIDS									
AIDS related complex									
	B20	B20							
ANOMALIES									
	Urology	Urology	Urology	Urology	Urology	Urology	Urology	Urology	Urology
	Q64.39	Q61.79	Q62.8	Q65.8	Q64.33	Q62.10			
Atresia, canal	Q64.39	Q61.79	Q62.8	Q65.8	Q64.33	Q62.10			
	Urology	Urology	Urology	Urology	Urology	Urology	Urology	Urology	Urology
	Q62.11	Q62.12	Q64.39	Q64.8	Q65.3				
	Congenital	Congenital	Congenital	Congenital	Congenital				
Chordea	Q64.4	Q64.4	Q64.89	Q64.89					
	Urology	Urology	Urology	Urology					
Epispadias	Q64.8	Q64.8							
	Urology	Urology	Urology	Urology	Urology	Urology	Urology	Urology	Urology
Hypospadias	Q64.8	Q64.8	Q64.8	Q64.1	Q64.2	Q64.1	Q64.8	Q64.8	Q64.8
	Urology	Urology	Urology	Urology	Urology	Urology	Urology	Urology	Urology
Note: For code Q64.3, code first any associated cystic fibrosis w/ intestinal malif (E64.19) w/ oth malif (Q64.8)									
BENIGN PROSTATIC HYPERTROPHY (BPH)									
	Congenital	w/ LUTS	w/o LUTS	Unspecified					
	Q60.4	N40.1	N40.0	N40.0					
	Urology	Urology	Urology	Urology					
Note: Use additional code for associated symptoms, when specified---see SYMPTOMS, Urination.									

FIG. 3

CALCULUS						
	Congenital	Isolated	Multiple	Recurrent	W/ other calculus	Unspecified
Kidney	N20.1	N20.2	N20.3	N20.4	N20.5	N20.9
	Impacted	Recurrent	W/ kidney calculus	W/ N20.1 or N20.2	W/ N20.1, N20.2, or N20.3	Unspecified
Ureter	N20.1	N20.1	N20.2	N20.2	N20.1	N20.1
Urethra	N21.1	---	---	---	---	---
	Impacted	W/ hydromatosis	Lower urinary tract	Other lower tract	Pyelonephritis	
Stricture	N22.9	N22.9	N22.9	N22.9	N22.9	
Bladder	N22.9	Prostate				
Other	N22.9	N22.9				

CARUNCLE			
Sexes	Female	Male	Unspecified
	N48.21	N48.2	N48.9

COMPLICATIONS									
	Breakdown	Displacement	Leakage	Malposition	Obstruction	Perforation	Protrusion		
Mechanical									
Prosthetic device, genitourinary									
Cystostomy	T82.510(A,D,S)	T82.520(A,D,S)	T82.530(A,D,S)	T82.540(A,D,S)	T82.550(A,D,S)	T82.560(A,D,S)	T82.590(A,D,S)		
Indwelling catheter	T82.511(A,D,S)	T82.521(A,D,S)	T82.531(A,D,S)	T82.541(A,D,S)	T82.551(A,D,S)	T82.561(A,D,S)	T82.591(A,D,S)		
Vascular									
Devices/implants									
Arteriovenous fistula	T82.510(A,D,S)	T82.520(A,D,S)	T82.530(A,D,S)	T82.540(A,D,S)	T82.550(A,D,S)	T82.560(A,D,S)	T82.590(A,D,S)		
Arteriovenous shunt	T82.511(A,D,S)	T82.521(A,D,S)	T82.531(A,D,S)	T82.541(A,D,S)	T82.551(A,D,S)	T82.561(A,D,S)	T82.591(A,D,S)		
Dialysis, intraperitoneal cath.	T82.570(A,D,S)	T82.580(A,D,S)	T82.590(A,D,S)	T82.590(A,D,S)	T82.590(A,D,S)	T82.590(A,D,S)	T82.590(A,D,S)		
Dialysis catheter (vascular)	T82.410(A,D,S)	T82.420(A,D,S)	T82.430(A,D,S)	T82.440(A,D,S)	T82.450(A,D,S)	T82.460(A,D,S)	T82.490(A,D,S)		
Other vas device/implant	T82.510(A,D,S)	T82.520(A,D,S)	T82.530(A,D,S)	T82.540(A,D,S)	T82.550(A,D,S)	T82.560(A,D,S)	T82.590(A,D,S)		
Impl vas device/implant	T82.510(A,D,S)	T82.520(A,D,S)	T82.530(A,D,S)	T82.540(A,D,S)	T82.550(A,D,S)	T82.560(A,D,S)	T82.590(A,D,S)		
Graft									
Other	T82.310(A,D,S)	T82.320(A,D,S)	T82.330(A,D,S)	T82.340(A,D,S)	T82.350(A,D,S)	T82.360(A,D,S)	T82.390(A,D,S)		
Unspecified	T82.310(A,D,S)	T82.320(A,D,S)	T82.330(A,D,S)	T82.340(A,D,S)	T82.350(A,D,S)	T82.360(A,D,S)	T82.390(A,D,S)		
	Extrusion	Fibrosis	Hemorrhage	Inf & infection	Pain	Stenosis	Thrombosis	Other	Unspecified
Other specified									
Cath, indwelling	T82.510(A,D,S)	T82.520(A,D,S)	T82.530(A,D,S)	T82.540(A,D,S)	T82.550(A,D,S)	T82.560(A,D,S)	T82.590(A,D,S)		
Prosthetic, genitourinary	T82.510(A,D,S)	T82.520(A,D,S)	T82.530(A,D,S)	T82.540(A,D,S)	T82.550(A,D,S)	T82.560(A,D,S)	T82.590(A,D,S)		
	Hemorrhage	Infection	Malfunction	Other					
Postprocedural									
Cystostomy	N93.510	N93.511	N93.512	N93.519					
Other external stoma	N93.520	N93.521	N93.522	N93.529					
Other stoma	N93.530	N93.531	N93.532	N93.539					
	Failure	Infection	Rejection	Other	Unspecified				
Transplant									
Kidney	T86.12	T86.13	T86.11	T86.19	T86.10				
T86 character meanings as indicated: A, initial encounter; D, subsequent encounter; S, sequela									

CECOURTEROCELE	
Congenital	Acquired
O62.31	O62.32

DEFICIENCY	
Ischemic splenic deficiency (ISS)	W/ hypostability of urethra
N36.42	N36.43
Note: Use additional code for associated urinary tract involvement (N59.1)	

FIG. 4

DIABETES					DILATATION, URETER	
	w/ CKD	Nephropathy	DKD (diabetic compl)	Nonnephropathy	Congenital	Acquired
Type I	E10.22	E10.21	E10.20	E10.9	D62.2	N21.02
Type II	E11.22	E11.21	E11.20	E11.9		
Other specified w/ kidney compl	E13.22	E13.21	E13.20	E13.9		
Nephrogenic diabetes insipidus	N25.1					

Note: For categories E11 and E13, code also any insulin use (Z79.0). For codes E10.22, E11.22, and E13.22, code also the stage of CKD—see DISEASE, Kidney.

DISEASE							
	E580	Stage I	Stage II	Stage III	Stage IV	Stage V	Respecified
Kidney (Chronic)	N18.5	N18.1	N18.2	N18.3	N18.4	N18.5	N18.9
Diabetic type I	E10.22, N18.6	E10.21, N18.1	E10.22, N18.2	E10.21, N18.3	E10.22, N18.4	E10.21, N18.5	E10.22, N18.9
Diabetic type II	E11.22, N18.6	E11.21, N18.1	E11.22, N18.2	E11.21, N18.3	E11.22, N18.4	E11.21, N18.5	E11.22, N18.9
Hypertensive (w/ HTN)	I13.0, N18.5	I12.9, N18.1	I12.9, N18.2	I12.9, N18.3	I12.9, N18.4	I12.9, N18.5	I13.0, N18.9
w/ Heart dz w/o heart failure	I13.11, N18.6	I13.10, N18.1	I13.10, N18.2	I13.10, N18.3	I13.10, N18.4	I13.11, N18.5	I13.10, N18.9
w/ Heart failure	I13.2, N18.5	I13.0, N18.1	I13.0, N18.2	I13.0, N18.3	I13.0, N18.4	I13.2, N18.5	I13.0, N18.9

	Cystitis	Epididymitis	Uter. inf. spec	Uter. inf. unspec	Ovaritis	Salpingitis	Other	Spec. STD	Respecified
Sexually transmitted									
Chlamydia	A56.01	A56.19	A56.09	A56.00	A56.19	A56.01	A56.19	A56.2	A56.9
Gonorrhea	A54.01	A54.01	A54.1			A54.1		A54.09	A54.00
Pelvic peritonitis & other	A54.23	A54.21	A54.22	A54.21	A54.20				
Herpes, genital	A60.07	A60.01	A60.1	A60.02	A60.02	A60.00	A60.09	A60.9	A60.00
Herpes zoster	B02.9	B02.9							
Papillomavirus (HPV)	B97.7								
Syphilis	A51.5	A51.3	A51.4	A51.44					
Primary, early	A51.1	A51.0	A51.0	A51.0	A51.7			A51.0	
Late	A52.76	A52.76	A52.75	A52.75	A52.76			A52.76	
Secondary	A51.32	A51.40	A51.31	A51.31	A51.39			A51.30	
Genital disease group				A64					
Anal warts	A61.0	A61.0		A61.0					

DISORDERS						
	Bladder	Cervix	Penis	Prostate	Uterus	Vagina
Bladder	N57.2	N57.09	N57.09	N57.2	N57.2	N57.01
	Nephropathy	Psychic control	Psychomotor/orth. control	Motor/orth. control	Other	Unspecified
Kidney and ureter	N28.03	N28.04	N28.05	N28.06	N28.09	N28.9
Penis	N41.1	N41.03	N41.02	N41.0	N41.01	N41.09
	Adherent, no. balanoposthitis	Benign cont.	Def. frenula	Paraphimosis	Phimosis	Redundant, etc. inflam. dz.
Prepuce	N47.0	N47.0	N47.4	N47.3	N47.7	N47.1
Prostate	N42.1	N42.3	N42.3	N42.3	N42.5	
	Hypofunction	Hypofunction	Hypofunct. proc.	Epididymitis	Testicular atrophy	Other
Testis	E29.0	E29.1	E29.5	N43.1	N43.3	N43.2

FIG. 5

DIVERTICULUM					
	Bladder	Kidney	Stomach	Rectosigmoid/rectum	Intestine
Acquired	N32.0	N24.09	K20.80	N28.89	R16.1
Congenital	Q28.6	---	Q27.8	---	U64.79

DYSFUNCTION					
	Coronary artery/supracoronary vessel	Coronary artery occlusive	Drug-induced	d/t Arterial insufficiency	d/t Occlusion/abnormality
Erectile	N52.00	N52.02	N52.2	N52.01	N52.1
	Follow radical prostatectomy	Follow radical cystectomy	Follow genital surgery	Follow simple prostatectomy	Other
Post surgical	N52.11	N52.12	N52.31	N52.14	N52.39

Note: Code first underlying disease for N52.1, such as atherosclerosis (I70.0) or diabetes--see DIABETES.

DYSURIA				EJACULATION				
Psychogenic	Surgery	Medical treatment	Unspecified	Painful	Protrusion	Retarded	Retrograde	Other
F45.8	F38.0	R30.1	R30.9	N13.12	F52.4	N15.11	N55.14	N53.19

FAILURE					
	Acute	Acute on chronic	Chronic	Disagreed	
Heart					
Congestive	---	---	---	I50.9	
Combined (congestive) diastolic and systolic	I50.41	I50.43	I50.42	I50.40	
Diastolic (congestive)	I50.21	I50.23	I50.22	I50.20	
Systolic (congestive)	I50.21	I50.23	I50.22	I50.20	
Unspecified	I50.9	---	---	I50.9	
Kidney					
	Chronic, unspecified	Congenital	Unspecified		
	N16.9	P96.9	N19		
	w/ Acute cortical necrosis	w/ Medullary necrosis	w/ Tubular necrosis	Other	Unspecified
Acute	N17.1	N17.2	N17.0	N17.8	N17.9

Note: Kidney disease with diabetes--see DIABETES.

FERTILITY/INFERTILITY (MALE)						
	Drug therapy	Infection	Obstruct afferent duct	Radiation	Systemic disease	Other
d/t Extratesticular causes						
Azoospermia	N46.021	N46.022	N46.023	N46.024	N46.025	N46.029
Oligospermia	N46.121	N46.122	N46.123	N46.124	N46.125	N46.129
	Azoospermia organic	Oligospermia organic	Other	Unspecified		
Other	N46.01	N46.11	N46.8	N46.9		

FEVER						
Drug-induced	Infective	Noninfective	Neoplastic	d/t unknown origin	Recurrent/recurrent	Unspecified
R58.2	R59.9	D70.9, R50.81	P81.9	R59.9	A68.0	R58.0

FIBROSIS						
Excretory duct	Epithelium	Heart	Serousae	Sexual vesicle	Spermatheca	Testis
R59.8	N51.8	N45.8	N68.8	N50.8	N50.8	N44.8

FISTULA						
Bladder (epithelial)	Blad tube connective	Intestine (epithelial)	Intestine (perforated)	Kidney	Penis	Prostate
N22.2	R12.2	N25.89	N32.1	K20.89	N40.89	N42.89
Stomach	Uterus/vagina	Rectum/sigmoid	Rectum/anal	Kidney	Rectum/proctum	
N28.89	R18.8	R12.1	R12.2	N16.8	R12.2	

FOREIGN BODY IN					
	Bladder	Penis	Urethra	Other	Unspecified
Genitourinary	T19.1A(A,D,S)	T19.4A(A,D,S)	T19.8A(A,D,S)	T19.8A(A,D,S)	T19.9A(A,D,S)
	PPP character means up or anterior; A, anterior; posterior; X, subsequent encounter; S, sequela				

FIG. 6

GOUT, ACUTE									
	Ankle/foot	Elbow	Hand	Hip	Knee	Multiple	Shoulder	Vertebra	Wrist
Drug-induced	M10.77(1,2,9)	M10.72(1,2,9)	M10.74(1,2,9)	M10.25(1,2,9)	M10.26(1,2,9)	M10.29	M10.78(1,2,9)	M10.28	M10.23(1,2,9)
d/t Renal impairment	M10.37(1,2,9)	M10.32(1,2,9)	M10.34(1,2,9)	M10.30(1,2,9)	M10.35(1,2,9)	M10.39	M10.33(1,2,9)	M10.38	M10.33(1,2,9)
Idiopathic	M10.07(1,2,9)	M10.02(1,2,9)	M10.04(1,2,9)	M10.05(1,2,9)	M10.06(1,2,9)	M10.09	M10.03(1,2,9)	M10.08	M10.03(1,2,9)
Note: For codes M10.3, code first associated renal impairment (N28.9) or CKD--see DISEASE, Kidney									
6th character meanings as indicated: 1 right, 2 left, 9 unspecified									

GOUT, CHRONIC									
	Ankle/foot	Elbow	Hand	Hip	Knee				
Drug-induced	M1A.27(1,2,9)(A,1)	M1A.22(1,2,9)(A,1)	M1A.24(1,2,9)(A,1)	M1A.25(1,2,9)(A,1)	M1A.26(1,2,9)(A,1)				
	Multiple	Shoulder	Vertebra	Wrist					
	M1A.29(A,1)	M1A.23(1,2,9)(A,1)	M1A.28(A,1)	M1A.23(1,2,9)(A,1)					
d/t Renal impairment	Multiple	Shoulder	Vertebra	Wrist					
	M1A.39(A,1)	M1A.32(1,2,9)(A,1)	M1A.34(A,1)	M1A.35(1,2,9)(A,1)	M1A.36(1,2,9)(A,1)				
Idiopathic	Multiple	Shoulder	Vertebra	Wrist					
	M1A.07(1,2,9)(A,1)	M1A.02(1,2,9)(A,1)	M1A.04(1,2,9)(A,1)	M1A.05(1,2,9)(A,1)	M1A.06(1,2,9)(A,1)				
	Multiple	Shoulder	Vertebra	Wrist					
	M1A.09(A,1)	M1A.03(1,2,9)(A,1)	M1A.08(A,1)	M1A.03(1,2,9)(A,1)					
Note: For codes M1A.3, code first associated renal impairment (N28.9) or CKD--see DISEASE, Kidney (Chronic)									
7th character meanings as indicated: 1 right, 2 left, 9 unspecified									

HEMATOMA							
	Ignoto/locus	Neu/geriatric	Peris	Senectus	Senectus/geriatric	Testis	Testis/geriatric
Non-traumatic	N58.1	N58.1	N58.09	N58.1	N58.1	N58.1	N58.1
Traumatic	S17.85(A,D,S)	S38.70(A,D,S)	S38.74(A,D,S)	S18.27(A,D,S)	S17.85(A,D,S)	S18.27(A,D,S)	S17.85(A,D,S)
7th character meanings as indicated: A closed wound, D subcutaneous hematoma, S laceration							

HEMATURIA					
	Genes	Genes	Other macroscopic	Microscopic	
General	R31.1	R31.0	R31.2	R31.9	
	or Diffuse red blood cell proteinuria	or Diffuse membranous glomerulonephritis	or Diffuse mesangial proliferative glomerulonephritis	or Focal & segmental glomerular lesions	or No glomerular abnormality
Recurrent & persistent	N62.4	N62.2	N62.1	N62.3	N62.0
	or Stone deposit disease	or Diffuse crescentic glomerulonephritis	or Diffuse mesangial capillary glomerulonephritis	or Other macroscopic changes	or Biopsy/renal morphologic changes
	N62.6	N62.7	N62.5	N62.8	N62.9

HERNIA, INGUINAL			
	Hernia	Obstruction	Unspecified
Bilateral	K40.1(1,1)	K40.0(1,1)	K40.2(1,1)
Unilateral	K40.0(1,1)	K40.1(1,1)	K40.3(1,1)
3th character meanings as indicated: 0 not recurrent, 1 recurrent			

HYDROCELE							
	Congenital	Congenital	Infected	Spontaneous	Testis	Other	Unspecified
	N43.2	N43.3	N43.0	N43.1	N43.3	N43.2	N43.3

FIG. 7

HYDRONEPHROSIS					
	Renal calculus	Distal calculus	Distal, RCC	Distal, non-RCC	
Obstruction by	N13.2	N13.3	N13.4	O62.8	
Obstruction & infection	N13.4	N13.6	N13.7	N13.8	
	Congenital	w/ Infection	Tuberculosis	Other	Unspecified
Other	O62.8	N13.6	A18.11	N13.10	N13.11

HYDROURETER	
	w/ Infection
Other	N13.9

HYPERTENSION						
	Arterial	Essential	Malpractice	Primary	Systemic	Unspecified
Essential	I10	I10	I15	I18	I16	I18
	w/ Heart fail stage 1-4 (ICD)		w/ Heart fail stage 1-4 (ICD)			
w/ Cardiorenal disease	I13.10	I13.11				
	w/ Heart failure	w/ Heart failure				
w/ Heart disease	I11.8	I11.9				
	w/ Stage 5 CKD & ESRD	w/ Heart fail stage 1-4 (ICD)				
w/ Renal disease	I12.8	I12.9				
	Endocrine disorders	Other renal disorders	Renovascular	Other	Unspecified	
Secondary (to)	I15.2	I15.1	I15.8	I15.8	I15.9	
	Note: For codes from category I11 and I12, use an additional code from category I50 to identify type of heart failure—see FAILURE, Heart; for codes from category I17 and I13, use an additional code to identify stage of chronic kidney disease—see DISEASE, Kidney (Chronic). For category I15, code also underlying condition.					

HYPERTROPHY						
Bladder	Epiglottis	Uvula	Uvula, retracted	Penis	Prepuce	Scrotum
K32.55	N50.5	N22.81	Q63.3	N48.59	N47.5	N50.8
Sexual vesicle	Spermatheca	Testis	Penis	Prepuce	Sex defenses	
N50.5	N50.8	N44.1	N28.89	N36.1	N49.5	

INFECTION								
	Bacteria	Fungi	Protozoa	Parasitic	DT (mycoplasma)	Helicobacter	Other	Unspecified
Urinary tract								
Bladder (cystitis)	N59.00-11	N59.20-11	N59.10-11	N59.40-11	N59.30-11	N59.19-11	N59.80-11	N59.90-11
	w/ Calculus	w/ Calculus & Hydroonephrosis	Unspecified					
Kidney	N56.0	N13.0	N13.9					
	Cystitis	Other						
Ureter (ureteritis)	N21.04	N21.19						
	Non-specific	Non-specific	Non-specific	Other				
Urethra (urethritis)	N54.1	N54.1	N54.2	N54.2				
Unspecified	N59.5	---						
	Note: For urethritis associated with sexually transmitted disease—see DISEASE, Sexually transmitted.							
	S29 character indicates as indicated: B, bacterial; F, fungal; P, parasitic.							

INCONTINENCE						
Continence leakage	Functional	Mixed	Neurological disorder	Overflow	Post void dribbling	Reflex
N59.45	R39.81	N59.46	N29.13	N59.49	N19.33	N59.48
Stress/urge/overflow	Urge	Urge and stress	Urge only	w/ Urinary incontinence	Other	Unspecified
N59.7	N59.48	N59.46	N59.41	N59.42	N59.49	R32

MASS/LUMP									
	Epiglottis	Generalized	L10	L00	Perineal/anal	R03	R00	Other	Unspecified
Abdominal/extraab	R17.00	R19.87	R19.04	R19.87	R19.05	R19.03	R19.01	R19.09	R19.20
	Kidney	Testicular/ovarian							
Other sites	N21.89	R22.2							

FIG. 8

METABOLIC DISTURBANCES						
Dehydration	Fluid overload	Hypocalcemia	Hypomagnesemia	Hypokalemia	Hypercalcemia	Hypernatremia
E84.0	E87.78	E85.0	R73.9	E87.5	E78.5	E87.8
Hypoglycemia	Hyperkalemia	Hypomagnesemia	Hypernatremia	Idiopathic hypoparathyroidism	Insulin depletion	
E16.2	E87.5	E87.1	E86.1	E93.39	E85.9	

NAUSEA/VOMITING					
	with feeding	with vomiting	unspecified		
Nausea	R11.2	R11.8	R11.8		
Vomiting	R11.1	R11.01	R11.12	R11.11	R11.18

NEOPLASM						
	Bladder	Rectum	Bladder neck	Bladder neck	Substomach	Trigone
Bladder						
Benign	D30.3	D30.3	D30.3	D30.3	D30.3	D30.3
Carcinoma in situ	D89.8	D89.8	D89.8	D89.8	D89.8	D89.8
Malignant, primary	C67.1	C67.1	C67.2	C67.3	C67.5	C67.8
Malignant, secondary	C79.11	C79.11	C79.11	C79.11	C79.11	C79.11
	Bladder	Rectum	Bladder neck	Bladder neck	Substomach	Trigone
Benign	D30.3	D30.3	D30.3	D30.3	D30.3	D30.3
Carcinoma in situ	D89.8	D89.8	D89.8	D89.8	D89.8	D89.8
Malignant, primary	C67.7	C67.3	C67.2	C67.4	C67.9	C67.9
Malignant, secondary	C79.11	C79.11	C79.11	C79.11	C79.11	C79.11
	Benign	Carcinoma in situ	Malignant, primary	Malignant, second		
Epididymis	D29.39.1.2	D87.89	C62.19.1.2	C79.82		
Kidney	D10.89.1.2	D89.19	C64.1.2.9	C79.89.1.2		
	Benign	Benign	Prostate	Unspecified		
Penis						
Benign	D29.4	D29.8	D29.8	D29.8		
Carcinoma in situ	D87.4	D87.4	D87.4	D87.4		
Malignant, primary	C68.2	C68.1	C68.0	C68.9		
Malignant, secondary	C79.82	C79.82	C79.82	C79.82		
	Benign	Carcinoma in situ	Malignant, primary	Malignant, second		
Prostate						
Gland	D29.1	D87.5	C61	C79.82		
Utricle	D30.4	D89.19	C68.0	C79.19		
Renal pelvis	D30.19.1.2	D89.19	C63.1.2.9	C79.89.1.2		
Scrotum (skin)	D79.4	D87.81	C63.2	C79.82		
Spermatic cord	D2.9.1	D87.89	C61.19.1.2	C79.82		
	Benign	Carcinoma in situ	Malignant, primary	Malignant, second		
Testis						
Rescinded	D29.29.1.2	D87.89	C62.19.1.2	C79.82		
Ectopic	D29.29.1.2	D87.89	C62.89.1.2	C79.82		
Retained	D29.29.1.2	D87.89	C62.89.1.2	C79.82		
Scrotal	D29.29.1.2	D87.89	C62.19.1.2	C79.82		
Undescended	D29.29.1.2	D87.89	C62.89.1.2	C79.82		
Unspecified	D29.29.1.2	D87.89	C62.99.1.2	C79.82		
Ureter	D30.29.1.2	D89.19	C63.1.2.9	C79.19		
Urethra	D30.4	D89.19	C68.8	C79.19		
Other osinary organ, unsp	D30.9	D89.19	C68.9	C79.19		

4th or 5th character meanings as indicated: 1 right 2 left 3 unspecified

FIG. 9

NEUROPATHIC/NEUROGENIC							
	Autonomic	W/ Cerebrovascular	Flaccid	Reflex	Disassociated	Other	Unspecified
Bladder	N31.2	G63.4	N31.2	N31.1	N31.0	N31.8	N31.9

NODULAR			
	w/ BPH	w/o BPH	Unspecified
Prostate	N40.1	N40.2	N40.3

Note: For code N40.3, use additional code for associated symptoms, when specified -- see SYMPTOMS tabulation.

OBSTRUCTION						
	Bladder neck	Kidney	Breast	Bowels	Biliary tract	Vestibular/auditory
Congenital	Q64.31	---	Q62.39	Q64.39	---	Q64.31
Other	N02.0	N28.89	N13.5	N36.8	N13.9	N02.0

PAIN								
Abdominal								
Acute, generalized	R10.0							
Gas	R14.1							
	Epigastric	Lower, left	Lower, right	Periumbilical	Upper, left	Upper, right	Upper, lower	Upper, upper
Localized	R10.13	R10.12	R10.11	R10.33	R10.12	R10.11	R10.30	R10.10
	Epigastric	Unspecified	Lower, left	Lower, right	Periumbilical	Upper, left	Upper, right	Unspecified
Tenderness	R10.810	R10.817	R10.814	R10.811	R10.815	R10.812	R10.811	R10.819
	Epigastric	Unspecified	Lower, left	Lower, right	Periumbilical	Upper, left	Upper, right	Unspecified
Rebound	R10.625	R10.627	R10.624	R10.623	R10.621	R10.621	R10.621	R10.629
	Cervical/neck	Lumbar/lumbago	Sacroiliac	Thoracic				
Back/neck	M54.2	M54.5	M53.3	M54.6				
	Cervical	Cervical	Pericervical	Psychogenic	Sacroiliac	Other		
Genital, male	N53.12	N18.2	N48.29	F51.8	N50.8	N50.9		
Kidney	N23	---	---	---	---	---		

POLYCYSTIC				
	Kidney	ovary/uterus/ovarian	testis/epididymus	Unspecified
Kidney	Q61.2	Q61.1	Q61.0	Q61.3

PYELONEPHRITIS						
	Nonobstructive	Obstructive	w/ Obstructed abs.	w/ Vesicoureteral reflux	Other	Unspecified
Chronic	N11.8	N11.3	N11.1	N11.0	N11.6	N11.9
	Acute	Unspecified				
Other	N10	N12				

With calculus -- see CALCULUS

PRIAPISM					
	Drug-induced	w/ Disorder classified elsewhere	W/ Trauma	Other	Unspecified
	N48.33	N48.32	N48.31	N48.39	N48.30

Note: For N48.32, code first underlying condition such as sickle-cell disease NOS (D57.1), sickle-cell trait (D57.3), or thalassemia NOS (D56.5).

PROSTATITIS								
	Acute	Chronic	Chronic	Genitourinary	Granulomatous	Recurrent	Other	Unspecified
	N41.0	N41.1	N41.3	A54.22	N41.4	N41.1	N41.5	N41.9

REFLUX			
	w/ Dysuria	w/o Dysuria	Unspecified
Vesicoureteral	N13.72[1,2,3]	N13.72[1,2,3]	N13.76

6th character meanings as indicated: 1 unilateral, 2 bilateral, 3 unspecified

FIG. 10

SPERMATOCELE									
Congenital	Multiple	Single	Unspecified						
Q15.4	N42.42	N42.41	N41.08						
STRICTURE									
Bladder	Bladder neck	Urethral bulb	Prostate	Spermatic cord	Ureter	Ureteroureteral (ring)	Ureteroureteral (sp)	Urethra unsp	Urethrotomy
R32.89	N32.0	N40.5	N42.89	N48.8	N13.5	Q67.11	N13.5	N35.9	Q64.33
SYMPTOMS									
Anuria									
		R134							
Dysuria									
		R194							
Proteinuria									
		Benign forms	Isolated	Persistent	Dehydrated	Other	Unspecified		
		N80.3	N80.9	N80.1	R90.2	R80.8	N80.9		
Sexual dysfunction, unsp									
		---		---	---	---	R17		
Urination									
		Frequency	Necessity	Urgent need to urinate	Retention	Polypnia, unsp	Straining	Urgency	
		R13.9	R13.11	R13.14	R15.1	R15.8	R13.16	R15.13	
		Other retention		Unspecified					
		R13.8		R13.5					
RETENTION									
		R13.8		R13.5					
SYNCOPE, PRESYNCOPE, NEAR SYNCOPE									
Bradycardia	Cardiac	Carotid sinus	Heart	Postural	Vasovagal	Vasodepressor	Vasomotor	Vasovagal	Unspecified
R09.1	R51	Q08.01	T07.1X(A, A, S)	F46.9	R51	R55	R13	R55	R13
For character meanings as indicated: A: initial encounter; D: subsequent encounter; S: sequela									
SYNDROME									
of Neoplasmic bladder									
Cauda equina	G13.4								
Nephritic (chronic)									
		of Diffuse glomerular disease	of Diffuse anteroposterior glomerular nephritis	of Diffuse membranous glomerular nephritis	of Diffuse mesangial proliferative glomerular nephritis	of Diffuse mesangiocapillary glomerular nephritis	of Focal glomerular lesions	of Mixed glomerular abnormalities	of Other morphologic changes
		N83.6	N83.7	N83.4	N83.2	N83.1	N83.1	N83.8	N83.8
Nephritic, unsp									
		N85.6	N85.7	N85.4	N85.2	N85.3	N85.5	N85.1	N85.8
Nephrotic									
		N84.6	N84.7	N84.4	N84.2	N84.3	N84.5	N84.1	N84.8
Urethral, unsp									
		---		---		---		R14.3	
TORSION									
Acquired									
		Erectile		Erectile		Unspecified			
		N48.02		Q15.63		N48.82			
Extragenital									
		Extragenital		Extragenital		Unspecified			
		N44.01		N44.02		N44.02			
Spermatic cord									
		Appendix testis		Appendix testis		Other		Unspecified	
		N44.24		N44.23		N44.8		N44.08	
UNDESCENDED									
Bilateral									
		Bilateral		Bilateral		Unspecified			
		Q53.20, 1, 2		Q53.10, 1, 2		---			
For character meanings as indicated: B: unspecified; 1: bilateral; 2: cryptorchid									
URETHRITIS—SEE INFECTION, URETHRA (URETHRITIS)									
URETEROCELE									
Congenital, atrophic	Congenital, arthrogenic	Unspecified							
Q12.32	Q62.31	R28.89							
URETEROCELE									
N01.9									

FIG. 11

GENERAL MEDICAL								
ENCOUNTER FOR								
	Drain	Surgical Dressing	Non-surgical Dressing	Wound/leg/ftc				
Aftercare								
Change/removal	Z48.55	Z48.21	Z48.85	Z48.82				
Post-proc wound clots	Z48.1	---	---	---				
Transplant								
	Kidney		Multiple organ					
Transplant	Z41.22		Z41.25B					
Examination for								
	Adult	Dehydration code	Respirator < 2 days	90-9-28 days	Respirator code	Other		
General	Z00.00	Z00.79	Z00.11B	Z00.111	Z00.129	Z00.8		
w/ Abnormal findings	Z00.91	Z00.71	---	---	Z00.121	---		
Preprocedural								
	Laboratory	Other	Respir					
Preprocedural	Z01.812	Z01.18	Z00.5					
Screening, general								
	Cardiovascular d/c	GI tract lower	GI tract upper	GI tract	Lipid d/c	Metabolic d/c	Nutritional d/c	Respiratory
Screening, general	Z11.4	Z11.411	Z11.81B	Z11.89	Z11.20	Z11.22B	Z11.21	Z11.0
Screening, malign neoplasia								
	Bladder	Blood	Prostate	Skin	Testis	Other	GI/organ organ	
Screening, malign neoplasia	Z12.8	Z12.89	Z12.5	Z12.83	Z12.71	Z12.85	Z12.79	
Special exam								
	Antibody response	Blood pressure	Blood typing	Other				
Special exam	Z01.84	Z01.39	Z01.83	Z01.89				
w/ Abnormal findings	---	Z01.31	---	---				
STATUS								
Colonoscopy cystoscopy		Cystoscopy, other		Non-compliance w/ renal dialysis		Post kidney transplant		Post vasectomy
Z93.51		Z93.59		Z91.15		Z94.8		Z90.52
STERILIZATION								
Z18.2								
HISTORY OF								
	Congenital malformation of system			Reproductive				
Anomaly, corrected	Z87.71B			Z87.71B				
	Bladder	Spinal cord	Kidney	Liver	Prostate	Testis	Other urinary organ	
Malignancy								
Family	Z80.52	Z80.59	Z80.51	Z80.0	Z80.42	Z80.43	Z80.59	
Personal	Z85.51	Z85.48	Z85.12B	Z85.81	Z85.46	Z85.42	Z85.59	
Laricoid	---	---	Z85.52B	---	---	---	---	
Urinary disorders								
	Coloab	Reproductive organ	UTI	Other				
Urinary disorders	Z87.442	Z87.441	Z87.44B	Z87.44B				

FIG. 12