



US00D747407S

(12) **United States Design Patent**
Hart

(10) **Patent No.:** **US D747,407 S**

(45) **Date of Patent:** **** *Jan. 12, 2016**

(54) **CODING MATRIX TOOL**

(71) Applicant: **Optum, Inc.**, Minnetonka, MN (US)

(72) Inventor: **Anita C. Hart**, White Stone, VA (US)

(73) Assignee: **OPTUM, INC.**, Minnetonka, MN (US)

(*) Notice: This patent is subject to a terminal disclaimer.

(**) Term: **14 Years**

(21) Appl. No.: **29/471,402**

(22) Filed: **Oct. 31, 2013**

(51) **LOC (10) Cl.** **19-01**

(52) **U.S. Cl.**
USPC **D19/1**

(58) **Field of Classification Search**

USPC D19/1-12, 20-34; 206/449, 232, 494;
40/124.01-124.15, 672, 776, 726;
229/72, 92, 92.1, 300-303, 87.06,
229/87.08, 87.14; 281/2-5, 16, 22, 51;
705/3; 283/2-3, 115, 900, 74-75, 103,
283/105-106; 428/42.3; D9/703, 707, 709,
D9/713, 424, 414, 720, 418, 416; 426/106;
222/92, 107; 383/127, 106-108, 901,
383/200, 203, 207, 210; D20/10, 22, 40,
D20/42, 11; D3/303, 203.1
CPC .. B42D 15/022; B42D 15/027; B42D 15/045;
B42D 15/042; B42D 15/08; B42D 1/00;
B42D 25/29; B42D 25/00

See application file for complete search history.

(56) **References Cited**

U.S. PATENT DOCUMENTS

D400,919 S 11/1998 Pickel

D414,574 S 9/1999 Chen
D432,570 S 10/2000 Donaldson
D555,724 S 11/2007 Brodie
D600,746 S 9/2009 Kudimi
D602,167 S 10/2009 Coyne, III et al.
D650,009 S 12/2011 Tetrault
D662,976 S 7/2012 Tetrault
D664,195 S 7/2012 Rosenthal et al.

(Continued)

Primary Examiner — Caron D Veynar

Assistant Examiner — Abraham Bahta

(74) *Attorney, Agent, or Firm* — Dorsey & Whitney LLP

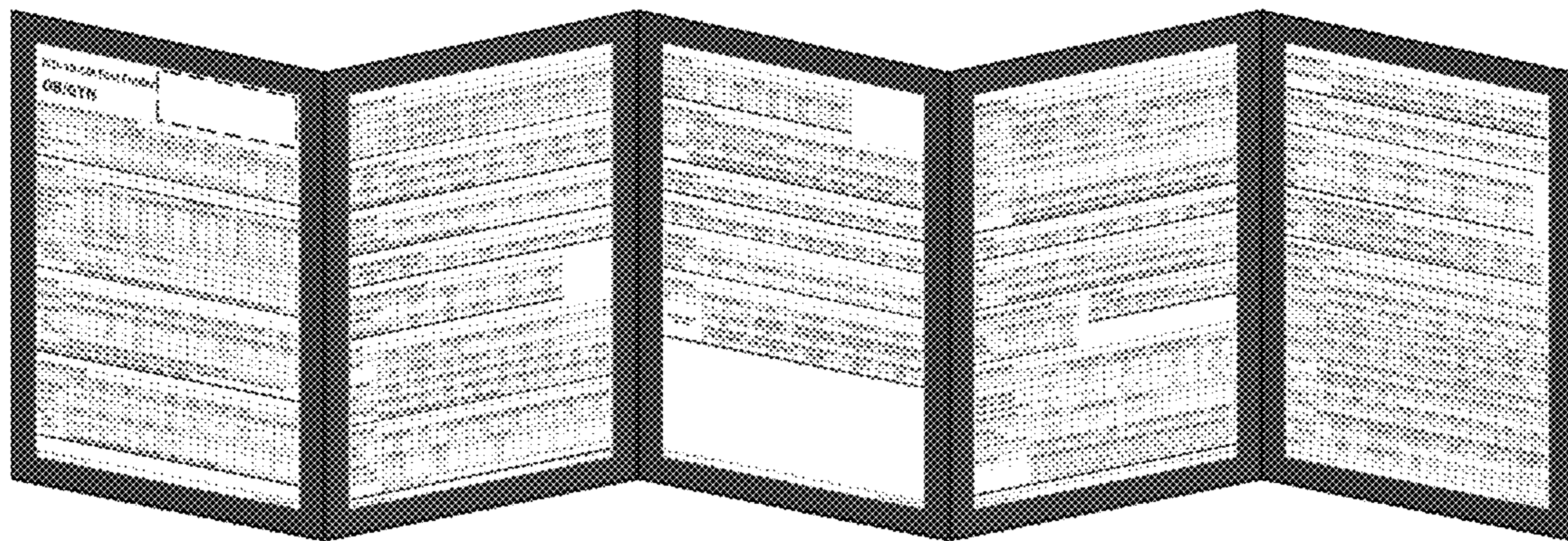
(57) **CLAIM**

The ornamental design for a coding matrix tool, as shown and described.

DESCRIPTION

FIG. 1 is a first front perspective view of the coding matrix tool, in unfolded configuration showing my new design; FIG. 2 is a rear perspective view thereof; FIG. 3 is a front elevation view of the first panel thereof; FIG. 4 is a front elevation view of the second panel thereof; FIG. 5 is a front elevation view of the third panel thereof; FIG. 6 is a front elevation view of the fourth panel thereof; FIG. 7 is a front elevation view of the fifth panel thereof; FIG. 8 is a rear elevation view of the fifth panel thereof; FIG. 9 is a rear elevation view of the fourth panel thereof; FIG. 10 is a rear elevation view of the third panel thereof; FIG. 11 is a rear elevation view of the second panel thereof; and, FIG. 12 is a rear elevation view of the first panel thereof. The broken line portions of the coding matrix tool are included for the purposes of illustrating environment only, and form no part of the claimed design.

1 Claim, 12 Drawing Sheets



US D747,407 S

Page 2

(56)

References Cited

U.S. PATENT DOCUMENTS

D677,329 S 3/2013 Rosenthal et al.

D686,660 S 7/2013 Wang
D687,486 S * 8/2013 Worthington et al. D19/1
D719,213 S * 12/2014 Hart D19/1

* cited by examiner

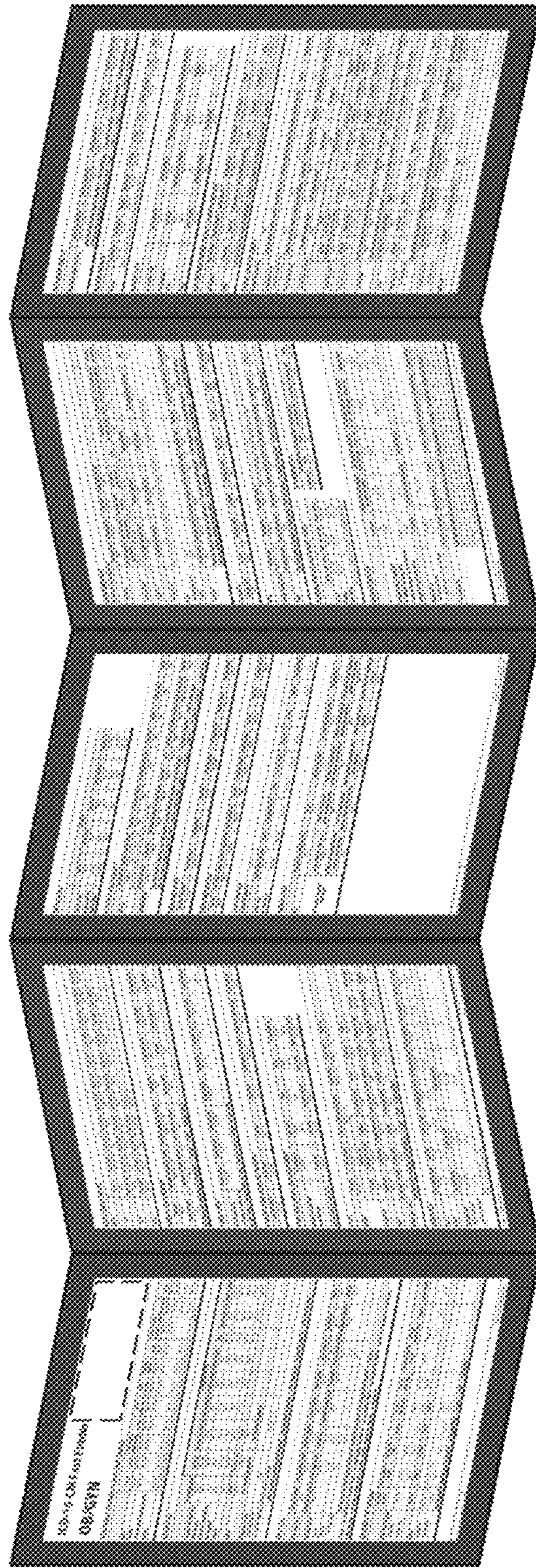


Fig. 1

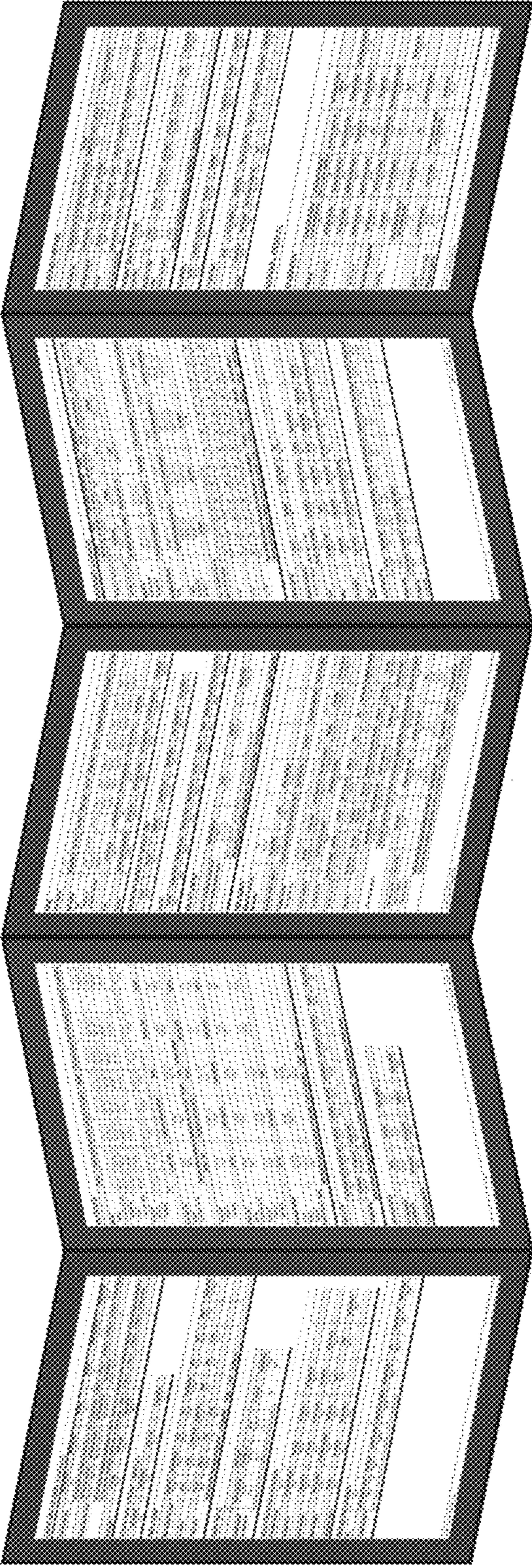


Fig. 2

ICD-10-CM Fast Finder										
OB/GYN										
ABNORMAL PAPANICOLAOU (PAP) SMEAR										
	800.00	800.01	Cytology, abnormality	800.02	800.03	800.04	800.05	800.06	800.07	800.08
Abn.	800.01	800.02	800.03	800.04	800.05	800.06	800.07	800.08	800.09	800.10
Cervix	807.01	807.02	807.03	807.04	807.05	807.06	807.07	807.08	807.09	807.10
Female genital organ N92	807.20	807.21
Vagina	807.31	807.32	807.33	807.34	807.35	807.36	807.37	807.38	...	807.39
[Character missing as indicated] 1 unspecified 2 high grade 3 low grade										
ABORTION										
	600.00	600.01	600.02	600.03	600.04	600.05	600.06	600.07	600.08	600.09
Complete	600.01	600.02	600.03	600.04	600.05	600.06	600.07	600.08	600.09	600.10
Attempted	600.11	600.12	600.13	600.14	600.15	600.16	600.17	600.18	600.19	600.20
Induced	600.21	600.22	600.23	600.24	600.25	600.26	600.27	600.28	600.29	600.30
Spontaneous	600.31	600.32	600.33	600.34	600.35	600.36	600.37	600.38	600.39	600.40
Failed	600.41	600.42	600.43	600.44	600.45	600.46	600.47	600.48	600.49	600.50
Other	600.51	600.52	600.53	600.54	600.55	600.56	600.57	600.58	600.59	600.60
[Character missing as indicated] 1 first trimester 2 second trimester 3 third trimester										
ABSCESS										
	860.00	860.01	860.02	860.03	860.04	860.05	860.06	860.07	860.08	860.09
Bladder	860.01	860.02	860.03	860.04	860.05	860.06	860.07	860.08	860.09	860.10
Brain	860.11	860.12	860.13	860.14	860.15	860.16	860.17	860.18	860.19	860.20
Colon	860.21	860.22	860.23	860.24	860.25	860.26	860.27	860.28	860.29	860.30
Cervix	860.31	860.32	860.33	860.34	860.35	860.36	860.37	860.38	860.39	860.40
Ear, middle	860.41	860.42	860.43	860.44	860.45	860.46	860.47	860.48	860.49	860.50
Eye	860.51	860.52	860.53	860.54	860.55	860.56	860.57	860.58	860.59	860.60
Female genital organ	860.61	860.62	860.63	860.64	860.65	860.66	860.67	860.68	860.69	860.70
Heart	860.71	860.72	860.73	860.74	860.75	860.76	860.77	860.78	860.79	860.80
Intestine	860.81	860.82	860.83	860.84	860.85	860.86	860.87	860.88	860.89	860.90
Joint	860.91	860.92	860.93	860.94	860.95	860.96	860.97	860.98	860.99	861.00
Other	861.01	861.02	861.03	861.04	861.05	861.06	861.07	861.08	861.09	861.10
Other	861.11	861.12	861.13	861.14	861.15	861.16	861.17	861.18	861.19	861.20
Other	861.21	861.22	861.23	861.24	861.25	861.26	861.27	861.28	861.29	861.30
Other	861.31	861.32	861.33	861.34	861.35	861.36	861.37	861.38	861.39	861.40
Other	861.41	861.42	861.43	861.44	861.45	861.46	861.47	861.48	861.49	861.50
Other	861.51	861.52	861.53	861.54	861.55	861.56	861.57	861.58	861.59	861.60
Other	861.61	861.62	861.63	861.64	861.65	861.66	861.67	861.68	861.69	861.70
Other	861.71	861.72	861.73	861.74	861.75	861.76	861.77	861.78	861.79	861.80
Other	861.81	861.82	861.83	861.84	861.85	861.86	861.87	861.88	861.89	861.90
Other	861.91	861.92	861.93	861.94	861.95	861.96	861.97	861.98	861.99	862.00
[Character missing as indicated] 1 unspecified 2 left 3 bilateral										
Copyright © 2013 Codemaster, Inc.										

Fig. 3

DYSPLASIA										
	Coding									
	ICD-9	ICD-9-CM	ICD-9-CM	ICD-9-CM	ICD-9-CM	ICD-9-CM	ICD-9-CM	ICD-9-CM	ICD-9-CM	ICD-9-CM
ICD-9-CM	237.2	237.1	237.0	237.9	237.9	237.9	237.9	237.9	237.9	237.9
ICD-9-CM	237.2	237.1	237.0	237.9	237.9	237.9	237.9	237.9	237.9	237.9
ICD-9-CM	237.2	237.1	237.0	237.9	237.9	237.9	237.9	237.9	237.9	237.9

ECTOPIC PREGNANCY										
	ICD-9-CM	ICD-9-CM	ICD-9-CM	ICD-9-CM	ICD-9-CM	ICD-9-CM	ICD-9-CM	ICD-9-CM	ICD-9-CM	ICD-9-CM
ICD-9-CM	630.0	630.1	630.2	630.3	630.4	630.5	630.6	630.7	630.8	630.9
ICD-9-CM	630.0	630.1	630.2	630.3	630.4	630.5	630.6	630.7	630.8	630.9
ICD-9-CM	630.0	630.1	630.2	630.3	630.4	630.5	630.6	630.7	630.8	630.9

ENDOMETRITIS										
	ICD-9-CM	ICD-9-CM	ICD-9-CM	ICD-9-CM	ICD-9-CM	ICD-9-CM	ICD-9-CM	ICD-9-CM	ICD-9-CM	ICD-9-CM
ICD-9-CM	58.2	58.2	58.2	58.2	58.2	58.2	58.2	58.2	58.2	58.2
ICD-9-CM	58.2	58.2	58.2	58.2	58.2	58.2	58.2	58.2	58.2	58.2
ICD-9-CM	58.2	58.2	58.2	58.2	58.2	58.2	58.2	58.2	58.2	58.2

ENDOMETRIOSIS										
	ICD-9-CM	ICD-9-CM	ICD-9-CM	ICD-9-CM	ICD-9-CM	ICD-9-CM	ICD-9-CM	ICD-9-CM	ICD-9-CM	ICD-9-CM
ICD-9-CM	58.3	58.3	58.3	58.3	58.3	58.3	58.3	58.3	58.3	58.3
ICD-9-CM	58.3	58.3	58.3	58.3	58.3	58.3	58.3	58.3	58.3	58.3
ICD-9-CM	58.3	58.3	58.3	58.3	58.3	58.3	58.3	58.3	58.3	58.3

GONORRHEA										
	ICD-9-CM	ICD-9-CM	ICD-9-CM	ICD-9-CM	ICD-9-CM	ICD-9-CM	ICD-9-CM	ICD-9-CM	ICD-9-CM	ICD-9-CM
ICD-9-CM	59.1	59.1	59.1	59.1	59.1	59.1	59.1	59.1	59.1	59.1
ICD-9-CM	59.1	59.1	59.1	59.1	59.1	59.1	59.1	59.1	59.1	59.1
ICD-9-CM	59.1	59.1	59.1	59.1	59.1	59.1	59.1	59.1	59.1	59.1

HEMATURIA										
	ICD-9-CM	ICD-9-CM	ICD-9-CM	ICD-9-CM	ICD-9-CM	ICD-9-CM	ICD-9-CM	ICD-9-CM	ICD-9-CM	ICD-9-CM
ICD-9-CM	59.2	59.2	59.2	59.2	59.2	59.2	59.2	59.2	59.2	59.2
ICD-9-CM	59.2	59.2	59.2	59.2	59.2	59.2	59.2	59.2	59.2	59.2
ICD-9-CM	59.2	59.2	59.2	59.2	59.2	59.2	59.2	59.2	59.2	59.2

Fig. 5

HEMORRHAGE

Complicating pregnancy	2009-2010	2010-2011	2011-2012	2012-2013
Abortion	127.1	128.1	126.2	125.5
Preterm	127.1	128.1	126.2	125.5
Stillborn	127.1	128.1	126.2	125.5
Other	127.1	128.1	126.2	125.5

HERPES

Herpes	Genital	Herpes 1	Herpes 2	Other
2009-2010	498.0	498.0	498.0	498.0
2010-2011	500.0	500.0	500.0	500.0
2011-2012	502.0	502.0	502.0	502.0
2012-2013	504.0	504.0	504.0	504.0

HEV

HEV	2009-2010	2010-2011	2011-2012	2012-2013
2009-2010	100.0	100.0	100.0	100.0
2010-2011	100.0	100.0	100.0	100.0
2011-2012	100.0	100.0	100.0	100.0
2012-2013	100.0	100.0	100.0	100.0

HUMAN PAPILLOMA VIRUS (HPV)

HPV	2009-2010	2010-2011	2011-2012	2012-2013
2009-2010	100.0	100.0	100.0	100.0
2010-2011	100.0	100.0	100.0	100.0
2011-2012	100.0	100.0	100.0	100.0
2012-2013	100.0	100.0	100.0	100.0

HYPERTENSION

Hypertension	2009-2010	2010-2011	2011-2012	2012-2013
2009-2010	100.0	100.0	100.0	100.0
2010-2011	100.0	100.0	100.0	100.0
2011-2012	100.0	100.0	100.0	100.0
2012-2013	100.0	100.0	100.0	100.0

Fig. 6

INCOMPATIBILITY										
	ADD 2 secondary	ADD 3 secondary	ADD 4 secondary	ADD 5 secondary	ADD 6 secondary	ADD 7 secondary	ADD 8 secondary	ADD 9 secondary	ADD 10 secondary	ADD 11 secondary
Affecting night of preg	ADD 2 secondary	ADD 3 secondary	ADD 4 secondary	ADD 5 secondary	ADD 6 secondary	ADD 7 secondary	ADD 8 secondary	ADD 9 secondary	ADD 10 secondary	ADD 11 secondary
ADD character meaning as indicated: 1 First trimester 2 second trimester 3 third trimester 4 unspecified trimester ADD character repeated 1 2 3 4 5 6 7 8 9 10 11 12 13 14 15 16 17 18 19 20 21 22 23 24 25 26 27 28 29 30 31 32 33 34 35 36 37 38 39 40 41 42 43 44 45 46 47 48 49 50 51 52 53 54 55 56 57 58 59 60 61 62 63 64 65 66 67 68 69 70 71 72 73 74 75 76 77 78 79 80 81 82 83 84 85 86 87 88 89 90 91 92 93 94 95 96 97 98 99 100										
INCONTINENCE										
	Continence	Urinary	Bowel	Rectal	Bladder	Uterus	Vagina	Cervix	Other	Other
Urinary	ADD 2	ADD 3	ADD 4	ADD 5	ADD 6	ADD 7	ADD 8	ADD 9	ADD 10	ADD 11
ADD character meaning as indicated: 1 2 3 4 5 6 7 8 9 10 11 12 13 14 15 16 17 18 19 20 21 22 23 24 25 26 27 28 29 30 31 32 33 34 35 36 37 38 39 40 41 42 43 44 45 46 47 48 49 50 51 52 53 54 55 56 57 58 59 60 61 62 63 64 65 66 67 68 69 70 71 72 73 74 75 76 77 78 79 80 81 82 83 84 85 86 87 88 89 90 91 92 93 94 95 96 97 98 99 100										
INFERTILITY										
	Abnormalities	Proteinuria	Protein abnormalities	Other	Other					
Associated with	ADD 2	ADD 3	ADD 4	ADD 5	ADD 6					
ADD secondary	ADD 2	ADD 3	ADD 4	ADD 5	ADD 6					
Diagnosis	ADD 2	ADD 3	ADD 4	ADD 5	ADD 6					
Other	ADD 2	ADD 3	ADD 4	ADD 5	ADD 6					
ADD character meaning as indicated: 1 2 3 4 5 6 7 8 9 10 11 12 13 14 15 16 17 18 19 20 21 22 23 24 25 26 27 28 29 30 31 32 33 34 35 36 37 38 39 40 41 42 43 44 45 46 47 48 49 50 51 52 53 54 55 56 57 58 59 60 61 62 63 64 65 66 67 68 69 70 71 72 73 74 75 76 77 78 79 80 81 82 83 84 85 86 87 88 89 90 91 92 93 94 95 96 97 98 99 100										
IUD (INTRAUTERINE DEVICE) COMPLICATIONS										
	Mechanical	Other	Other	Other	Other	Other	Other	Other	Other	Other
Mechanical	ADD 2	ADD 3	ADD 4	ADD 5	ADD 6	ADD 7	ADD 8	ADD 9	ADD 10	ADD 11
Other	ADD 2	ADD 3	ADD 4	ADD 5	ADD 6	ADD 7	ADD 8	ADD 9	ADD 10	ADD 11
ADD character meaning as indicated: 1 2 3 4 5 6 7 8 9 10 11 12 13 14 15 16 17 18 19 20 21 22 23 24 25 26 27 28 29 30 31 32 33 34 35 36 37 38 39 40 41 42 43 44 45 46 47 48 49 50 51 52 53 54 55 56 57 58 59 60 61 62 63 64 65 66 67 68 69 70 71 72 73 74 75 76 77 78 79 80 81 82 83 84 85 86 87 88 89 90 91 92 93 94 95 96 97 98 99 100										
LABOR AND DELIVERY										
	Complicated	Other	Other	Other	Other	Other	Other	Other	Other	Other
Complicated by	ADD 2	ADD 3	ADD 4	ADD 5	ADD 6	ADD 7	ADD 8	ADD 9	ADD 10	ADD 11
Complicated by	ADD 2	ADD 3	ADD 4	ADD 5	ADD 6	ADD 7	ADD 8	ADD 9	ADD 10	ADD 11
Other	ADD 2	ADD 3	ADD 4	ADD 5	ADD 6	ADD 7	ADD 8	ADD 9	ADD 10	ADD 11
ADD character meaning as indicated: 1 2 3 4 5 6 7 8 9 10 11 12 13 14 15 16 17 18 19 20 21 22 23 24 25 26 27 28 29 30 31 32 33 34 35 36 37 38 39 40 41 42 43 44 45 46 47 48 49 50 51 52 53 54 55 56 57 58 59 60 61 62 63 64 65 66 67 68 69 70 71 72 73 74 75 76 77 78 79 80 81 82 83 84 85 86 87 88 89 90 91 92 93 94 95 96 97 98 99 100										
LABOR AND DELIVERY (continued)										
	Other	Other	Other	Other	Other	Other	Other	Other	Other	Other
Other	ADD 2	ADD 3	ADD 4	ADD 5	ADD 6	ADD 7	ADD 8	ADD 9	ADD 10	ADD 11
Other	ADD 2	ADD 3	ADD 4	ADD 5	ADD 6	ADD 7	ADD 8	ADD 9	ADD 10	ADD 11
ADD character meaning as indicated: 1 2 3 4 5 6 7 8 9 10 11 12 13 14 15 16 17 18 19 20 21 22 23 24 25 26 27 28 29 30 31 32 33 34 35 36 37 38 39 40 41 42 43 44 45 46 47 48 49 50 51 52 53 54 55 56 57 58 59 60 61 62 63 64 65 66 67 68 69 70 71 72 73 74 75 76 77 78 79 80 81 82 83 84 85 86 87 88 89 90 91 92 93 94 95 96 97 98 99 100										
LABOR AND DELIVERY (continued)										
	Other	Other	Other	Other	Other	Other	Other	Other	Other	Other
Other	ADD 2	ADD 3	ADD 4	ADD 5	ADD 6	ADD 7	ADD 8	ADD 9	ADD 10	ADD 11
Other	ADD 2	ADD 3	ADD 4	ADD 5	ADD 6	ADD 7	ADD 8	ADD 9	ADD 10	ADD 11
ADD character meaning as indicated: 1 2 3 4 5 6 7 8 9 10 11 12 13 14 15 16 17 18 19 20 21 22 23 24 25 26 27 28 29 30 31 32 33 34 35 36 37 38 39 40 41 42 43 44 45 46 47 48 49 50 51 52 53 54 55 56 57 58 59 60 61 62 63 64 65 66 67 68 69 70 71 72 73 74 75 76 77 78 79 80 81 82 83 84 85 86 87 88 89 90 91 92 93 94 95 96 97 98 99 100										
LABOR AND DELIVERY (continued)										
	Other	Other	Other	Other	Other	Other	Other	Other	Other	Other
Other	ADD 2	ADD 3	ADD 4	ADD 5	ADD 6	ADD 7	ADD 8	ADD 9	ADD 10	ADD 11
Other	ADD 2	ADD 3	ADD 4	ADD 5	ADD 6	ADD 7	ADD 8	ADD 9	ADD 10	ADD 11
ADD character meaning as indicated: 1 2 3 4 5 6 7 8 9 10 11 12 13 14 15 16 17 18 19 20 21 22 23 24 25 26 27 28 29 30 31 32 33 34 35 36 37 38 39 40 41 42 43 44 45 46 47 48 49 50 51 52 53 54 55 56 57 58 59 60 61 62 63 64 65 66 67 68 69 70 71 72 73 74 75 76 77 78 79 80 81 82 83 84 85 86 87 88 89 90 91 92 93 94 95 96 97 98 99 100										
LABOR AND DELIVERY (continued)										
	Other	Other	Other	Other	Other	Other	Other	Other	Other	Other
Other	ADD 2	ADD 3	ADD 4	ADD 5	ADD 6	ADD 7	ADD 8	ADD 9	ADD 10	ADD 11
Other	ADD 2	ADD 3	ADD 4	ADD 5	ADD 6	ADD 7	ADD 8	ADD 9	ADD 10	ADD 11
ADD character meaning as indicated: 1 2 3 4 5 6 7 8 9 10 11 12 13 14 15 16 17 18 19 20 21 22 23 24 25 26 27 28 29 30 31 32 33 34 35 36 37 38 39 40 41 42 43 44 45 46 47 48 49 50 51 52 53 54 55 56 57 58 59 60 61 62 63 64 65 66 67 68 69 70 71 72 73 74 75 76 77 78 79 80 81 82 83 84 85 86 87 88 89 90 91 92 93 94 95 96 97 98 99 100										

Fig. 7

LABOR AND DELIVERY (continued)						
	Subclass	Subclass	Subclass	Subclass	Subclass	Subclass
Childbirth	D61.1	D61.2	D61.3	D61.4	D61.5	D61.6
<small>05 character meaning as indicated: 1. 1st or 2nd or 3rd or 4th or 5th or 6th or 7th or 8th or 9th or 10th or 11th or 12th or 13th or 14th or 15th or 16th or 17th or 18th or 19th or 20th or 21st or 22nd or 23rd or 24th or 25th or 26th or 27th or 28th or 29th or 30th or 31st or 32nd or 33rd or 34th or 35th or 36th or 37th or 38th or 39th or 40th or 41st or 42nd or 43rd or 44th or 45th or 46th or 47th or 48th or 49th or 50th or 51st or 52nd or 53rd or 54th or 55th or 56th or 57th or 58th or 59th or 60th or 61st or 62nd or 63rd or 64th or 65th or 66th or 67th or 68th or 69th or 70th or 71st or 72nd or 73rd or 74th or 75th or 76th or 77th or 78th or 79th or 80th or 81st or 82nd or 83rd or 84th or 85th or 86th or 87th or 88th or 89th or 90th or 91st or 92nd or 93rd or 94th or 95th or 96th or 97th or 98th or 99th</small>						
Preterm births	D62.1	D62.2	D62.3	D62.4	D62.5	D62.6
<small>05 character meaning as indicated: 1. 1st or 2nd or 3rd or 4th or 5th or 6th or 7th or 8th or 9th or 10th or 11th or 12th or 13th or 14th or 15th or 16th or 17th or 18th or 19th or 20th or 21st or 22nd or 23rd or 24th or 25th or 26th or 27th or 28th or 29th or 30th or 31st or 32nd or 33rd or 34th or 35th or 36th or 37th or 38th or 39th or 40th or 41st or 42nd or 43rd or 44th or 45th or 46th or 47th or 48th or 49th or 50th or 51st or 52nd or 53rd or 54th or 55th or 56th or 57th or 58th or 59th or 60th or 61st or 62nd or 63rd or 64th or 65th or 66th or 67th or 68th or 69th or 70th or 71st or 72nd or 73rd or 74th or 75th or 76th or 77th or 78th or 79th or 80th or 81st or 82nd or 83rd or 84th or 85th or 86th or 87th or 88th or 89th or 90th or 91st or 92nd or 93rd or 94th or 95th or 96th or 97th or 98th or 99th</small>						
Placenta	D63.1	D63.2	D63.3	D63.4	D63.5	D63.6
LEIOMYOMA, UTERINE (CERVICAL)						
	D64.1	D64.2	D64.3	D64.4	D64.5	D64.6
MASCUMP						
	D65.1	D65.2	D65.3	D65.4	D65.5	D65.6
	D65.7	D65.8	D65.9	D65.0	D65.1	D65.2
	D65.3	D65.4	D65.5	D65.6	D65.7	D65.8
	D65.9	D65.0	D65.1	D65.2	D65.3	D65.4
<small>05 character meaning as indicated: 1. 1st or 2nd or 3rd or 4th or 5th or 6th or 7th or 8th or 9th or 10th or 11th or 12th or 13th or 14th or 15th or 16th or 17th or 18th or 19th or 20th or 21st or 22nd or 23rd or 24th or 25th or 26th or 27th or 28th or 29th or 30th or 31st or 32nd or 33rd or 34th or 35th or 36th or 37th or 38th or 39th or 40th or 41st or 42nd or 43rd or 44th or 45th or 46th or 47th or 48th or 49th or 50th or 51st or 52nd or 53rd or 54th or 55th or 56th or 57th or 58th or 59th or 60th or 61st or 62nd or 63rd or 64th or 65th or 66th or 67th or 68th or 69th or 70th or 71st or 72nd or 73rd or 74th or 75th or 76th or 77th or 78th or 79th or 80th or 81st or 82nd or 83rd or 84th or 85th or 86th or 87th or 88th or 89th or 90th or 91st or 92nd or 93rd or 94th or 95th or 96th or 97th or 98th or 99th</small>						
MENOPAUSE						
	D66.1	D66.2	D66.3	D66.4	D66.5	D66.6
	D66.7	D66.8	D66.9	D66.0	D66.1	D66.2
<small>05 character meaning as indicated: 1. 1st or 2nd or 3rd or 4th or 5th or 6th or 7th or 8th or 9th or 10th or 11th or 12th or 13th or 14th or 15th or 16th or 17th or 18th or 19th or 20th or 21st or 22nd or 23rd or 24th or 25th or 26th or 27th or 28th or 29th or 30th or 31st or 32nd or 33rd or 34th or 35th or 36th or 37th or 38th or 39th or 40th or 41st or 42nd or 43rd or 44th or 45th or 46th or 47th or 48th or 49th or 50th or 51st or 52nd or 53rd or 54th or 55th or 56th or 57th or 58th or 59th or 60th or 61st or 62nd or 63rd or 64th or 65th or 66th or 67th or 68th or 69th or 70th or 71st or 72nd or 73rd or 74th or 75th or 76th or 77th or 78th or 79th or 80th or 81st or 82nd or 83rd or 84th or 85th or 86th or 87th or 88th or 89th or 90th or 91st or 92nd or 93rd or 94th or 95th or 96th or 97th or 98th or 99th</small>						
MENSTRUATION DISORDERS						
	D67.1	D67.2	D67.3	D67.4	D67.5	D67.6
	D67.7	D67.8	D67.9	D67.0	D67.1	D67.2
	D67.3	D67.4	D67.5	D67.6	D67.7	D67.8
	D67.9	D67.0	D67.1	D67.2	D67.3	D67.4
	D67.5	D67.6	D67.7	D67.8	D67.9	D67.0
	D67.1	D67.2	D67.3	D67.4	D67.5	D67.6
	D67.7	D67.8	D67.9	D67.0	D67.1	D67.2
	D67.3	D67.4	D67.5	D67.6	D67.7	D67.8
	D67.9	D67.0	D67.1	D67.2	D67.3	D67.4
MOLAR PREGNANCY						
	D68.1	D68.2	D68.3	D68.4	D68.5	D68.6
	D68.7	D68.8	D68.9	D68.0	D68.1	D68.2
	D68.3	D68.4	D68.5	D68.6	D68.7	D68.8
	D68.9	D68.0	D68.1	D68.2	D68.3	D68.4
<small>05 character meaning as indicated: 1. 1st or 2nd or 3rd or 4th or 5th or 6th or 7th or 8th or 9th or 10th or 11th or 12th or 13th or 14th or 15th or 16th or 17th or 18th or 19th or 20th or 21st or 22nd or 23rd or 24th or 25th or 26th or 27th or 28th or 29th or 30th or 31st or 32nd or 33rd or 34th or 35th or 36th or 37th or 38th or 39th or 40th or 41st or 42nd or 43rd or 44th or 45th or 46th or 47th or 48th or 49th or 50th or 51st or 52nd or 53rd or 54th or 55th or 56th or 57th or 58th or 59th or 60th or 61st or 62nd or 63rd or 64th or 65th or 66th or 67th or 68th or 69th or 70th or 71st or 72nd or 73rd or 74th or 75th or 76th or 77th or 78th or 79th or 80th or 81st or 82nd or 83rd or 84th or 85th or 86th or 87th or 88th or 89th or 90th or 91st or 92nd or 93rd or 94th or 95th or 96th or 97th or 98th or 99th</small>						

Fig. 8

NEOPLASM									
	Arrest	Control group	Low-dose group	High-dose group	Vehicle	High-dose group	High-dose group	Nonapplicable	Unspecified
Neoplasm									
Benign	2041.238	2041.238	2041.238	2041.238	2041.238	2041.238	2041.238	---	2041.238
Cardiac sarcoma	280.987.2	280.987.2	280.987.2	280.987.2	280.987.2	280.987.2	280.987.2	---	280.987.2
Chondroma	280.987.2	280.987.2	280.987.2	280.987.2	280.987.2	280.987.2	280.987.2	---	280.987.2
Leiomyoma	280.987.2	280.987.2	280.987.2	280.987.2	280.987.2	280.987.2	280.987.2	---	280.987.2
Other sarcoma	280.987.2	280.987.2	280.987.2	280.987.2	280.987.2	280.987.2	280.987.2	---	280.987.2
Melanoma									
Primary	238.911.238	238.911.238	238.911.238	238.911.238	238.911.238	238.911.238	238.911.238	238.911.238	238.911.238
Secondary	238.911.238	238.911.238	238.911.238	238.911.238	238.911.238	238.911.238	238.911.238	---	238.911.238
With character meaning as indicated for code 2007: 1 Right 2 Left 3 unspecified									
	Code, 800	Collection Subclass	Year	Items, 800	Yapine				
Other sites									
Benign	238.9	238.9	238.911.238	238.9	238.9				238.9
Cardiac sarcoma	280.9	280.9	280.9	280.9	280.9				280.9
All character meaning as indicated for code 2007: 1 Right 2 Left 3 unspecified									
	Code, 800	Collection Subclass	Year	Items, 800	Yapine				
Melanoma									
Primary	238.9	238.911.238	238.911.238	238.9	238.9				238.9
Secondary	238.9	238.9	238.911.238	238.9	238.9				238.9
Other sites									
Benign	238.9	238.9	238.9	238.9	238.9				238.9
Cardiac sarcoma	280.9	280.9	280.9	280.9	280.9				280.9
Melanoma									
Primary	238.9	238.9	238.9	238.9	238.9				238.9
Secondary	238.9	238.9	238.9	238.9	238.9				238.9
Benign									
Pericardial tumors									
In situ	238.900	238.900	238.900						
Benign	238.910	238.910	238.910						
Melanoma	238.910	---	238.910						
Family history, coding	238.9	---	238.9						
All character meaning as indicated: 1 unspecified 2 Right 3 Left									
OBESITY									
	Control group	Programmed	Excessive	Female	Male	Nonobese	Percentage	Percent	Percent
	280.9	280.9	280.9	280.9	280.9	280.9	280.9	280.9	280.9
	280.900	280.900	280.900						
Sample coding	280.910	280.910	280.910						
All character meaning as indicated: 1 first trimester 2 second trimester 3 third trimester									
OPHTHALMIS									
	Arrest	Control	Unspecified						
Eye Inflammation	238.910	238.910	238.910						
Eye Inflammation	238.910	238.910	238.910						
Sample coding	238.910	238.910	238.910						

Fig. 9

The table is organized into several distinct sections, each with a title and a grid of data. The sections are:

- PAIN**: A large grid with columns for various categories and rows for sub-categories like Generalized, Abdominal, and Head.
- PELVIC INFLAMMATORY DISEASE (PID)**: A smaller grid with columns for codes and rows for categories like Acute and Chronic.
- POLYP**: A grid with columns for codes and rows for categories like Cervix, Endometrium, and Fallopian tube.
- PRE-ECLAMPSIA**: A grid with columns for codes and rows for categories like w/ Pre-existing hypertension and w/o Pre-existing hypertension.
- PREGNANCY**: A very large and detailed grid with multiple columns for codes and rows for various pregnancy-related categories such as Antenatal screening, Biophysical profile, and Gestational week.

At the bottom of the table, there is a copyright notice: ©2013 GreenSight, Inc.

Fig. 10

PREGNANCY (Continued)

	Weight	Weight gain	Weight gain	Weight gain	Weight gain	Weight gain	Weight gain	Weight gain	Weight gain	Weight gain	Weight gain	Weight gain	Weight gain
Weeks gestation	1-37 weeks	37-42 weeks	42 weeks	43 weeks	44 weeks	45 weeks	46 weeks	47 weeks	48 weeks	49 weeks	50 weeks	51 weeks	52 weeks
Weight at 37 weeks													
Weight at 42 weeks													
Weight at 43 weeks													
Weight at 44 weeks													
Weight at 45 weeks													
Weight at 46 weeks													
Weight at 47 weeks													
Weight at 48 weeks													
Weight at 49 weeks													
Weight at 50 weeks													
Weight at 51 weeks													
Weight at 52 weeks													
Weight at 53 weeks													
Weight at 54 weeks													
Weight at 55 weeks													
Weight at 56 weeks													
Weight at 57 weeks													
Weight at 58 weeks													
Weight at 59 weeks													
Weight at 60 weeks													
Weight at 61 weeks													
Weight at 62 weeks													
Weight at 63 weeks													
Weight at 64 weeks													
Weight at 65 weeks													
Weight at 66 weeks													
Weight at 67 weeks													
Weight at 68 weeks													
Weight at 69 weeks													
Weight at 70 weeks													
Weight at 71 weeks													
Weight at 72 weeks													
Weight at 73 weeks													
Weight at 74 weeks													
Weight at 75 weeks													
Weight at 76 weeks													
Weight at 77 weeks													
Weight at 78 weeks													
Weight at 79 weeks													
Weight at 80 weeks													
Weight at 81 weeks													
Weight at 82 weeks													
Weight at 83 weeks													
Weight at 84 weeks													
Weight at 85 weeks													
Weight at 86 weeks													
Weight at 87 weeks													
Weight at 88 weeks													
Weight at 89 weeks													
Weight at 90 weeks													
Weight at 91 weeks													
Weight at 92 weeks													
Weight at 93 weeks													
Weight at 94 weeks													
Weight at 95 weeks													
Weight at 96 weeks													
Weight at 97 weeks													
Weight at 98 weeks													
Weight at 99 weeks													
Weight at 100 weeks													

PROLAPSE

	Labial	Vaginal	Perineal	Rectal
Labial	NOT 1	NOT 1	NOT 1	NOT 1
Vaginal	NOT 1	NOT 1	NOT 1	NOT 1
Perineal	NOT 1	NOT 1	NOT 1	NOT 1
Rectal	NOT 1	NOT 1	NOT 1	NOT 1

SALPINGITIS

	Right	Left	Right	Left
Right	NOT 1	NOT 1	NOT 1	NOT 1
Left	NOT 1	NOT 1	NOT 1	NOT 1

Fig. 11

SIGNS AND SYMPTOMS									
	Female								
	Uterine position	Uterine size	Uterine shape	Uterine consistency	Uterine tenderness	Uterine mobility	Other pelvic masses		
General appearance	207.1	207.2	207.3	207.4	207.5	207.6	207.7	207.8	207.9
Abnormal uterine position	207.1	207.2	207.3	207.4					
Abnormal uterine size	207.1	207.2	207.3	207.4					
Abnormal uterine shape	207.1	207.2	207.3	207.4					
Abnormal uterine consistency	207.1	207.2	207.3	207.4					
Abnormal uterine tenderness	207.1	207.2	207.3	207.4					
Abnormal uterine mobility	207.1	207.2	207.3	207.4					
Other pelvic masses	207.1	207.2	207.3	207.4	207.5	207.6	207.7	207.8	207.9

URINARY TRACT INFECTION									
	Female								
	Acute	Chronic	Asymptomatic	Recurrent	Pyelonephritis	Cystitis	UTI in pregnancy	UTI in menopause	UTI in children
Acute	208.1	208.2	208.3	208.4	208.5	208.6	208.7	208.8	208.9
Chronic	208.1	208.2	208.3	208.4	208.5	208.6	208.7	208.8	208.9
Asymptomatic	208.1	208.2	208.3	208.4	208.5	208.6	208.7	208.8	208.9
Recurrent	208.1	208.2	208.3	208.4	208.5	208.6	208.7	208.8	208.9
Pyelonephritis	208.1	208.2	208.3	208.4	208.5	208.6	208.7	208.8	208.9
Cystitis	208.1	208.2	208.3	208.4	208.5	208.6	208.7	208.8	208.9
UTI in pregnancy	208.1	208.2	208.3	208.4	208.5	208.6	208.7	208.8	208.9
UTI in menopause	208.1	208.2	208.3	208.4	208.5	208.6	208.7	208.8	208.9
UTI in children	208.1	208.2	208.3	208.4	208.5	208.6	208.7	208.8	208.9

VAGINITIS									
	Female								
	Bacterial	Candidal	Trichomonal	Atrophic	Herpetic	Non-infectious	Other		
Bacterial	209.1	209.2	209.3	209.4	209.5	209.6	209.7	209.8	209.9
Candidal	209.1	209.2	209.3	209.4	209.5	209.6	209.7	209.8	209.9
Trichomonal	209.1	209.2	209.3	209.4	209.5	209.6	209.7	209.8	209.9
Atrophic	209.1	209.2	209.3	209.4	209.5	209.6	209.7	209.8	209.9
Herpetic	209.1	209.2	209.3	209.4	209.5	209.6	209.7	209.8	209.9
Non-infectious	209.1	209.2	209.3	209.4	209.5	209.6	209.7	209.8	209.9
Other	209.1	209.2	209.3	209.4	209.5	209.6	209.7	209.8	209.9

VOMITING									
	Female								
	Acute	Chronic	Intermittent	Projectile	Associated with abdominal pain	Associated with diarrhea	Associated with constipation	Associated with weight loss	Associated with hematemesis
Acute	210.1	210.2	210.3	210.4	210.5	210.6	210.7	210.8	210.9
Chronic	210.1	210.2	210.3	210.4	210.5	210.6	210.7	210.8	210.9
Intermittent	210.1	210.2	210.3	210.4	210.5	210.6	210.7	210.8	210.9
Projectile	210.1	210.2	210.3	210.4	210.5	210.6	210.7	210.8	210.9
Associated with abdominal pain	210.1	210.2	210.3	210.4	210.5	210.6	210.7	210.8	210.9
Associated with diarrhea	210.1	210.2	210.3	210.4	210.5	210.6	210.7	210.8	210.9
Associated with constipation	210.1	210.2	210.3	210.4	210.5	210.6	210.7	210.8	210.9
Associated with weight loss	210.1	210.2	210.3	210.4	210.5	210.6	210.7	210.8	210.9
Associated with hematemesis	210.1	210.2	210.3	210.4	210.5	210.6	210.7	210.8	210.9

GENERAL MEDICAL									
EXAMINATION									
	General	Cardiovascular	Respiratory	Gastrointestinal	Genitourinary	Neurological	Musculoskeletal	Skin	Other
General	211.1	211.2	211.3	211.4	211.5	211.6	211.7	211.8	211.9
Cardiovascular	211.1	211.2	211.3	211.4	211.5	211.6	211.7	211.8	211.9
Respiratory	211.1	211.2	211.3	211.4	211.5	211.6	211.7	211.8	211.9
Gastrointestinal	211.1	211.2	211.3	211.4	211.5	211.6	211.7	211.8	211.9
Genitourinary	211.1	211.2	211.3	211.4	211.5	211.6	211.7	211.8	211.9
Neurological	211.1	211.2	211.3	211.4	211.5	211.6	211.7	211.8	211.9
Musculoskeletal	211.1	211.2	211.3	211.4	211.5	211.6	211.7	211.8	211.9
Skin	211.1	211.2	211.3	211.4	211.5	211.6	211.7	211.8	211.9
Other	211.1	211.2	211.3	211.4	211.5	211.6	211.7	211.8	211.9

Fig. 12