



US00D747400S

(12) **United States Design Patent**  
**Katsumata**

(10) **Patent No.:** **US D747,400 S**  
(45) **Date of Patent:** **\*\* Jan. 12, 2016**

(54) **INSTANT PHOTO PRINT**

(71) Applicant: **FUJIFILM Corporation**, Minato-ku,  
Tokyo (JP)

(72) Inventor: **Yukinori Katsumata**, Minato-ku (JP)

(73) Assignee: **FUJIFILM Corporation**, Tokyo (JP)

(\*\*) Term: **14 Years**

(21) Appl. No.: **29/489,621**

(22) Filed: **May 1, 2014**

(30) **Foreign Application Priority Data**

Nov. 20, 2013 (JP) ..... 2013-027166

(51) **LOC (10) Cl.** ..... **16-05**

(52) **U.S. Cl.**  
USPC ..... **D16/246; D19/1**

(58) **Field of Classification Search**  
USPC ..... D16/237, 241, 246, 250; D19/1, 2;  
396/583; 430/207-209, 498, 499  
See application file for complete search history.

(56) **References Cited**

**U.S. PATENT DOCUMENTS**

3,994,002	A *	11/1976	Ivester	.....	396/38
4,042,395	A *	8/1977	Tone et al.	.....	430/499
4,090,211	A *	5/1978	Oishi et al.	.....	396/39
4,100,559	A *	7/1978	Wareham et al.	.....	396/518
4,134,655	A *	1/1979	Friedman	.....	396/38
4,824,761	A *	4/1989	Sturgis et al.	.....	430/209

5,292,612	A *	3/1994	Polizzotto et al.	.....	430/207
D361,586	S *	8/1995	Noda	.....	D16/236
D389,851	S *	1/1998	Noda	.....	D16/236
6,186,680	B1 *	2/2001	Mizuno	.....	396/527
6,192,197	B1 *	2/2001	Ono	.....	396/30
6,195,508	B1 *	2/2001	Katayama et al.	.....	396/32
7,108,950	B2 *	9/2006	Asakura	.....	430/207
D683,972	S *	6/2013	Leonard et al.	.....	D5/64
2002/0041762	A1 *	4/2002	Hyakutome et al.	.....	396/511

\* cited by examiner

*Primary Examiner* — Susan Bennett Hattan

*Assistant Examiner* — Leanne Was

(74) *Attorney, Agent, or Firm* — Sughrue Mion, PLLC

(57) **CLAIM**

The ornamental design for an instant photo print, as shown and described.

**DESCRIPTION**

FIG. 1 is a top, front and left side perspective view of an instant photo print showing my new design;  
FIG. 2 is a front elevational view thereof;  
FIG. 3 is a rear elevational view thereof;  
FIG. 4 is a top plan view thereof;  
FIG. 5 is a left side elevational view thereof; and,  
FIG. 6 is a front elevational view thereof in a manner of use.  
The broken lines in the drawings depict environmental subject matter only and form no part of the claimed design.  
The shaded areas in the figures depict contrast.

**1 Claim, 5 Drawing Sheets**

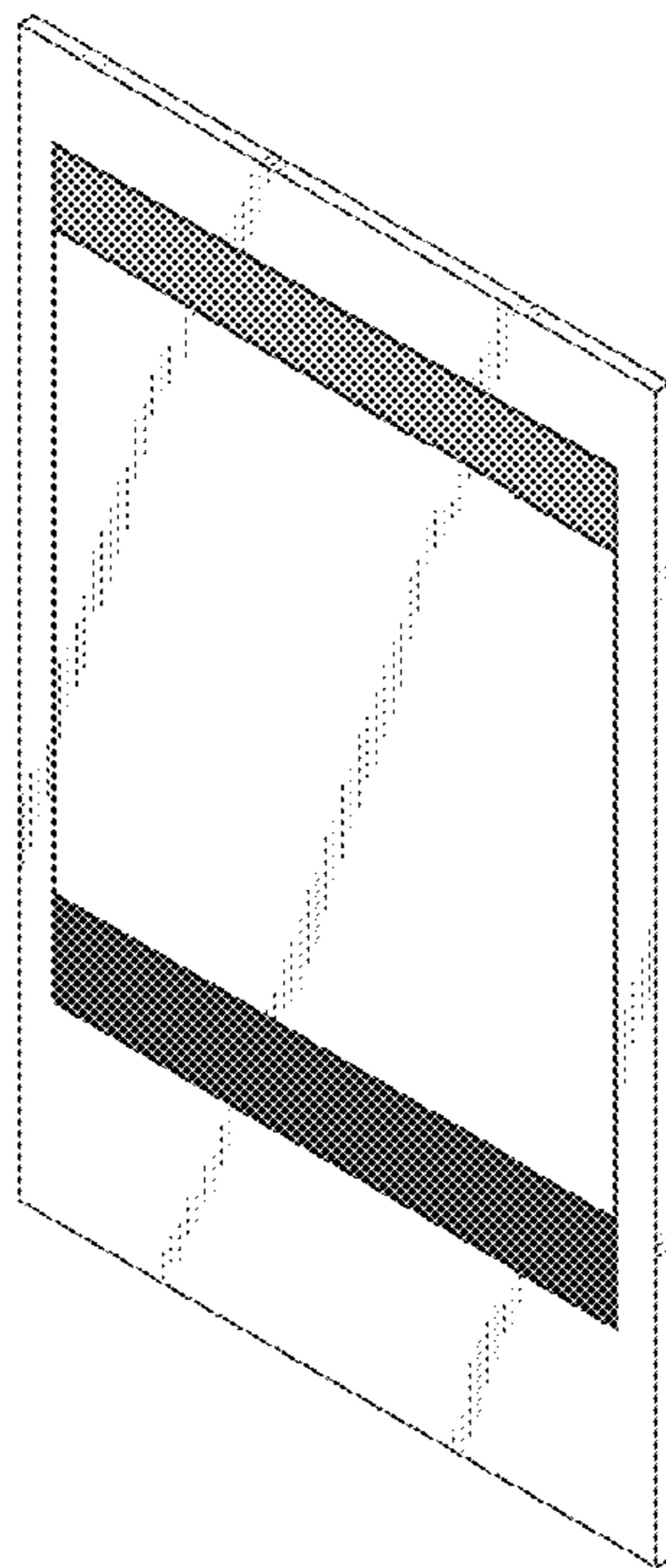


FIG. 1

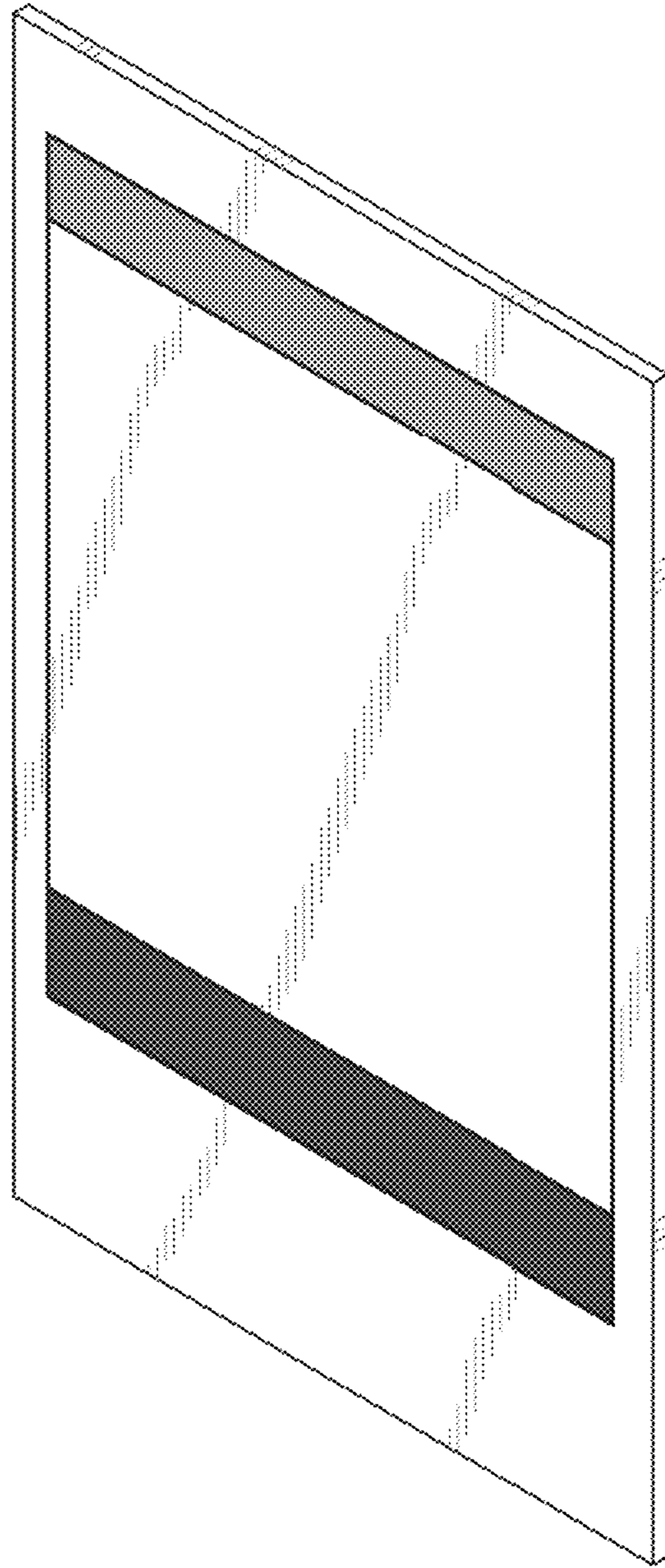


FIG. 2

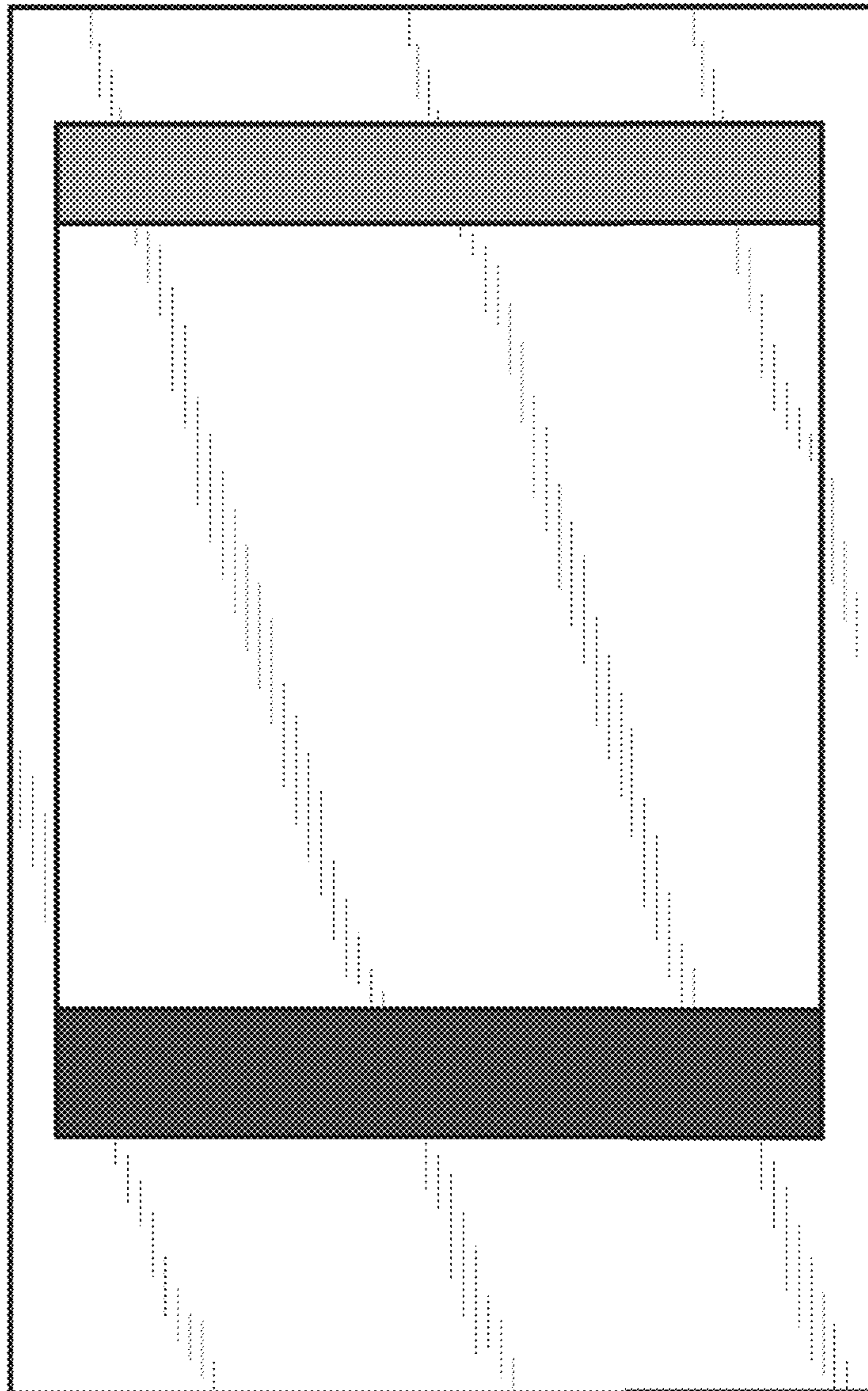


FIG. 3






FIG. 4




FIG. 5



FIG. 6

