



US00D747392S

(12) **United States Design Patent**
Kim

(10) **Patent No.:** **US D747,392 S**
(45) **Date of Patent:** **** Jan. 12, 2016**

(54) **CAMERA**

(71) Applicant: **SAMSUNG ELECTRONICS CO., LTD.**, Suwon-si, Gyeonggi-do (KR)

(72) Inventor: **Joo-Hyung Kim**, Busan (KR)

(73) Assignee: **SAMSUNG ELECTRONICS CO., LTD.** (KR)

(**) Term: **14 Years**

(21) Appl. No.: **29/472,976**

(22) Filed: **Nov. 18, 2013**

(30) **Foreign Application Priority Data**

Jun. 17, 2013 (KR) 30-2013-0031109

(51) **LOC (10) Cl.** **16-05**

(52) **U.S. Cl.**
USPC **D16/219**

(58) **Field of Classification Search**
USPC D16/134, 136, 200, 202–205, 208, 218,
D16/219; 348/36, 335, 373–376; 359/554,
359/826–828; 396/282, 287, 296, 529–532,
396/535, 539–541, 544
CPC G03B 17/02; G03B 19/04; G03B 17/56;
G03B 17/04; G03B 15/03; G03B 17/14;
H04N 5/2251; H04N 5/2252; H04N 5/2253;
H04N 5/2254; G02B 7/02; G02B 7/04;
G02B 7/14

See application file for complete search history.

(56) **References Cited**

U.S. PATENT DOCUMENTS

D465,505	S	*	11/2002	Nasu	D16/219
D478,110	S	*	8/2003	Nasu	D16/219
D546,363	S	*	7/2007	Tokiwa et al.	D16/219
D562,865	S	*	2/2008	Yasutomi	D16/134
D566,158	S	*	4/2008	Yasutomi	D16/219
D706,853	S	*	6/2014	Hasuda	D16/219
D709,119	S	*	7/2014	Kim et al.	D16/219
D718,362	S	*	11/2014	Noh	D16/219
D726,801	S	*	4/2015	Kim	D16/219
2013/0265662	A1	*	10/2013	Araie et al.	359/827
2014/0098278	A1	*	4/2014	Koyama et al.	348/335

* cited by examiner

Primary Examiner — Adir Aronovich

Assistant Examiner — Ramzi Almatrahi

(74) *Attorney, Agent, or Firm* — Cantor Colburn LLP

(57) **CLAIM**

The ornamental design for a camera, as shown and described.

DESCRIPTION

FIG. 1 is a rear perspective view of a camera showing my new design;

FIG. 2 is a front elevation view thereof;

FIG. 3 is a rear elevation view thereof;

FIG. 4 is a left-side elevation view thereof;

FIG. 5 is a right-side elevation view thereof;

FIG. 6 is a top plan view thereof; and,

FIG. 7 is a bottom plan view thereof.

The broken lines illustrating portions of the camera are for environmental purposes only and form no part of the claimed design.

The shade lines in the figures show contour and not surface ornamentation.

1 Claim, 2 Drawing Sheets

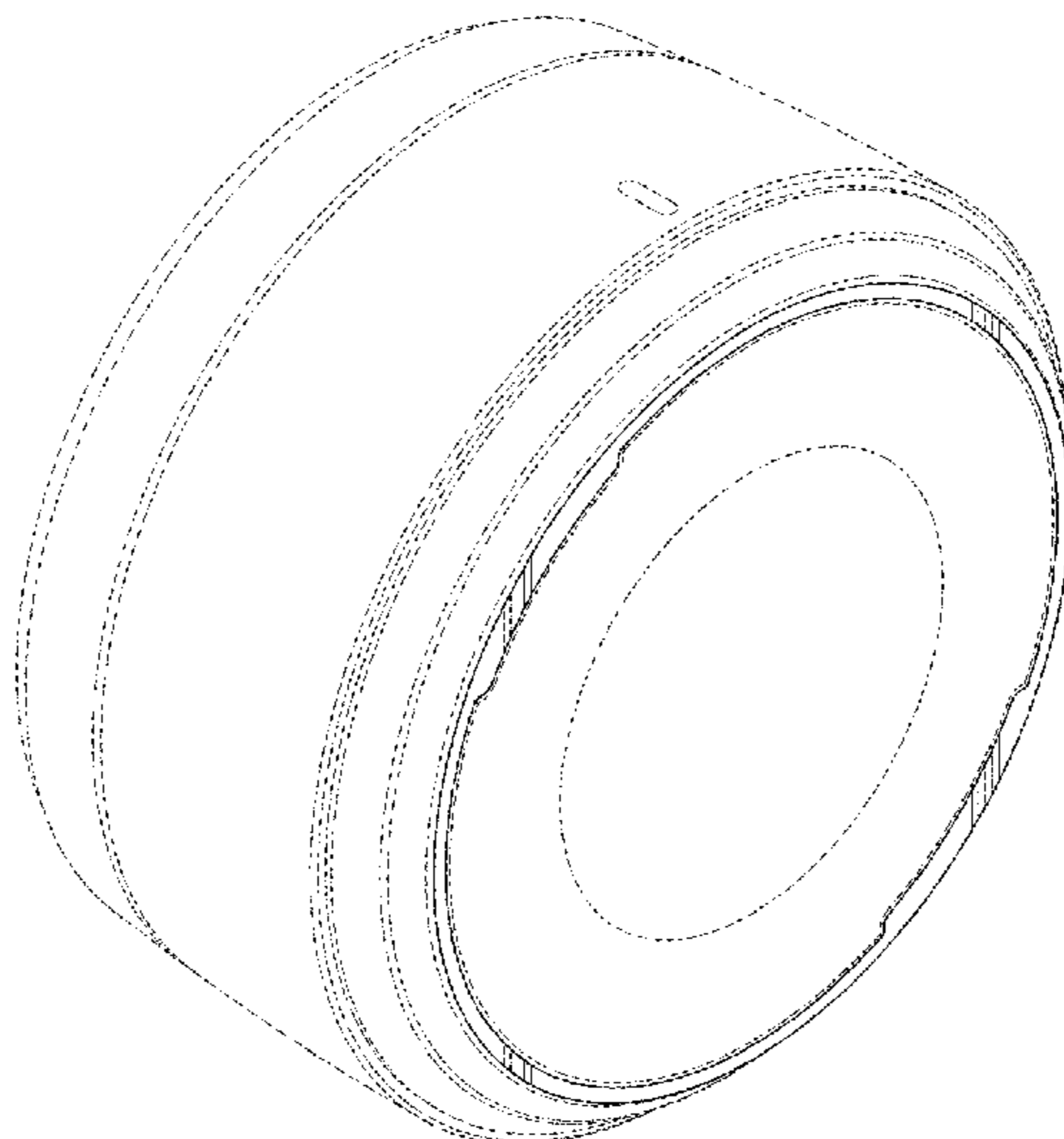


FIG.1




FIG.2




FIG.3

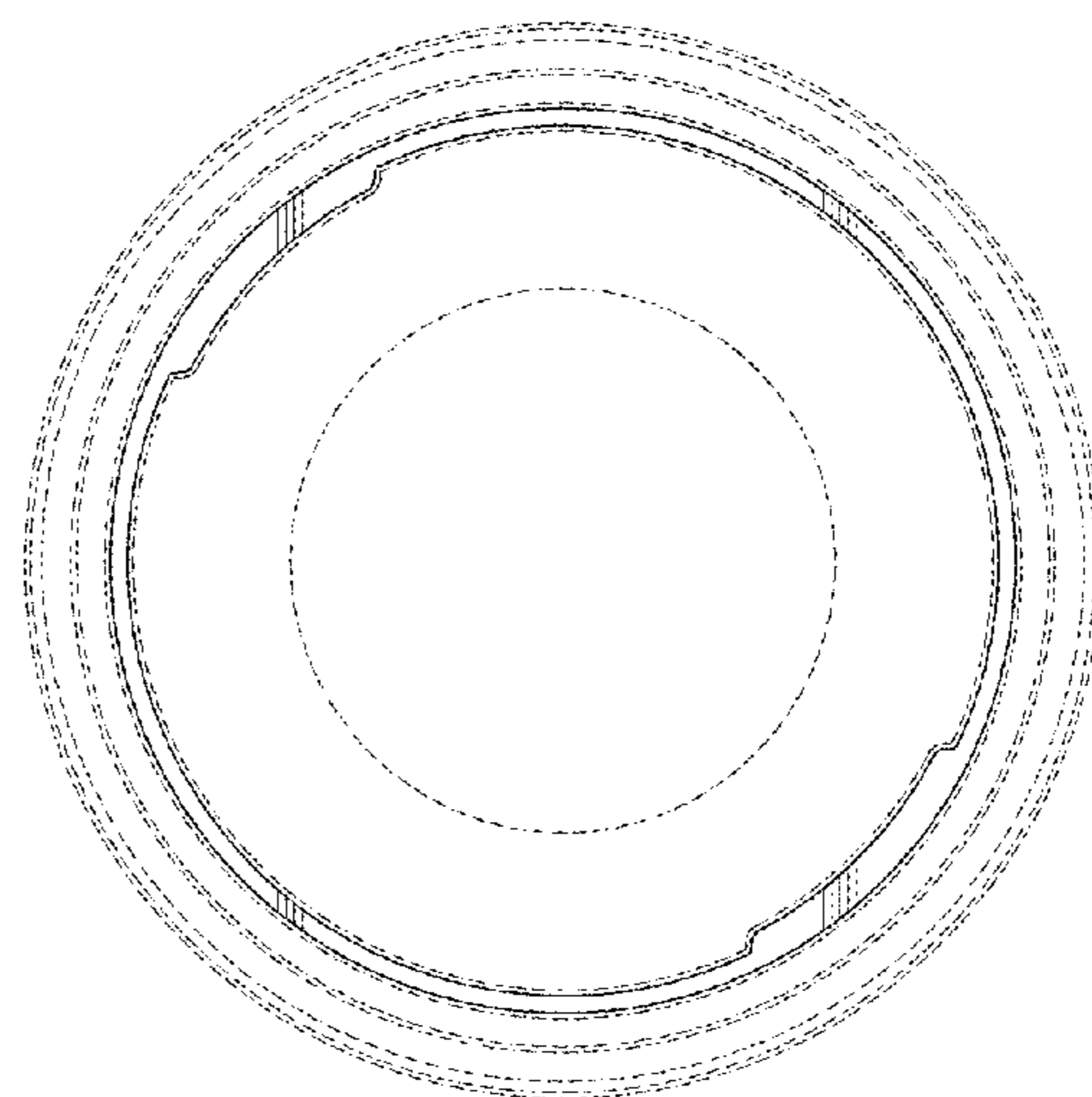


FIG.4




FIG.5




FIG.6

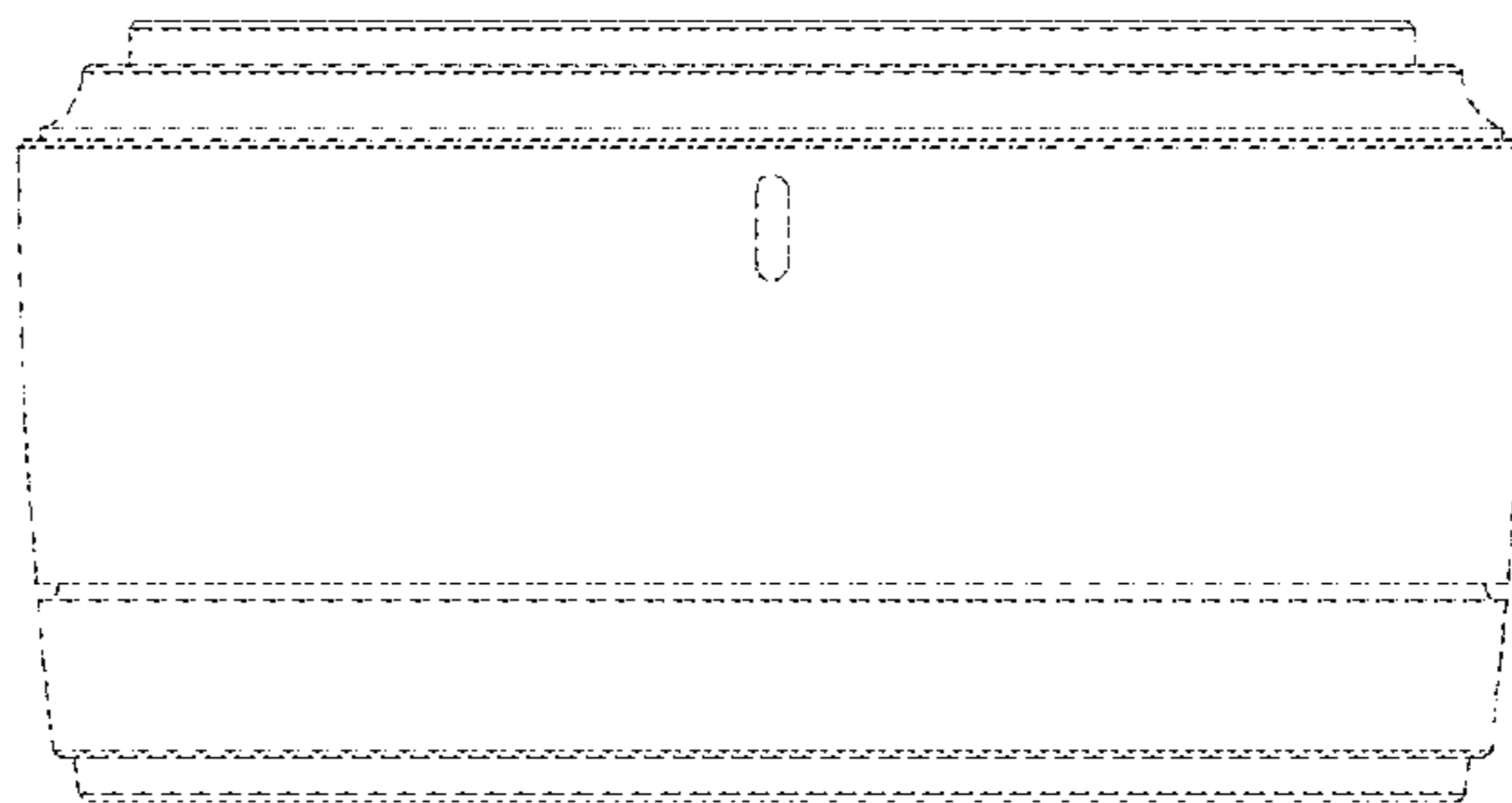


FIG.7

