



US00D747350S

(12) **United States Design Patent**
Fan et al.

(10) **Patent No.:** **US D747,350 S**
(45) **Date of Patent:** **** Jan. 12, 2016**

(54) **DISPLAY SCREEN PORTION WITH GRAPHICAL USER INTERFACE**

(71) Applicant: **Tencent Technology (Shenzhen) Company Limited**, Shenzhen, Guangdong (CN)

(72) Inventors: **Qi Fan**, Guangdong (CN); **Xiao Song**, Guangdong (CN)

(73) Assignee: **Tencent Technology (Shenzhen) Company Limited** (CN)

(**) Term: **14 Years**

(21) Appl. No.: **29/476,027**

(22) Filed: **Dec. 10, 2013**

(51) **LOC (10) Cl.** **14-04**

(52) **U.S. Cl.**
USPC **D14/492**; D14/493

(58) **Field of Classification Search**
USPC D14/485–495
CPC . G06F 3/048; G06F 3/04842; G06F 3/04847;
G06F 3/0481; G06F 17/211; G06F 17/212
See application file for complete search history.

(56) **References Cited**

U.S. PATENT DOCUMENTS

D450,059 S *	11/2001	Itou	D14/489
D682,872 S *	5/2013	Frijlink	D14/487
D685,384 S *	7/2013	Casey	D14/485
D687,448 S *	8/2013	Arnold	D14/485
D690,312 S *	9/2013	Cherian	D14/486
D695,767 S *	12/2013	Tagliabue	D14/486
D704,719 S *	5/2014	Kim	D14/485
D705,237 S *	5/2014	Kim	D14/485
D705,241 S *	5/2014	Chen	D14/485
D721,722 S *	1/2015	Lee	D14/486
D728,613 S *	5/2015	Chen	D14/485
D729,259 S *	5/2015	Chen	D14/485
D729,263 S *	5/2015	Ahn	D14/486
D733,166 S *	6/2015	Lee	D14/486
D734,767 S *	7/2015	Kadosh	D14/485
2008/0316183 A1 *	12/2008	Westerman	G06F 3/0416 345/173

2009/0058823 A1 *	3/2009	Kocienda	G06F 3/0236 345/173
2010/0185960 A1 *	7/2010	Christie	H04L 51/04 715/758
2013/0174082 A1 *	7/2013	Khandker	G06F 3/04883 715/780
2014/0055381 A1 *	2/2014	Kim	G06F 3/0236 345/173
2014/0068478 A1 *	3/2014	Won	G06F 3/0488 715/765
2014/0075375 A1 *	3/2014	Hwang	G06F 3/0482 715/784
2014/0143684 A1 *	5/2014	Oh	H04L 51/04 715/752
2015/0222584 A1 *	8/2015	Holliday	H04L 51/20 715/752

* cited by examiner

Primary Examiner — Cathron Brooks

Assistant Examiner — Daniel J Domino

(74) *Attorney, Agent, or Firm* — Design IP

(57) **CLAIM**

The ornamental design for a display screen portion with graphical user interface, as shown and described.

DESCRIPTION

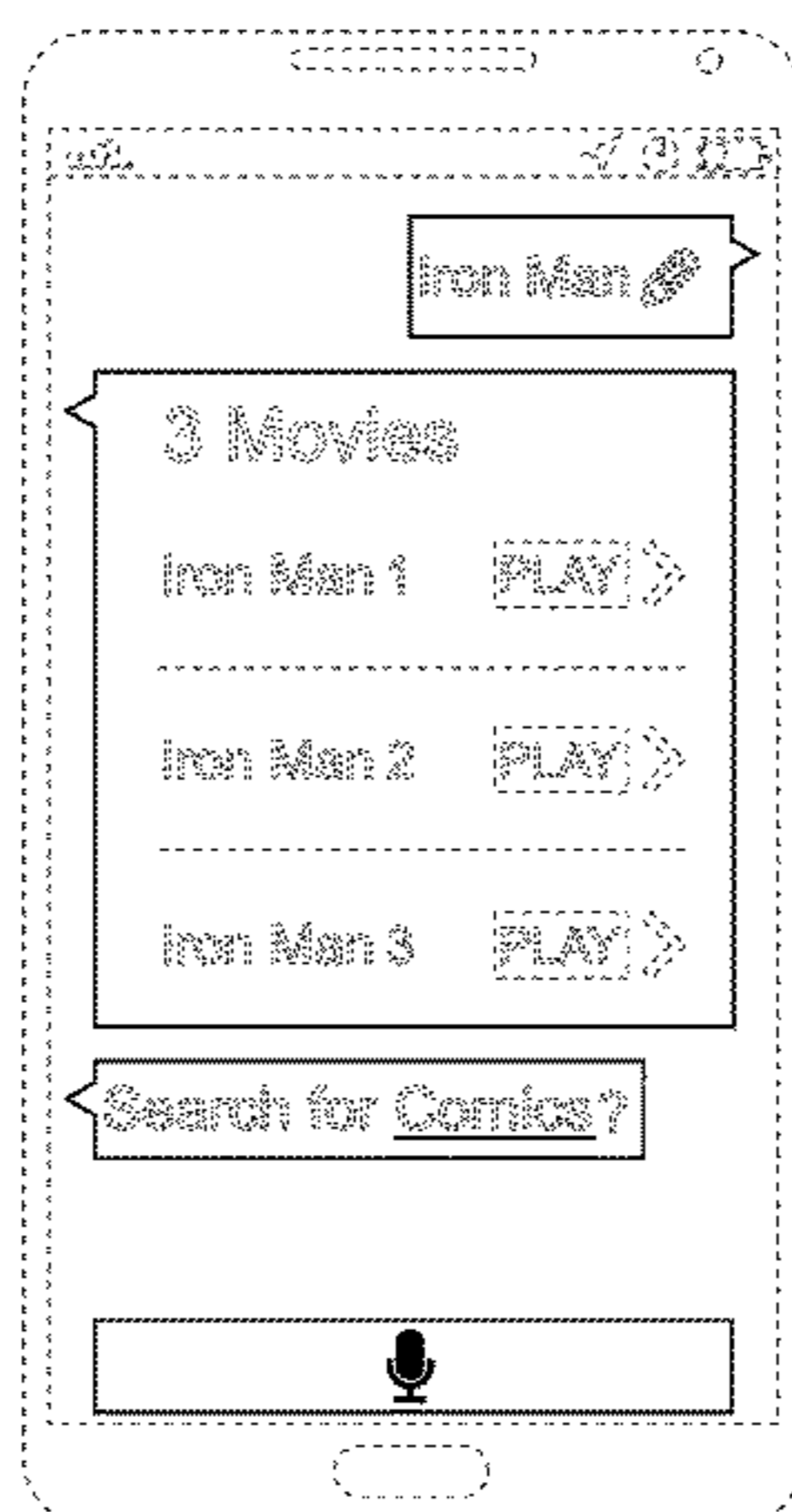
FIG. 1 is a front view of a first embodiment of a display screen portion with graphical user interface showing our new design; FIG. 2 is a front view of a second embodiment of a display screen portion with graphical user interface showing our new design;

FIG. 3 is a front view of a third embodiment of a display screen portion with graphical user interface showing our new design; and,

FIG. 4 is a front view of a fourth embodiment of a display screen portion with graphical user interface showing our new design.

The broken line showing of a portion of a display screen in FIGS. 1 through 4 forms no part of the claimed design. The broken line showing of text and portions of the graphical user interface in FIGS. 1 through 4 represents environmental subject matter and forms no part of the claimed design.

1 Claim, 4 Drawing Sheets



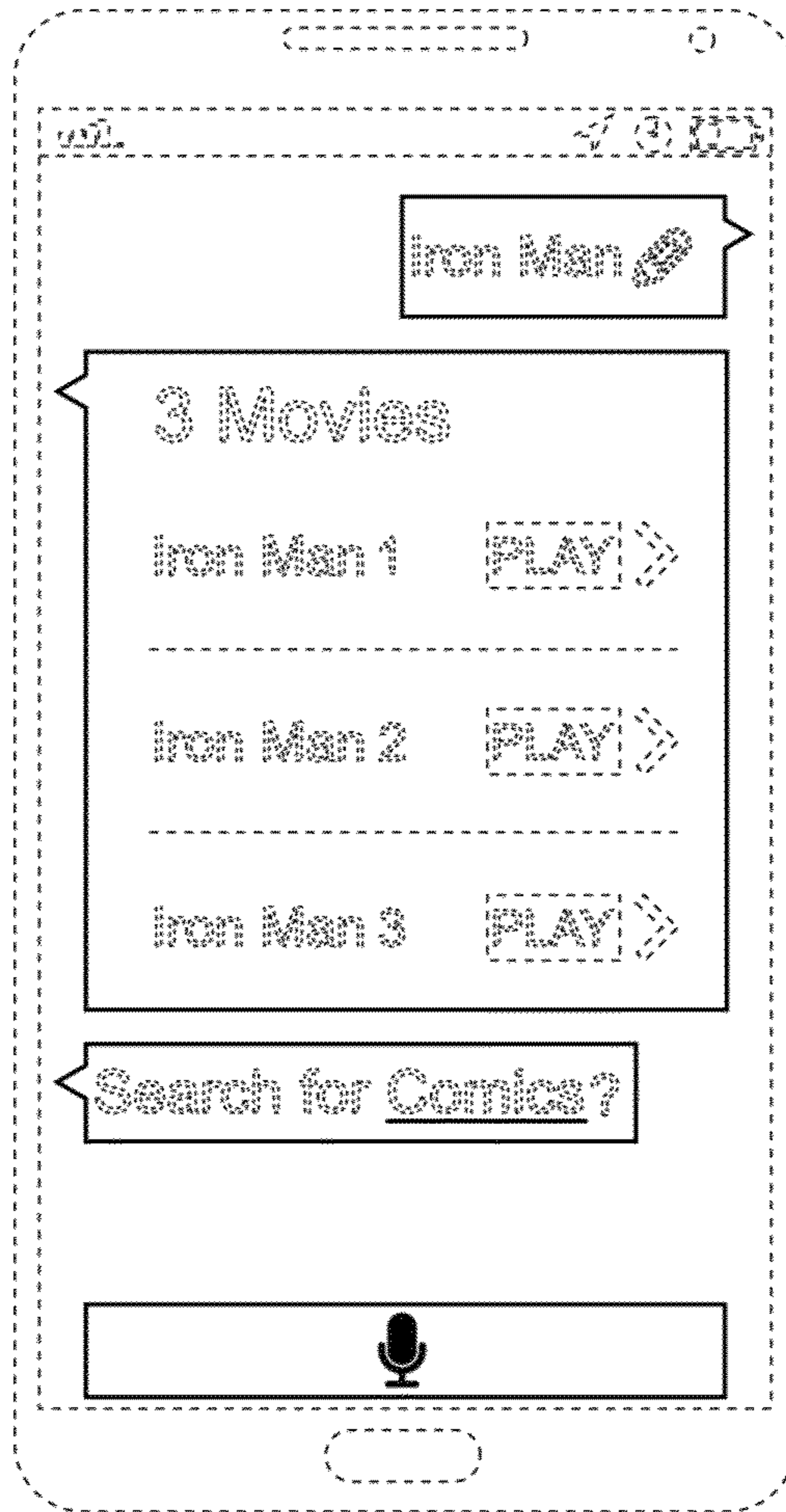


FIG. 1

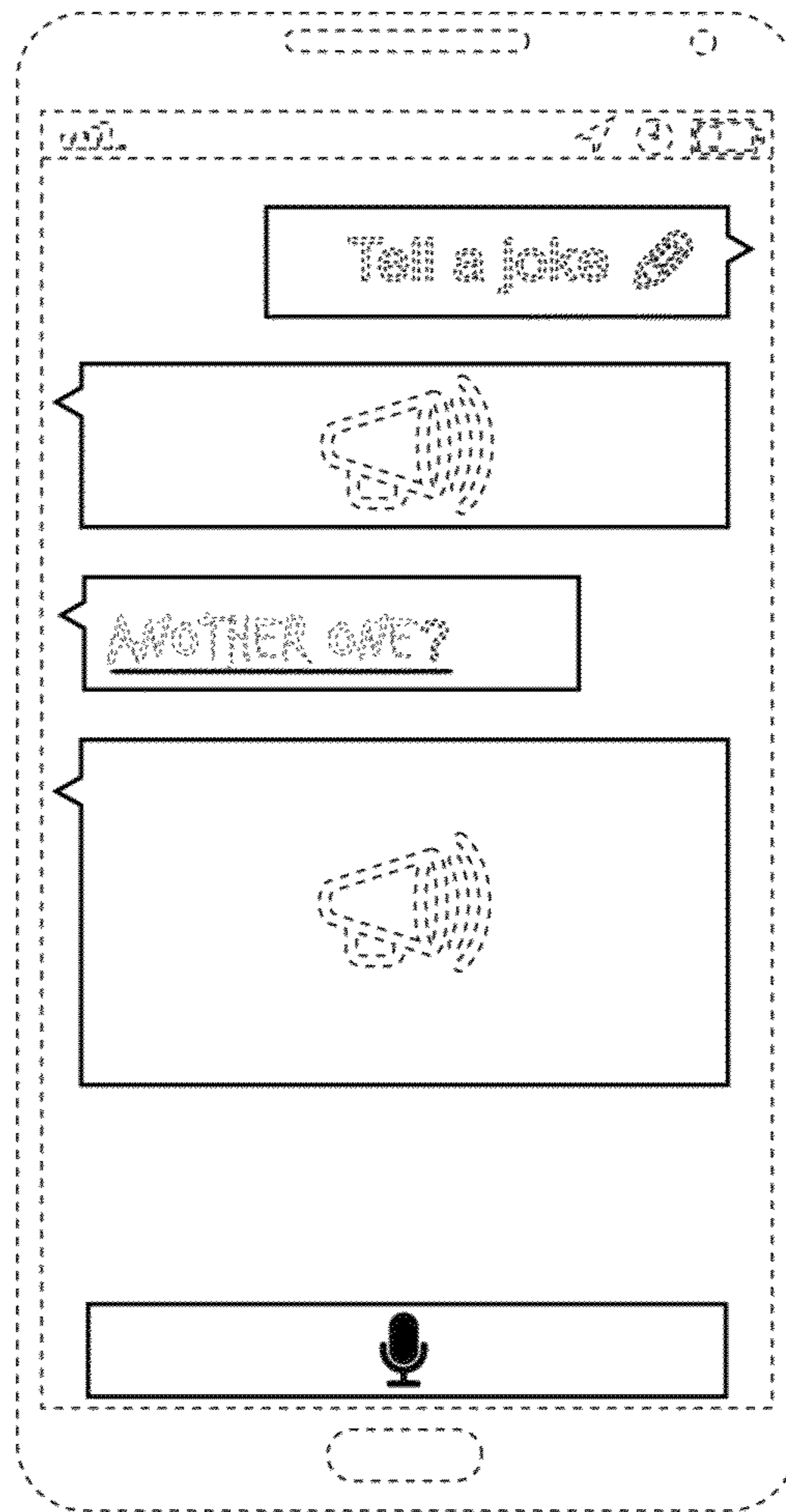


FIG. 2

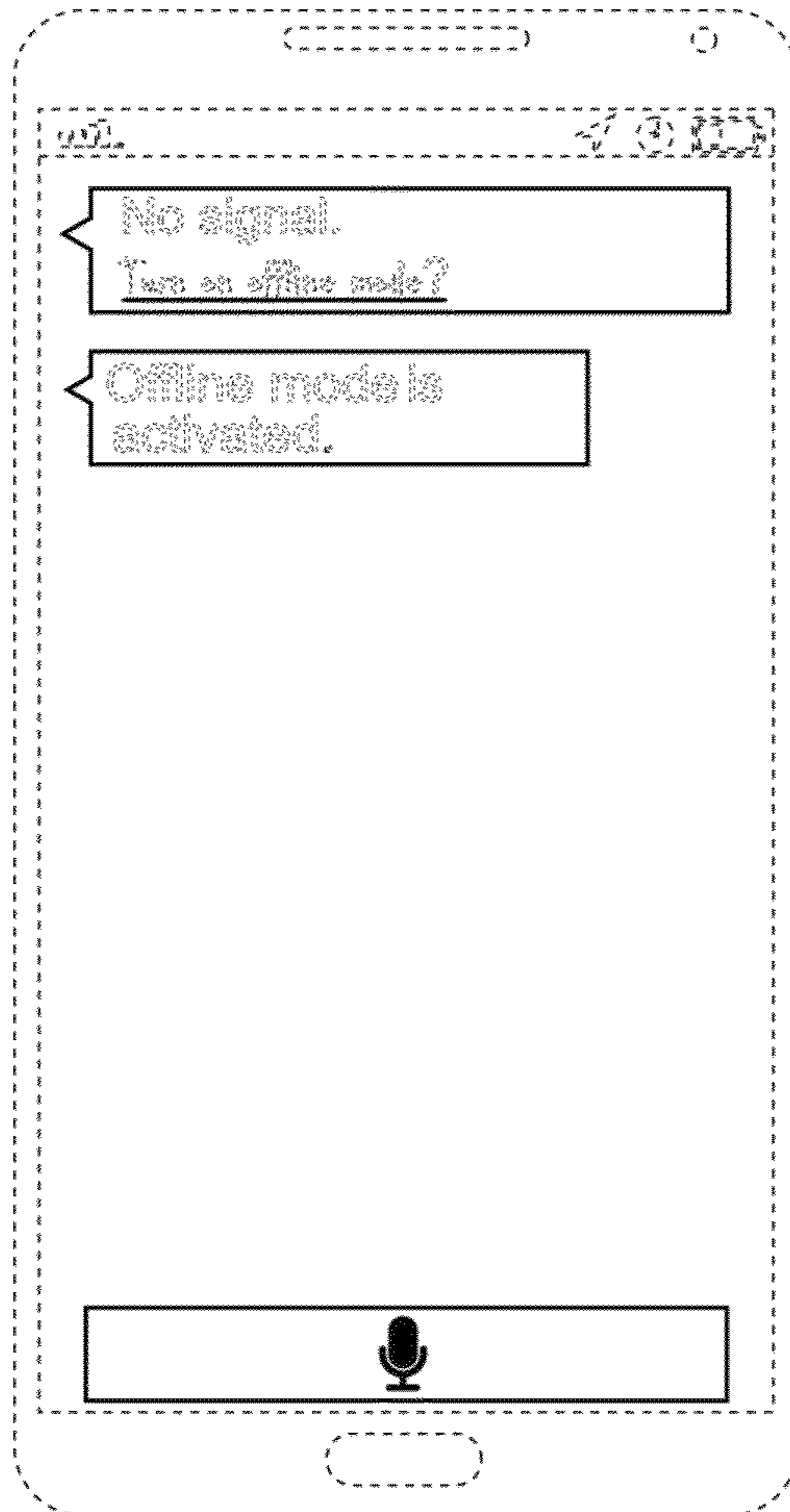


FIG. 3

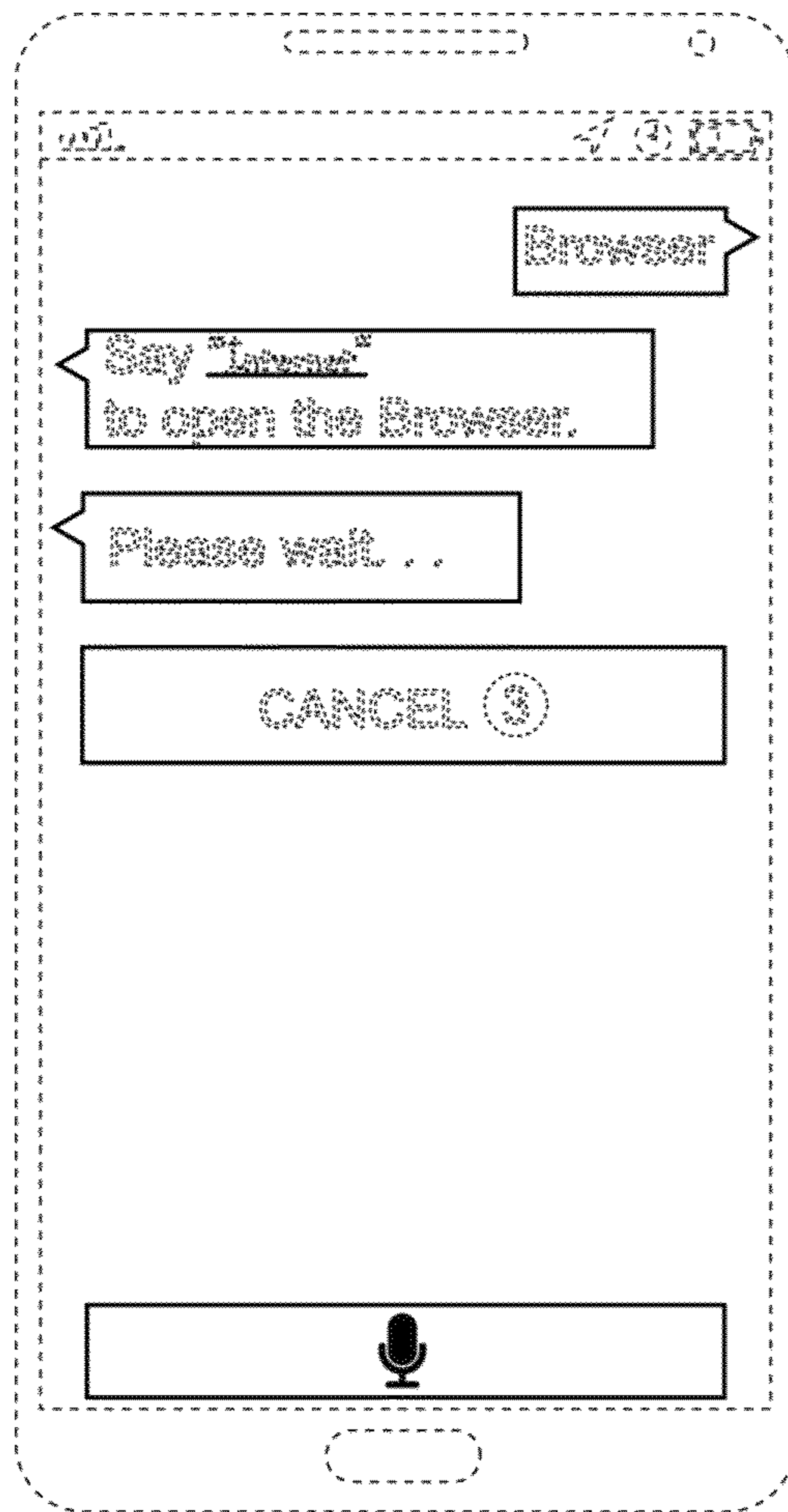


FIG. 4