



US00D747349S

(12) **United States Design Patent**
Park et al.

(10) **Patent No.:** **US D747,349 S**

(45) **Date of Patent:** **** Jan. 12, 2016**

(54) **DISPLAY SCREEN PORTION WITH ICON**

(71) Applicant: **SAMSUNG ELECTRONICS CO., LTD.**, Suwon-si, Gyeonggi-do (KR)

(72) Inventors: **Hye-Bin Park**, Seoul (KR); **You-Jin Im**, Seoul (KR); **Sora Kim**, Seoul (KR); **Joo-Hyung Lee**, Seoul (KR)

(73) Assignee: **SAMSUNG ELECTRONICS CO., LTD.** (KR)

(**) Term: **14 Years**

(21) Appl. No.: **29/465,921**

(22) Filed: **Sep. 3, 2013**

(51) **LOC (10) Cl.** **14-04**

(52) **U.S. Cl.**
USPC **D14/492**

(58) **Field of Classification Search**
USPC D14/485–495
CPC G06F 3/048; G06F 3/04817
See application file for complete search history.

(56) **References Cited**

U.S. PATENT DOCUMENTS

D149,262	S	*	4/1948	Doolin	D10/8
D248,542	S	*	7/1978	Jacobs	D9/671
D326,230	S	*	5/1992	Wilson	D10/33
5,326,270	A	*	7/1994	Ostby et al.	434/362
D351,360	S	*	10/1994	Kaneko	D10/126
D352,668	S	*	11/1994	Peersmann	D10/40
5,570,325	A	*	10/1996	Arpadi	368/10
5,819,225	A	*	10/1998	Eastwood et al.	704/275
6,035,336	A	*	3/2000	Lu et al.	709/232
6,097,390	A	*	8/2000	Marks	715/772

D476,016	S	*	6/2003	Platz et al.	D14/489
D504,516	S	*	4/2005	Yamazaki	D24/186
D559,856	S	*	1/2008	Kim	D14/486
D561,196	S	*	2/2008	Okaro et al.	D14/492
D574,398	S	*	8/2008	Armstrong et al.	D14/492
D577,369	S	*	9/2008	Armstrong et al.	D14/492
D602,041	S	*	10/2009	Kaczmarek	D14/492
D607,895	S	*	1/2010	Marashi	D14/486
D629,812	S	*	12/2010	Kaczmarek	D14/492
D645,469	S	*	9/2011	Gardner et al.	D14/488
D648,740	S	*	11/2011	Kaczmarek	D14/492
8,523,573	B1	*	9/2013	Villarreal-Reyes	434/129
D692,917	S	*	11/2013	Edwards et al.	D14/489
D709,088	S	*	7/2014	Barcheck et al.	D14/489
2004/0048607	A1	*	3/2004	Kim	455/418
2006/0293941	A1	*	12/2006	Ivanov et al.	705/8

* cited by examiner

Primary Examiner — Kevin Rudzinski

(74) *Attorney, Agent, or Firm* — Cantor Colburn LLP

(57) **CLAIM**

We claim, the ornamental design for a display screen portion with icon, as shown and described.

DESCRIPTION

FIG. 1 is a front view of a display screen portion with icon showing our new design;

FIG. 2 is a second embodiment thereof;

FIG. 3 is a third embodiment thereof;

FIG. 4 is a fourth embodiment thereof;

FIG. 5 is a fifth embodiment thereof;

FIG. 6 is a sixth embodiment thereof; and,

FIG. 7 is a seventh embodiment thereof.

The broken lines illustrating portions of the display screen portion with icon are for environmental purposes only and form no part of the claimed design.

1 Claim, 7 Drawing Sheets




FIG. 1



FIG. 2




FIG. 3



FIG. 4




FIG. 5

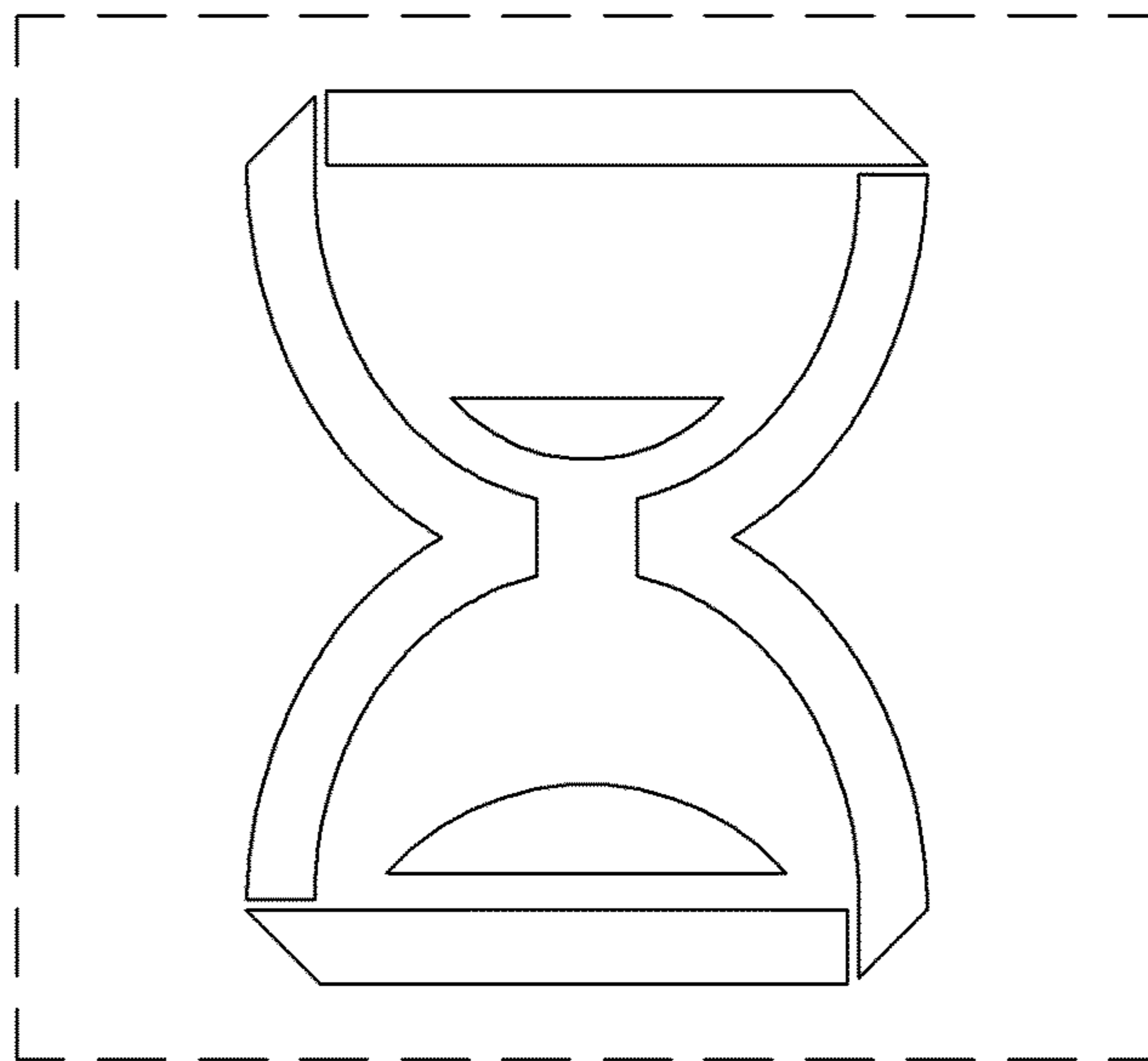


FIG. 6




FIG. 7

