



US00D747332S

(12) **United States Design Patent**  
**Sic et al.**

(10) **Patent No.:** **US D747,332 S**  
(45) **Date of Patent:** **\*\* Jan. 12, 2016**

(54) **DISPLAY SCREEN OR PORTION THEREOF WITH ANIMATED GRAPHICAL USER INTERFACE**

(71) Applicant: **SAMSUNG ELECTRONICS CO., LTD.**, Suwon-si (KR)

(72) Inventors: **Kim Yu Sic**, Suwon-si (KR); **Bang Hyo-Sang**, Seoul (KR); **Seung Jungah**, Guri-si (KR)

(73) Assignee: **Samsung Electronics Co., Ltd.**, Suwon-Si (KR)

(\*\*) Term: **14 Years**

(21) Appl. No.: **29/460,755**

(22) Filed: **Jul. 15, 2013**

(30) **Foreign Application Priority Data**

Jan. 15, 2013 (KR) ..... 30-2013-0002479

(51) **LOC (10) Cl.** ..... **14-04**

(52) **U.S. Cl.**  
USPC ..... **D14/486**

(58) **Field of Classification Search**  
USPC ..... D14/485-495  
CPC ..... G06F 3/0482; G06F 3/04842; G06F 3/04817; G06F 3/048; G06F 17/211; G06F 17/212

See application file for complete search history.

(56) **References Cited**

**U.S. PATENT DOCUMENTS**

D576,635 S \* 9/2008 Nathan ..... D14/488  
D594,022 S \* 6/2009 King ..... D14/488  
7,823,085 B2 \* 10/2010 Charles ..... G06F 3/0481  
715/850  
D655,303 S \* 3/2012 Shallcross ..... D14/486

D669,908 S \* 10/2012 Shallcross ..... D14/486  
D682,874 S \* 5/2013 Frijlink ..... D14/488  
D730,387 S \* 5/2015 Park ..... D14/488  
D732,572 S \* 6/2015 Nieminen ..... D14/488  
D733,733 S \* 7/2015 Bae ..... D14/486  
D734,776 S \* 7/2015 Kitamorn ..... D14/488  
D735,751 S \* 8/2015 Hwang ..... D14/487  
2009/0049412 A1 \* 2/2009 Lee ..... G06F 3/0482  
715/841  
2010/0205567 A1 \* 8/2010 Haire ..... G06F 8/38  
715/840

\* cited by examiner

*Primary Examiner* — Karen E Kearney

*Assistant Examiner* — John Reickel

(74) *Attorney, Agent, or Firm* — Ladas & Parry LLP

(57) **CLAIM**

The ornamental design for a display screen or portion thereof with animated graphical user interface, as shown and described.

**DESCRIPTION**

FIG. 1 is the first image in a sequence for a display screen or portion thereof with animated graphical user interface showing our new design;

FIG. 2 is the second image thereof;

FIG. 3 is the third image thereof;

FIG. 4 is the fourth image thereof;

FIG. 5 is the fifth image thereof; and,

FIG. 6 is the sixth image thereof.

The appearance of the animated user interface sequentially transitions between the images shown in FIGS. 1-6. The process or period in which one image transitions to another forms no part of the claimed design.

The broken line showing of the display screen and elements of the graphical user interface are included for the purpose of illustrating portions of the article and form no part of the claimed design.

**1 Claim, 6 Drawing Sheets**

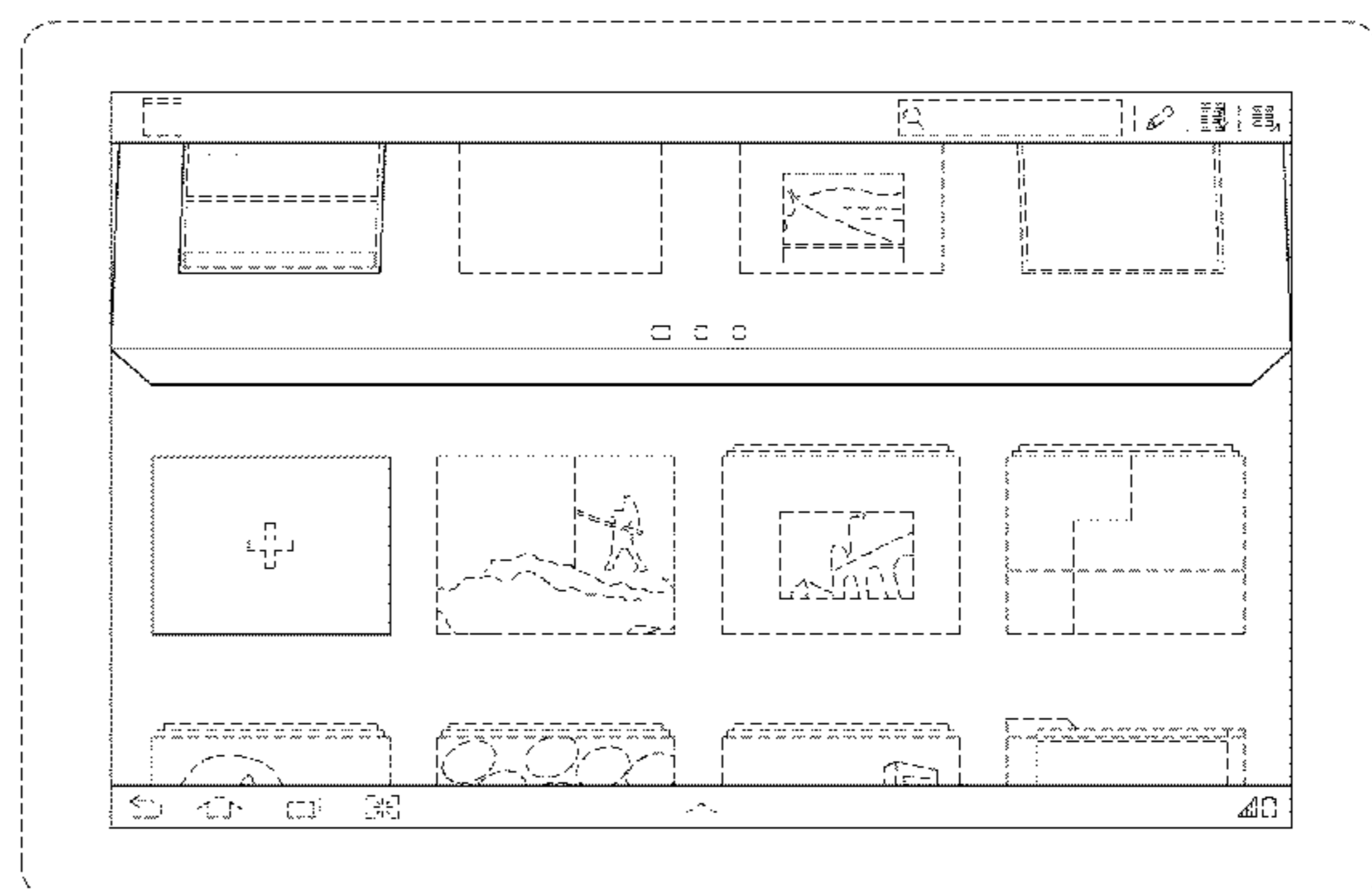
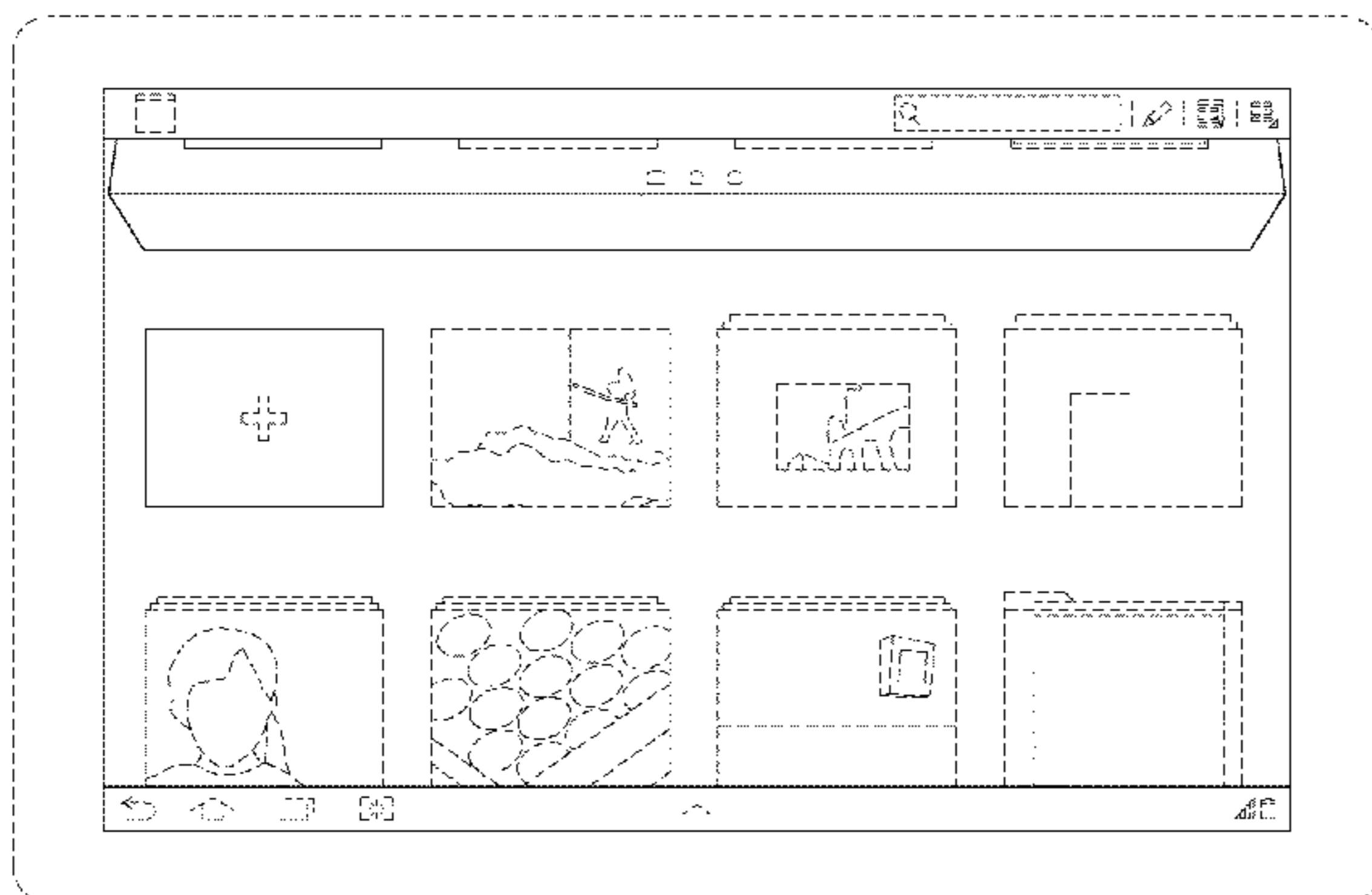


FIG. 1

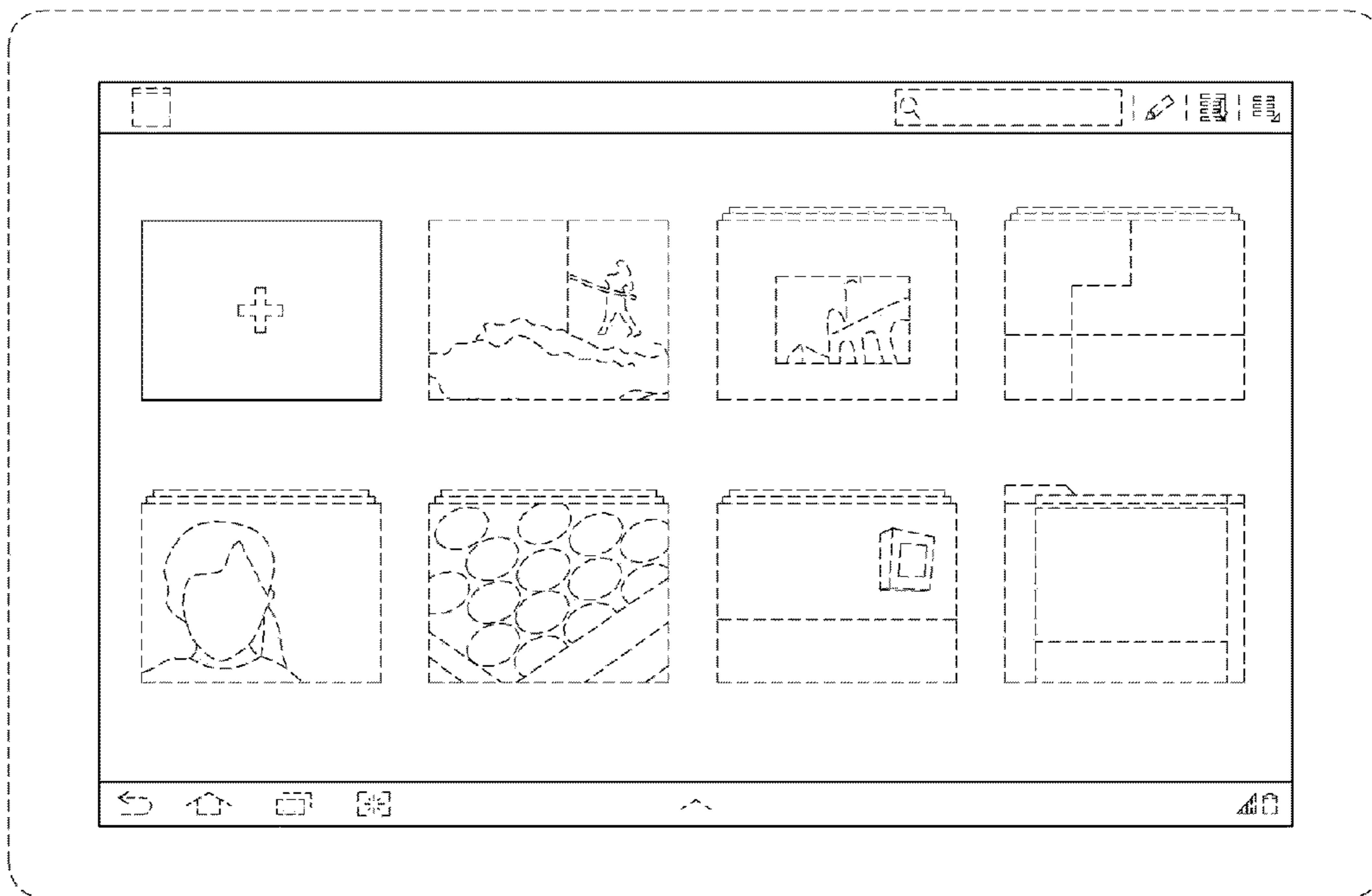


FIG. 2

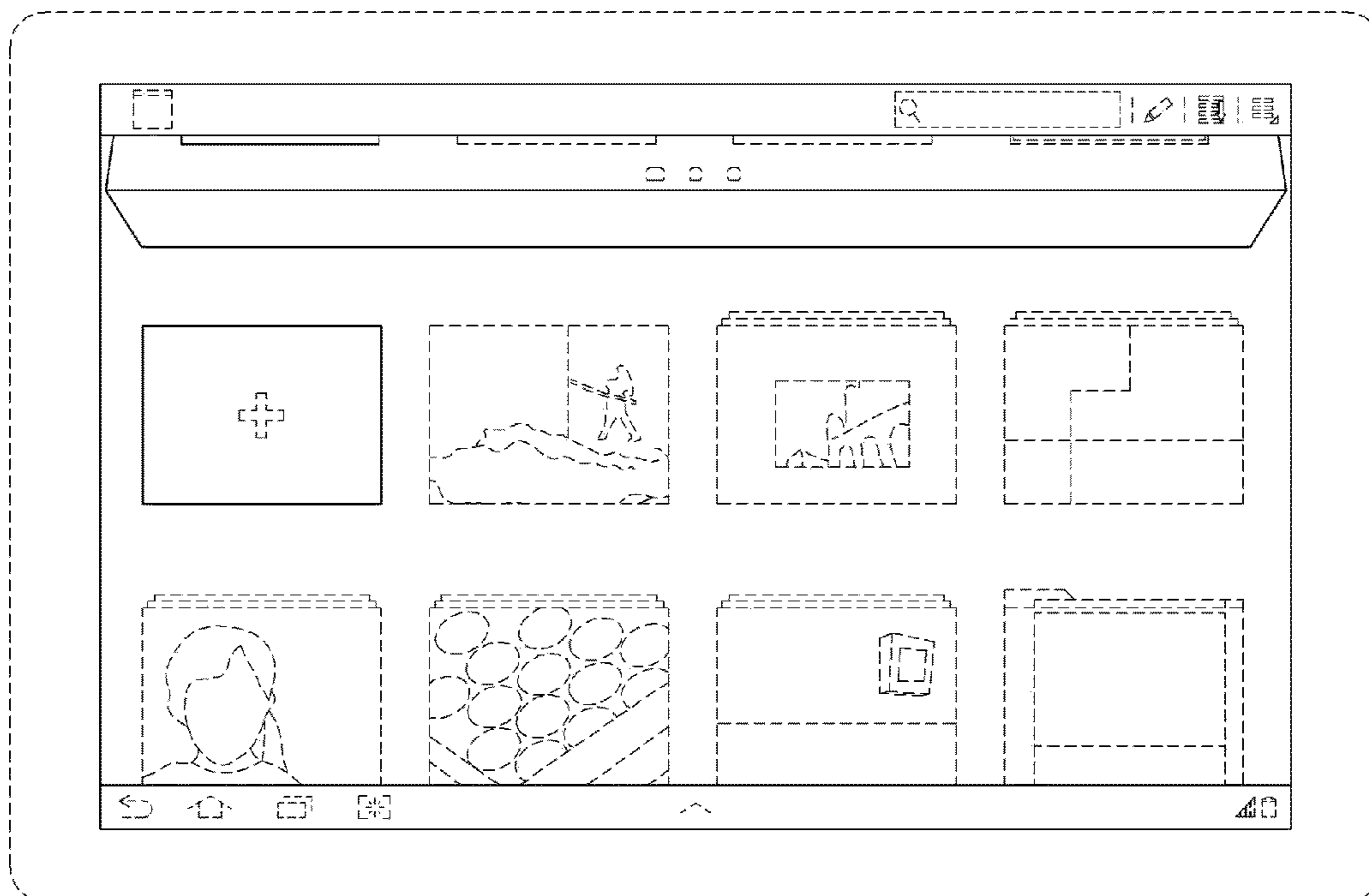


FIG. 3

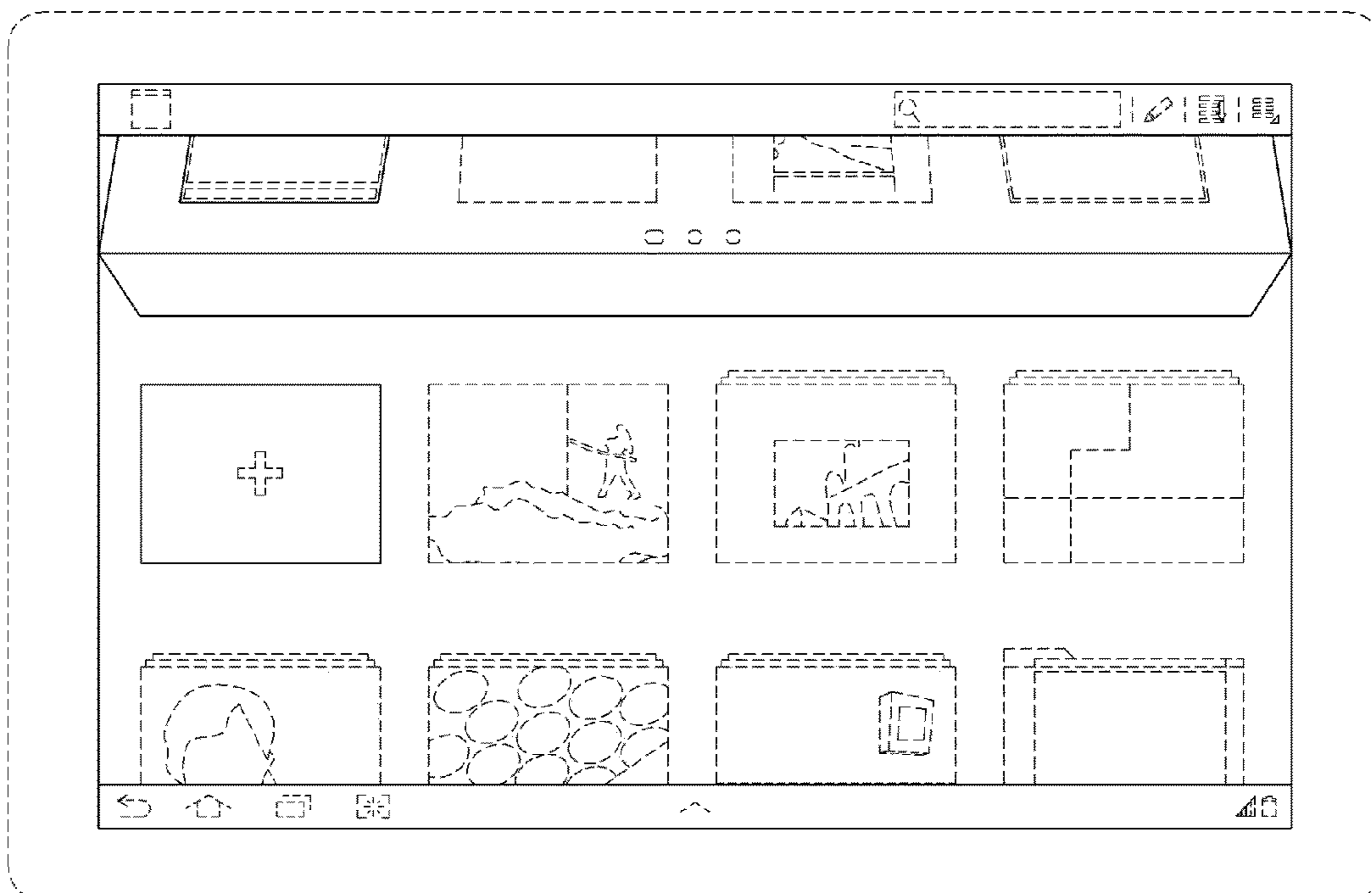


FIG. 4

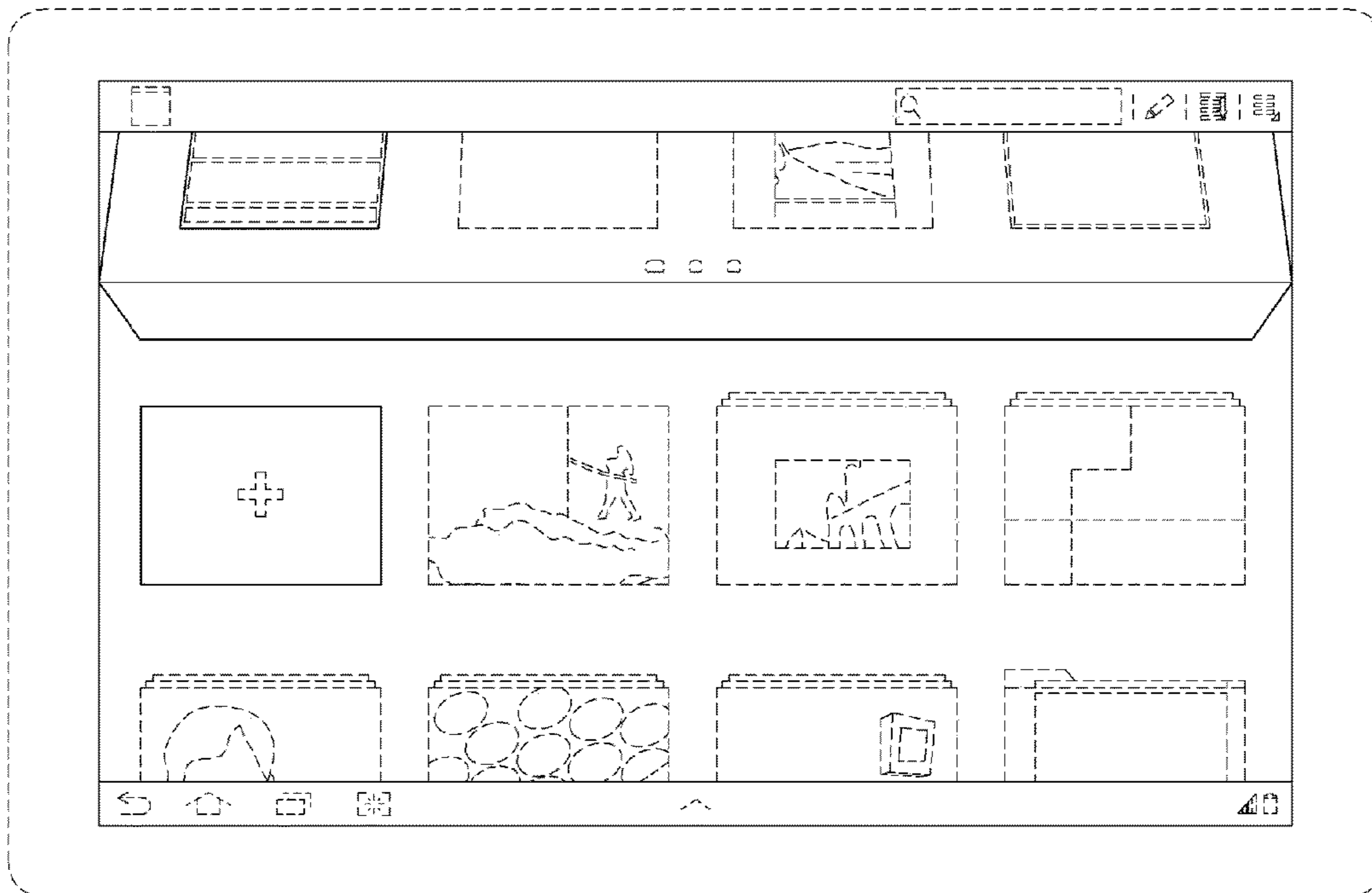


FIG. 5

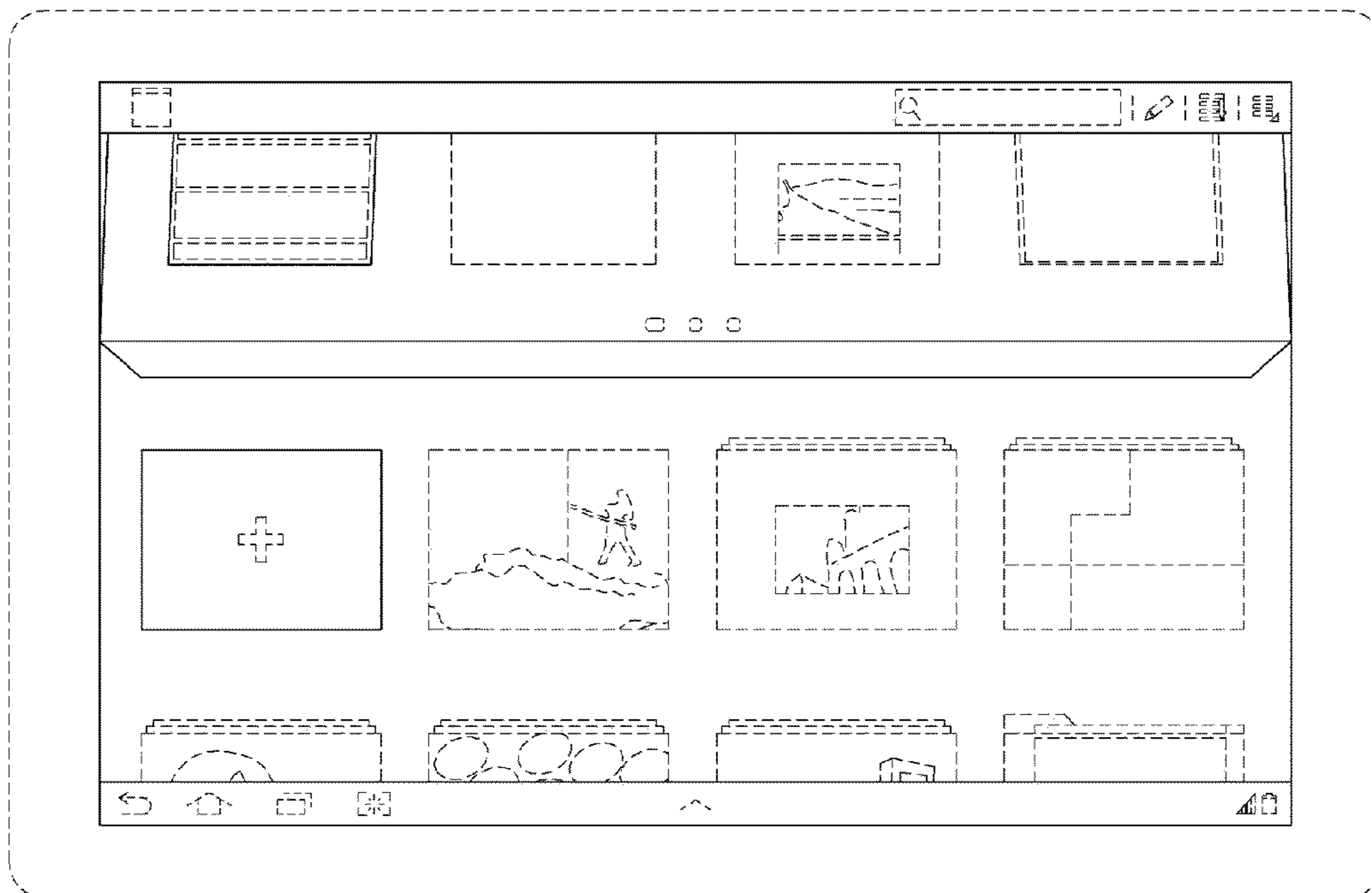


FIG. 6

