



US00D747306S

(12) **United States Design Patent**
Kim

(10) **Patent No.:** **US D747,306 S**
(45) **Date of Patent:** **** Jan. 12, 2016**

(54) **CASE FOR ELECTRONIC DEVICES**

(71) Applicant: **Dae-Young Kim**, Seoul (KR)

(72) Inventor: **Dae-Young Kim**, Seoul (KR)

(73) Assignee: **SPIGEN KOREA CO., LTD.**,
Geumcheon-Gu, Seoul (KR)

(**) Term: **14 Years**

(21) Appl. No.: **29/522,010**

(22) Filed: **Mar. 26, 2015**

Related U.S. Application Data

(63) Continuation of application No. 29/484,342, filed on Mar. 7, 2014, now Pat. No. Des. 741,845.

(51) **LOC (10) Cl.** **14-03**

(52) **U.S. Cl.**
USPC **D14/250**

(58) **Field of Classification Search**
USPC D14/238.1, 250, 440, 203.3–203.7, 217,
D14/240, 248, 251–253, 447, 496; D3/201,
D3/218, 247, 269, 273, 301, 303;
D13/103, 107–108, 119

CPC A45C 1/06; A45C 11/00; A45C 13/02;
A45C 2011/002; A45F 5/02; A45F 2005/026;
A45F 2200/0525; A45F 2200/0516; H04B
1/3888; H04M 1/0283; H04M 1/0202
See application file for complete search history.

(56) **References Cited**

U.S. PATENT DOCUMENTS

- 7,337,565 B2 * 3/2008 Tsutsumi G02F 1/134327
340/815.53
- D582,149 S * 12/2008 Tan D3/201
- 7,782,610 B2 * 8/2010 Diebel G06F 1/1628
361/679.41
- D668,245 S * 10/2012 Bau D14/132
- D671,932 S * 12/2012 Azoulay D14/250

- D671,933 S * 12/2012 Rodgers D14/250
- D674,792 S * 1/2013 Magness D14/250
- D681,621 S * 5/2013 Magness D14/250
- D681,622 S * 5/2013 Melanson D14/250
- D684,149 S * 6/2013 Chang D14/250
- D685,358 S * 7/2013 Armstrong D14/250
- 8,567,599 B2 * 10/2013 Beatty A45C 11/00
206/320
- D703,656 S * 4/2014 Witter D14/250
- D704,684 S * 5/2014 Yeh D14/248
- D709,510 S * 7/2014 Soare D14/440

(Continued)

OTHER PUBLICATIONS

Review of Spigen Neo Hybrid Series Case for iPhone 5 / 5S; published Aug. 16, 2014; URL:<http://www.dailymotion.com/video/x23u5b7_iphone-5s-case-spigen-neo-hybrid-series-for-iphone-5-5s_lifestyle>, retrieved from internet on Nov. 10 2015.*

Primary Examiner — Carla Jobe Wright

(74) *Attorney, Agent, or Firm* — East West Law Group;
Heedong Chae

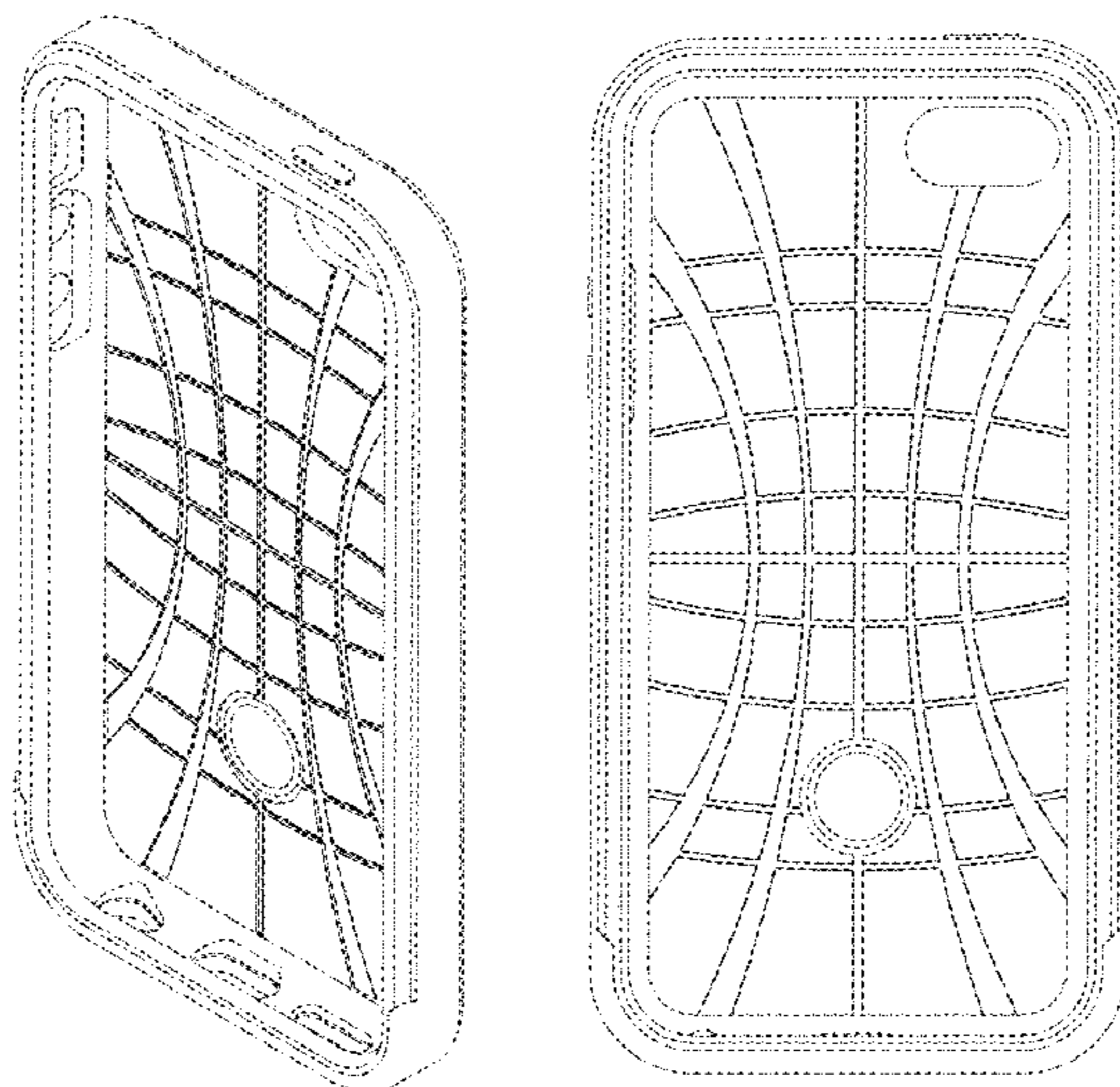
(57) **CLAIM**

The ornamental design for a case for electronic devices, as shown and described.

DESCRIPTION

FIG. 1 is a front perspective view of a case for electronic devices showing my new design;
FIG. 2 is a front elevational view thereof;
FIG. 3 is a rear elevational view thereof;
FIG. 4 is a top plan view thereof;
FIG. 5 is a bottom plan view thereof;
FIG. 6 is a right side elevational view thereof;
FIG. 7 is a left side elevational view thereof; and,
FIG. 8 is an exploded view thereof in which the components of the case are shown separated for clarity of disclosure.
The broken line showing of environment, including symbols of “+” and “-”, is for illustrative purposes only and forms no part of the claimed design.

1 Claim, 6 Drawing Sheets



US D747,306 S

Page 2

(56)

References Cited

U.S. PATENT DOCUMENTS

9,049,283 B1 * 6/2015 Kim H04M 1/21
D741,845 S * 10/2015 Kim D14/250
2012/0303520 A1 * 11/2012 Huang H01M 10/46
705/39
2013/0220847 A1 * 8/2013 Fisher B65D 25/005
206/216

2013/0257240 A1 * 10/2013 Hong H04B 1/3888
312/223.1
2014/0069825 A1 * 3/2014 Macrina B65D 81/022
206/37
2014/0141846 A1 * 5/2014 Weaver, III H04M 1/035
455/575.1
2015/0001104 A1 * 1/2015 Kim A45C 11/00
206/37

* cited by examiner

FIG. 1

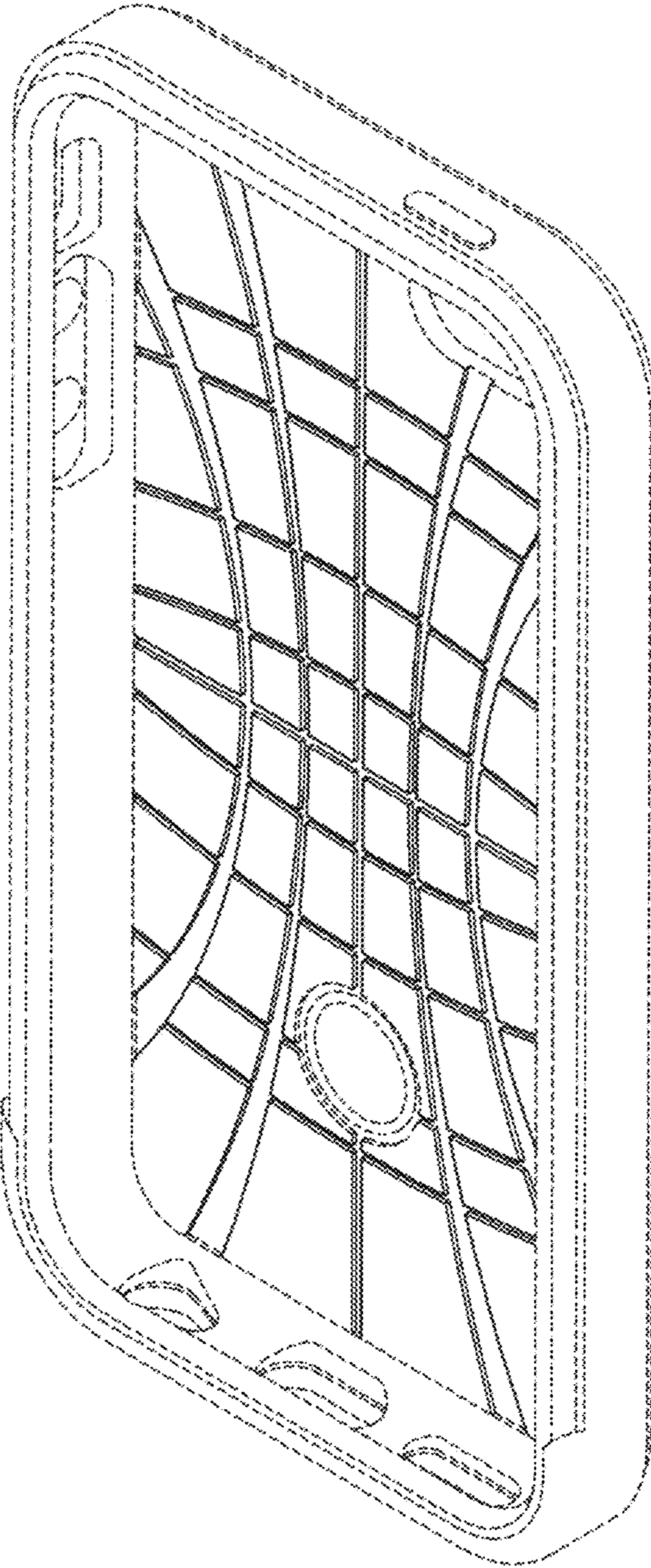


FIG.2




FIG. 3




FIG. 4




FIG. 5




FIG.6




FIG.7




FIG. 8

