



US00D747288S

(12) **United States Design Patent**  
**Han**

(10) **Patent No.:** **US D747,288 S**  
(45) **Date of Patent:** **\*\* Jan. 12, 2016**

(54) **DIGITAL AUDIO PLAYER**  
(71) Applicant: **IRIVER LIMITED**, Seoul (KR)  
(72) Inventor: **Jeong Beom Han**, Seoul (KR)  
(73) Assignee: **IRIVER LIMITED**, Seoul (KR)  
(\*\*) Term: **14 Years**  
(21) Appl. No.: **29/491,267**  
(22) Filed: **May 19, 2014**

6,977,675 B2 \* 12/2005 Kotzin ..... G06F 1/1626  
345/156  
D535,281 S \* 1/2007 Yang ..... D14/203.3  
D610,568 S \* 2/2010 Yu ..... D14/203.1  
7,856,255 B2 \* 12/2010 Tsuchiya ..... G06F 1/1616  
200/11 TW  
D662,489 S \* 6/2012 Yeo ..... D14/203.3  
D662,948 S \* 7/2012 Liang ..... D14/203.1  
D681,056 S \* 4/2013 Akana ..... D14/203.3  
D699,701 S \* 2/2014 Kim ..... D14/203.7  
D717,270 S \* 11/2014 Huang ..... D14/203.3  
D717,763 S \* 11/2014 Han ..... D14/203.7

\* cited by examiner

(30) **Foreign Application Priority Data**  
Apr. 18, 2014 (KR) ..... 30-2014-0019618  
(51) **LOC (10) Cl.** ..... **14-03**  
(52) **U.S. Cl.**  
USPC ..... **D14/203.3**; D14/203.7; D14/496  
(58) **Field of Classification Search**  
USPC ..... D21/324-333; D14/341-346, 356, 432,  
D14/496, 207.3, 203.7, 507, 399-401;  
273/148 B; 463/1, 29-47;  
345/156-161, 168, 169, 172; 341/22,  
341/23  
CPC ..... A63F 9/00; A63F 9/24; A63F 13/00;  
G06F 17/00; G06F 19/00; G06F 17/32;  
H01H 9/20  
See application file for complete search history.

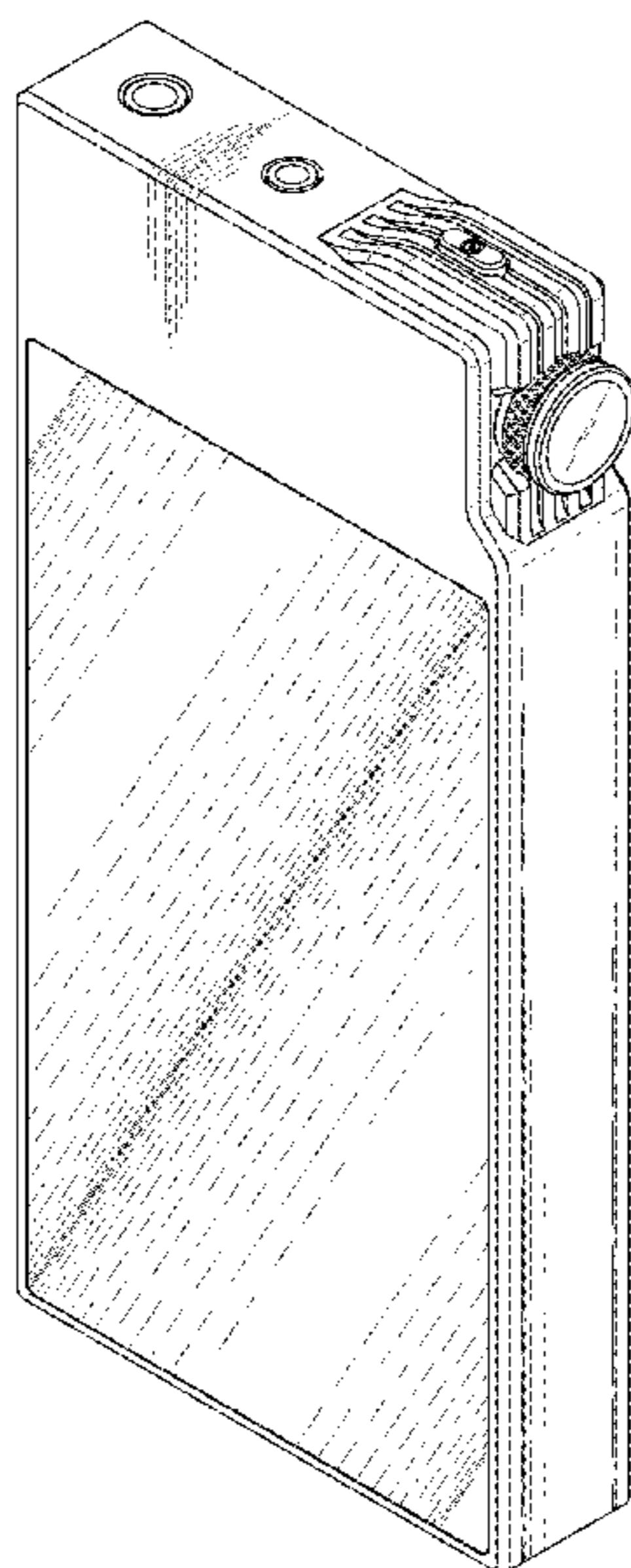
*Primary Examiner* — Prabhakar Deshmukh  
(74) *Attorney, Agent, or Firm* — Li & Cai Intellectual  
Property (USA) Office

(56) **References Cited**  
U.S. PATENT DOCUMENTS  
D270,062 S \* 8/1983 Ackeret ..... 40/513  
5,825,408 A \* 10/1998 Yuyama ..... H04N 19/126  
348/14.01  
5,859,594 A \* 1/1999 King ..... G08B 5/225  
340/7.43

(57) **CLAIM**  
The ornamental design for a digital audio player, as shown  
and described.

**DESCRIPTION**  
FIG. 1 is a perspective view of a digital audio player showing  
my new design;  
FIG. 2 is a front side view of the digital audio player shown in  
FIG. 1;  
FIG. 3 is a rear side view of the digital audio player shown in  
FIG. 1;  
FIG. 4 is a left side view of the digital audio player shown in  
FIG. 1;  
FIG. 5 is a right side view of the digital audio player shown in  
FIG. 1;  
FIG. 6 is a top view of the digital audio player shown in FIG.  
1; and,  
FIG. 7 is a bottom view of the digital audio player shown in  
FIG. 1.

**1 Claim, 7 Drawing Sheets**



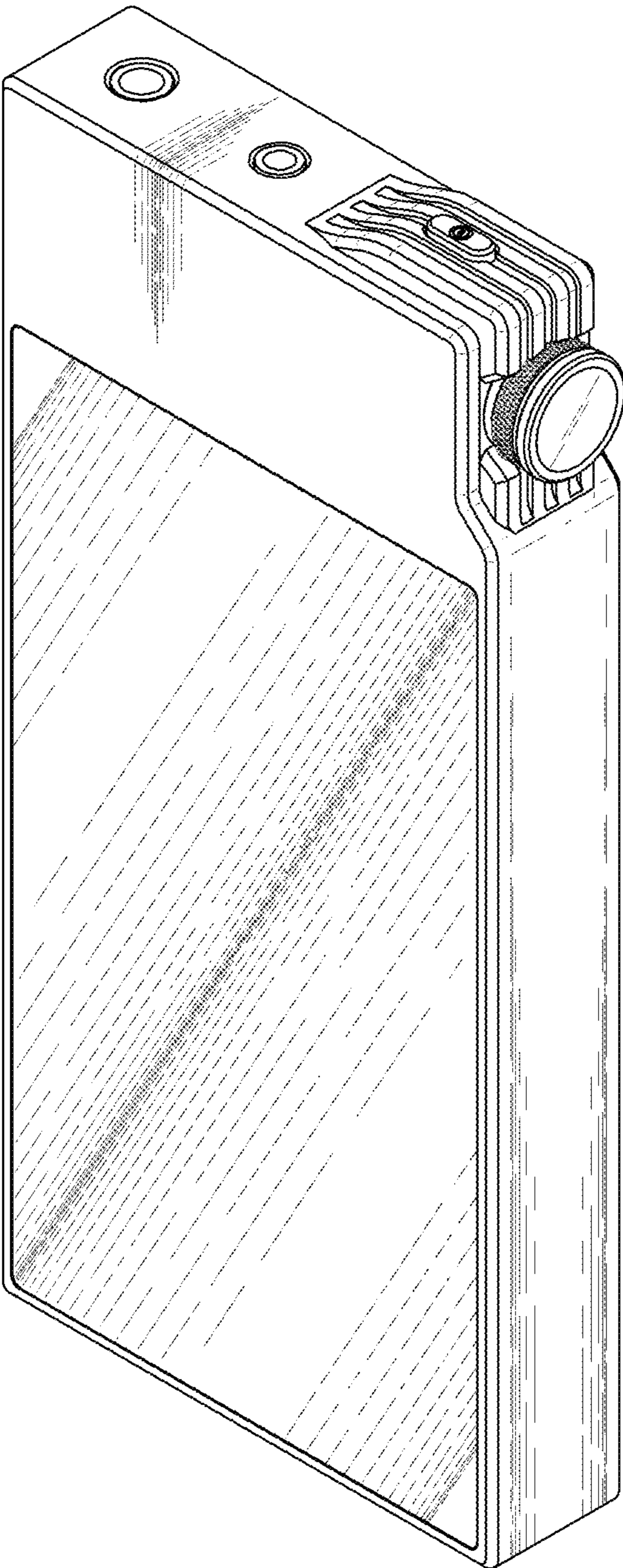


Fig. 1

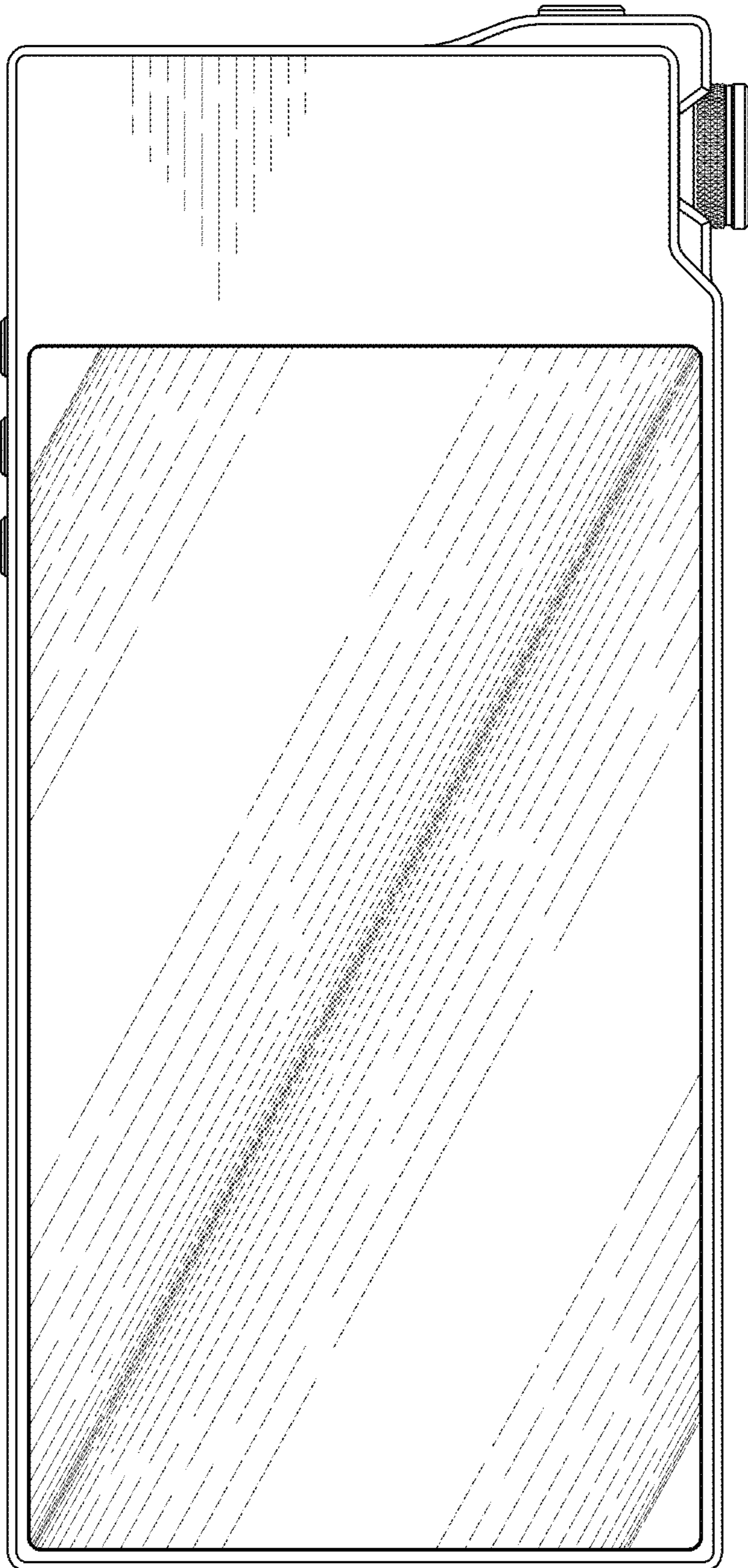


Fig. 2




Fig. 3




Fig. 4

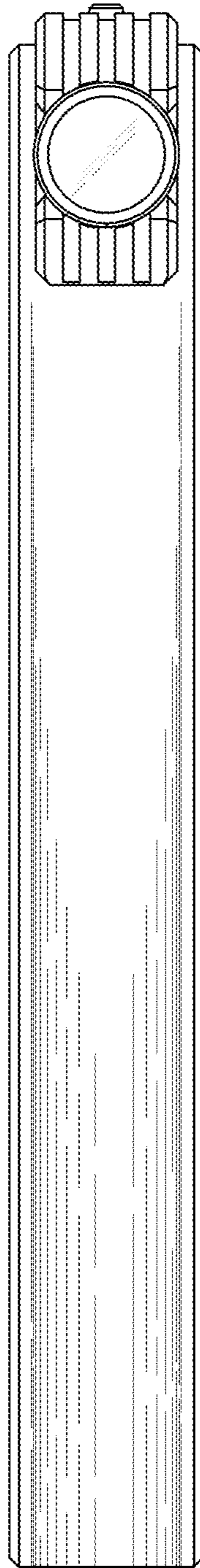


Fig. 5

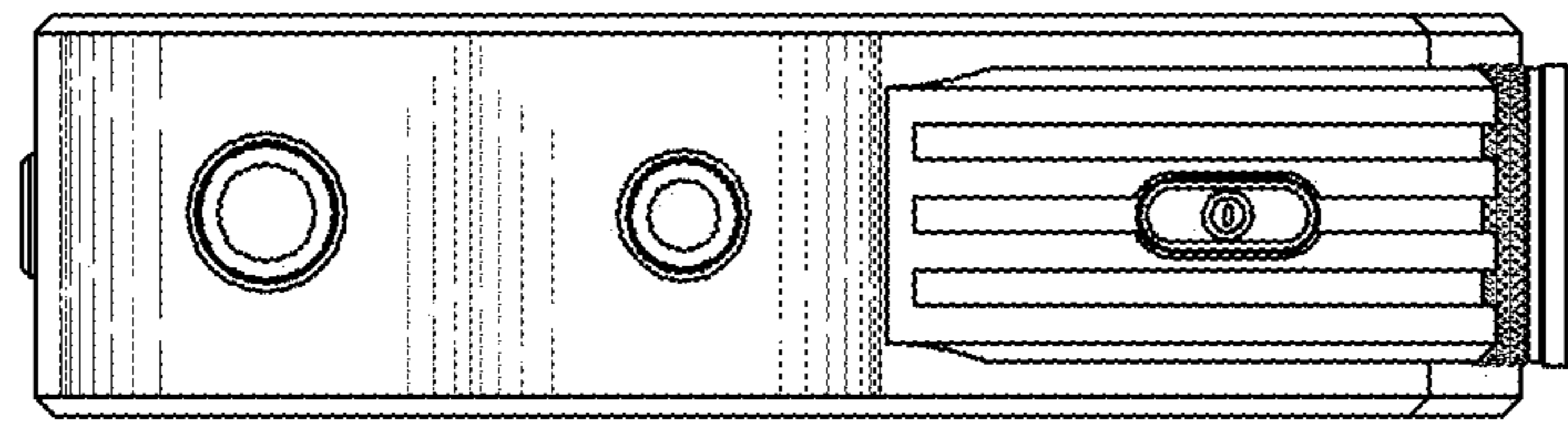


Fig. 6

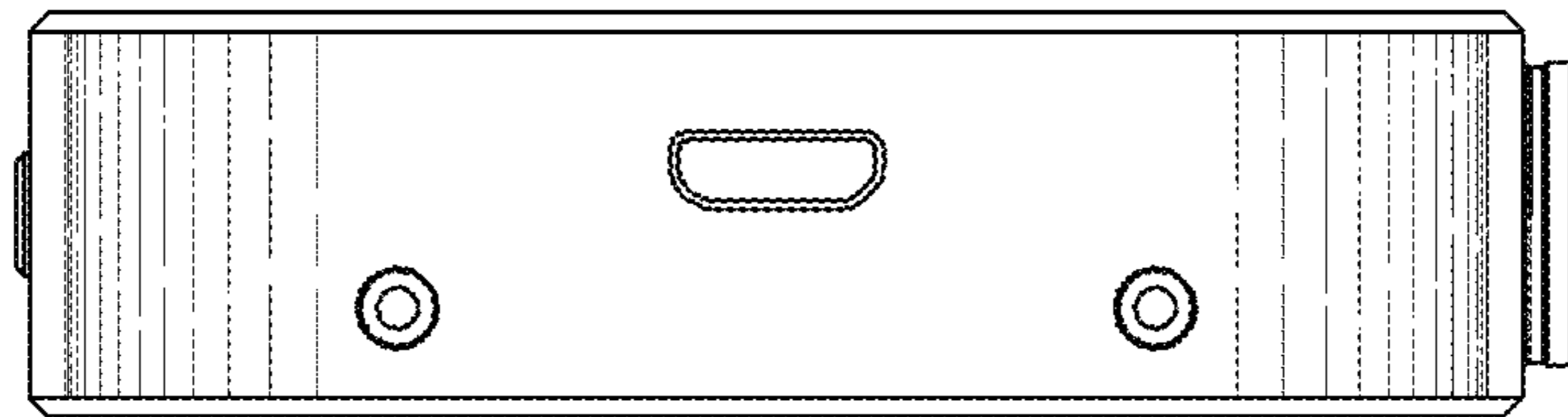


Fig. 7