

US00D747268S

(12) **United States Design Patent**
Kim et al.

(10) **Patent No.:** **US D747,268 S**
(45) **Date of Patent:** **** Jan. 12, 2016**

(54) **COIL FOR WIRELESS CHARGER**

(56) **References Cited**

(71) Applicant: **Samsung Electronics Co., Ltd.**,
Suwon-si, Gyeonggi-do (KR)
(72) Inventors: **Do-Won Kim**, Suwon-si (KR); **Kyu-Sub Kwak**, Seoul (KR); **Sung-Bum Park**,
Suwon-si (KR); **Keum-Su Song**, Seoul
(KR); **Kyung-Woo Lee**, Seoul (KR)
(73) Assignee: **SAMSUNG ELECTRONICS CO., LTD.** (KR)

U.S. PATENT DOCUMENTS

D423,028 S *	4/2000	Okura	D15/199
6,114,937 A *	9/2000	Burghartz	H01F 17/0006 336/200
D452,220 S *	12/2001	Robson	D13/182
D454,839 S *	3/2002	Hoglund	D13/118
D469,842 S *	2/2003	Hoo	D22/122
D596,564 S *	7/2009	Ueki	D13/117
D669,031 S *	10/2012	Wagatsuma	D13/117
2013/0069753 A1 *	3/2013	Kurs	H01F 5/003 336/200

(**) Term: **14 Years**

* cited by examiner

(21) Appl. No.: **29/488,639**

Primary Examiner — Derrick Holland

(22) Filed: **Apr. 22, 2014**

(74) *Attorney, Agent, or Firm* — Cantor Colburn LLP

(30) **Foreign Application Priority Data**

(57) **CLAIM**

We claim, The ornamental design for a coil for wireless charger, as shown and described.

Dec. 16, 2013 (EP) 002370379-0001

DESCRIPTION

(51) **LOC (10) Cl.** **13-02**

FIG. 1 is a perspective view of a coil for wireless charger, showing our new design;

(52) **U.S. Cl.**

USPC **D13/117**

FIG. 2 is a front elevation view thereof;

(58) **Field of Classification Search**

USPC D13/117, 113, 122, 118, 182, 183, 199;
320/108; D7/407, 408; D15/5, 199;
D22/122; 242/160.1, 160.4, 360;
335/13, 134, 136, 213, 282; 336/15,
336/69, 70, 139, 174, 198

FIG. 3 is a rear elevation view thereof;

FIG. 4 is a side elevation view thereof;

FIG. 5 is another side elevation view thereof;

FIG. 6 is a top plan view thereof;

FIG. 7 is a bottom plan view thereof; and,

FIG. 8 is a perspective view thereof, shown in environmental use.

CPC H01F 27/34; H01F 27/362; H01F 38/14;
H01F 17/0006; H01F 5/003; H02J 3/12;
H02J 5/005

The broken lines in the figures are for environmental purposes only and form no part of the claimed design.

See application file for complete search history.

1 Claim, 5 Drawing Sheets




FIG. 1




FIG. 2




FIG. 3

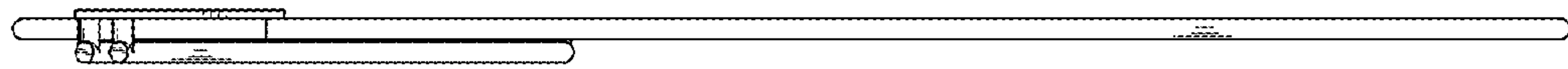


FIG. 4




FIG. 5




FIG. 6

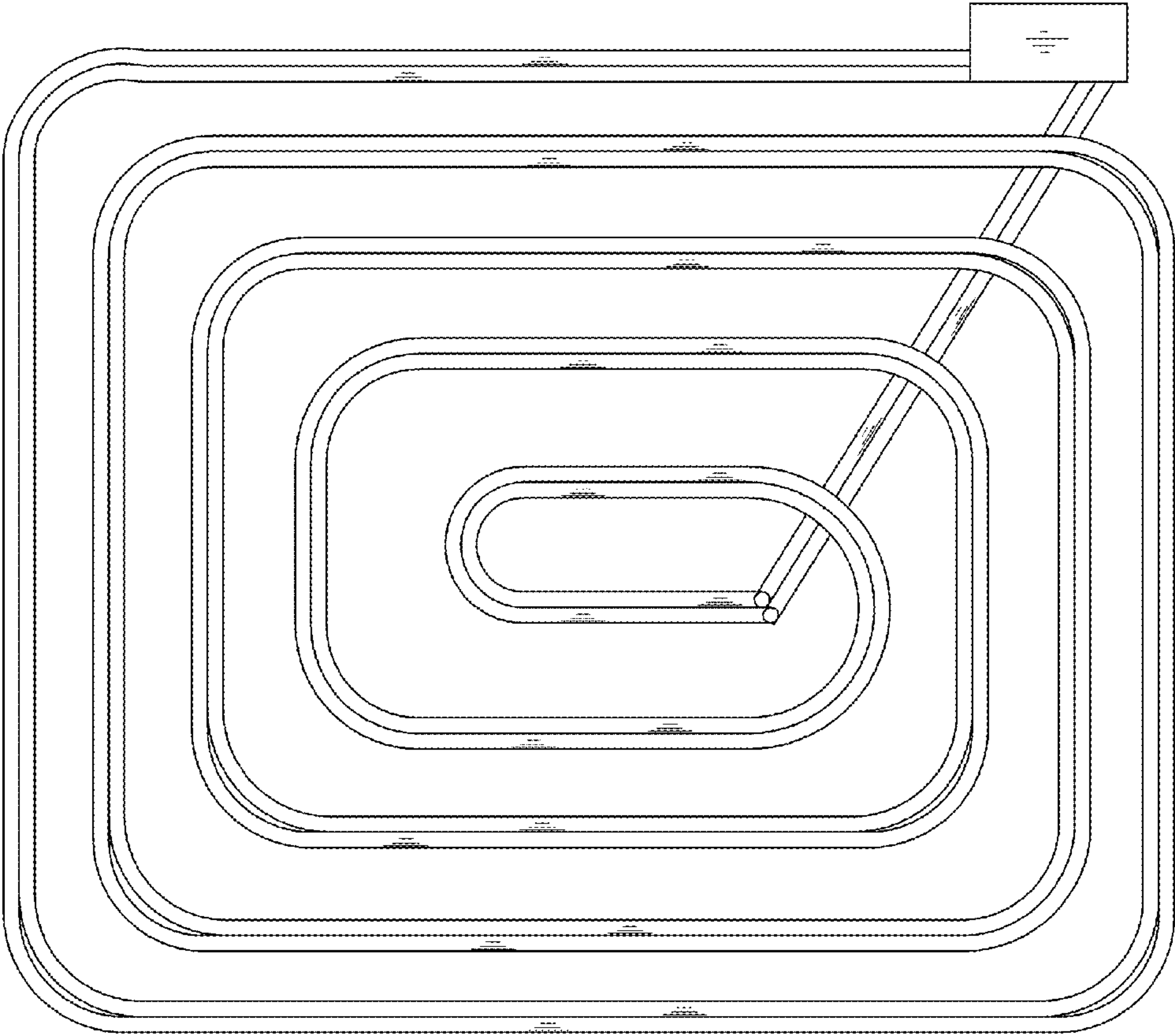


FIG. 7

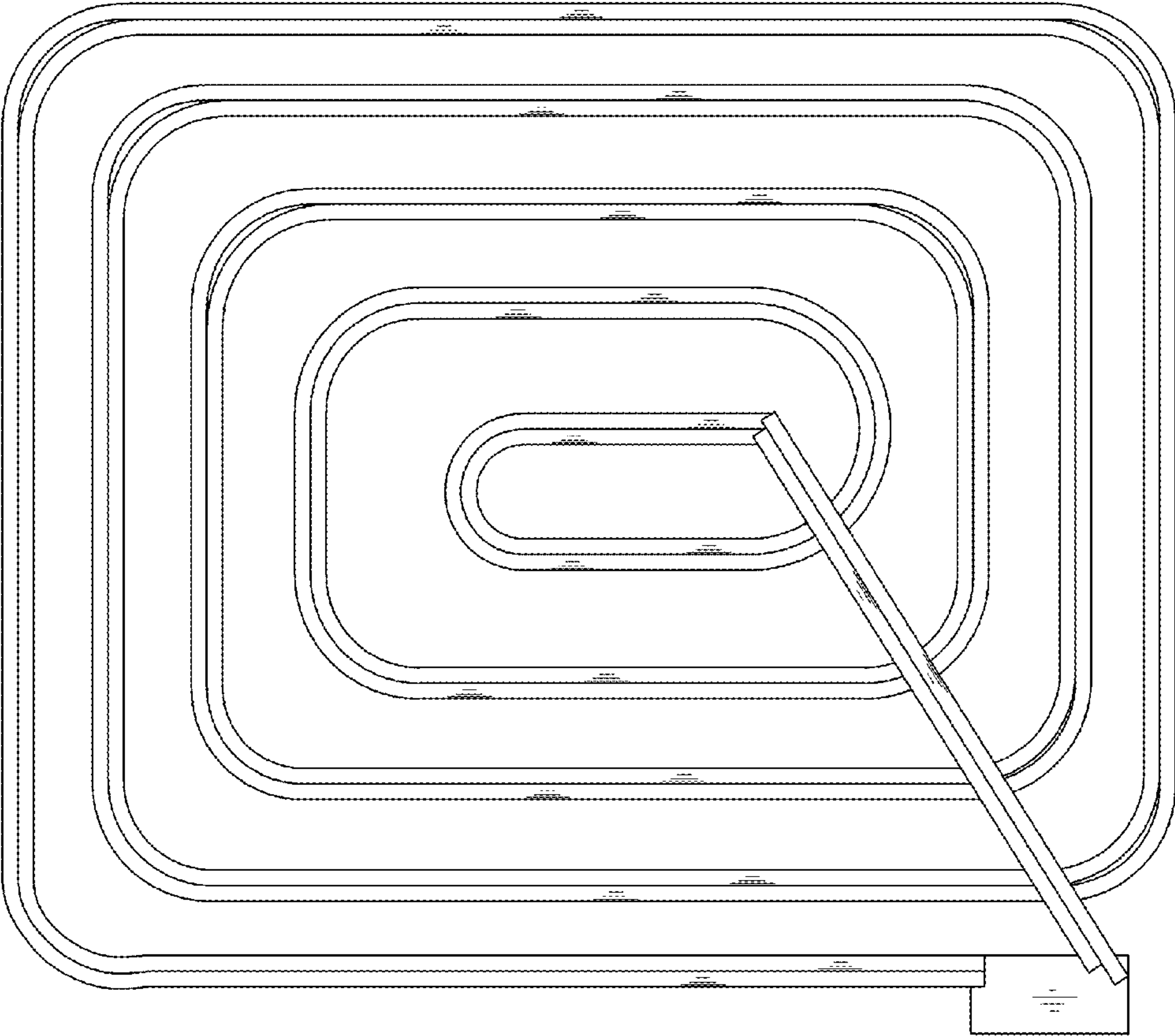


FIG. 8

