



US00D747266S

(12) **United States Design Patent**  
**Nakaeda**

(10) **Patent No.:** **US D747,266 S**  
(45) **Date of Patent:** **\*\* Jan. 12, 2016**

(54) **CHARGER**

(71) Applicant: **TOSHIBA TEC KABUSHIKI**  
**KAISHA**, Shinagawa-ku, Tokyo (JP)

(72) Inventor: **Masayuki Nakaeda**, Kanagawa-ken (JP)

(73) Assignee: **TOSHIBA TEC KABUSHIKI**  
**KAISHA**, Tokyo (JP)

(\*\*) Term: **14 Years**

(21) Appl. No.: **29/454,345**

(22) Filed: **May 9, 2013**

(30) **Foreign Application Priority Data**

Nov. 15, 2012 (JP) ..... D2012-27933

(51) **LOC (10) Cl.** ..... **13-02**

(52) **U.S. Cl.**  
USPC ..... **D13/108**

(58) **Field of Classification Search**  
USPC ..... D13/107–110, 118–119, 184, 199;  
D14/251, 253, 432, 434; 320/107–115,  
320/128, 137–140  
See application file for complete search history.

(56) **References Cited**

**U.S. PATENT DOCUMENTS**

D360,723 S \* 7/1995 Kasai et al. .... D32/73  
D540,802 S \* 4/2007 Hussaini et al. .... D14/434

D545,319 S \* 6/2007 Griffin ..... D14/434  
D610,985 S \* 3/2010 Fahrendorff ..... D13/108  
D623,132 S \* 9/2010 Yano ..... D13/108  
D630,579 S \* 1/2011 Fahrendorff et al. .... D13/108  
D631,008 S \* 1/2011 Kuroda et al. .... D13/108  
D647,525 S \* 10/2011 Seto ..... D14/434  
D672,350 S \* 12/2012 Gioscia et al. .... D14/434  
D675,154 S \* 1/2013 Nam et al. .... D13/108  
D693,814 S \* 11/2013 Park ..... D14/434

\* cited by examiner

*Primary Examiner* — Rosemary K Tarcza

(74) *Attorney, Agent, or Firm* — Foley & Lardner LLP

(57) **CLAIM**

The ornamental design for a charger, as shown and described.

**DESCRIPTION**

FIG. 1 is a front view of a charger, showing my new design;  
FIG. 2 is a rear view thereof;  
FIG. 3 is a top view thereof;  
FIG. 4 is a bottom view thereof;  
FIG. 5 is a right side view thereof;  
FIG. 6 is a left side view thereof; and,  
FIG. 7 is a cross-section view of the claimed design of FIG. 1  
taken along line “7-7” of FIG. 3 which omits internal structure.

The broken lines in the drawings are for illustrative purposes only and form no part of the claimed design.

**1 Claim, 3 Drawing Sheets**

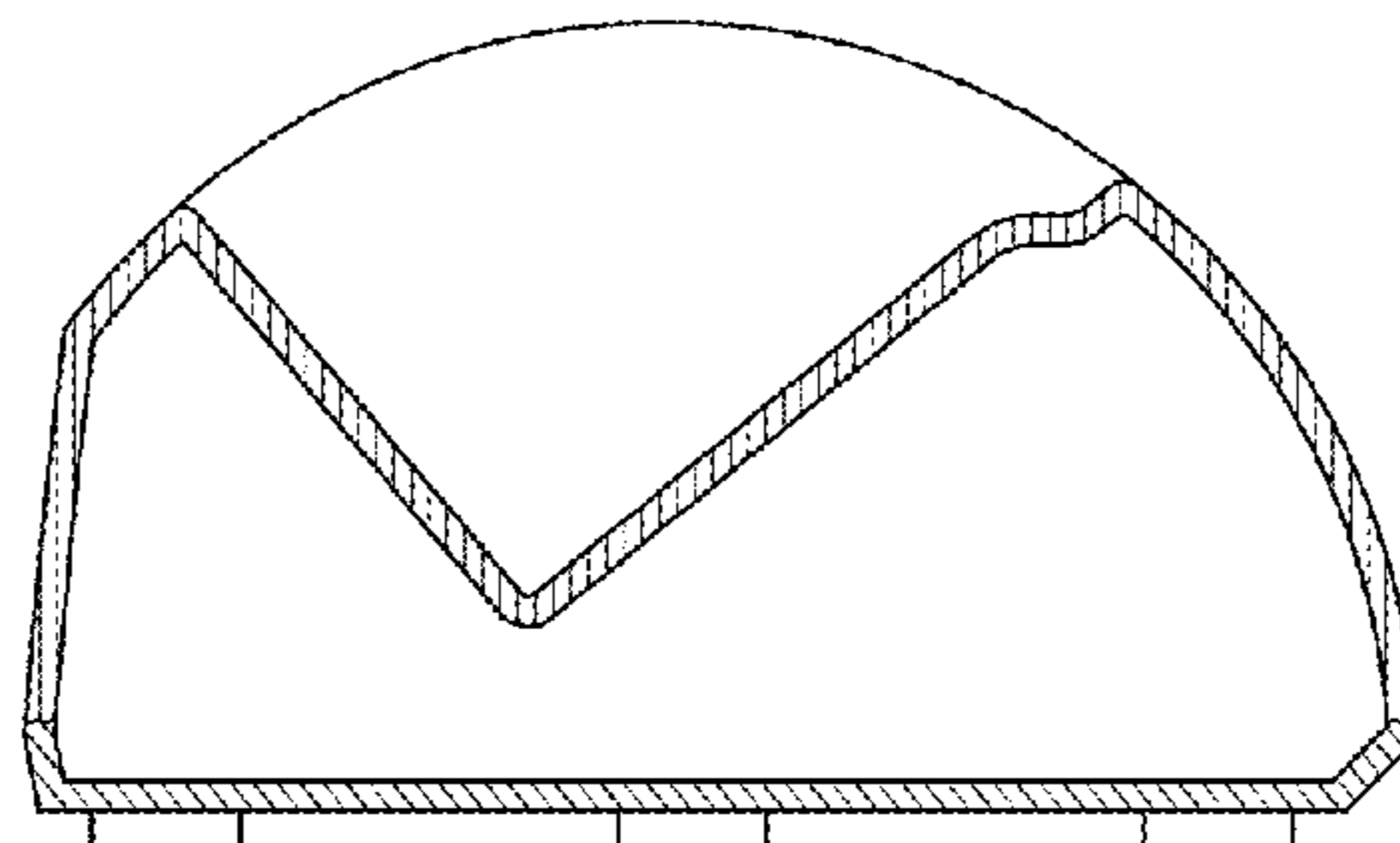
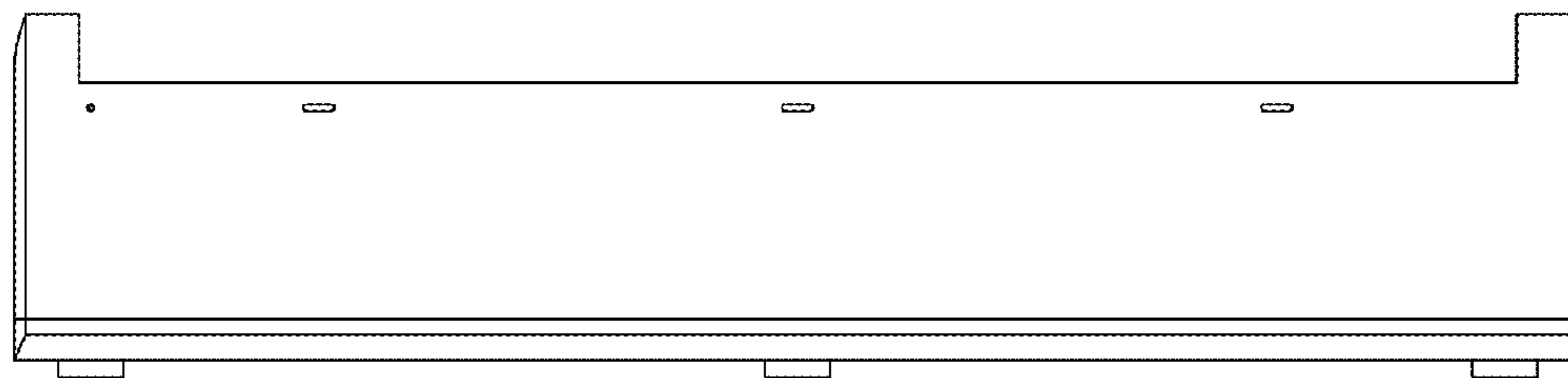


FIG. 1

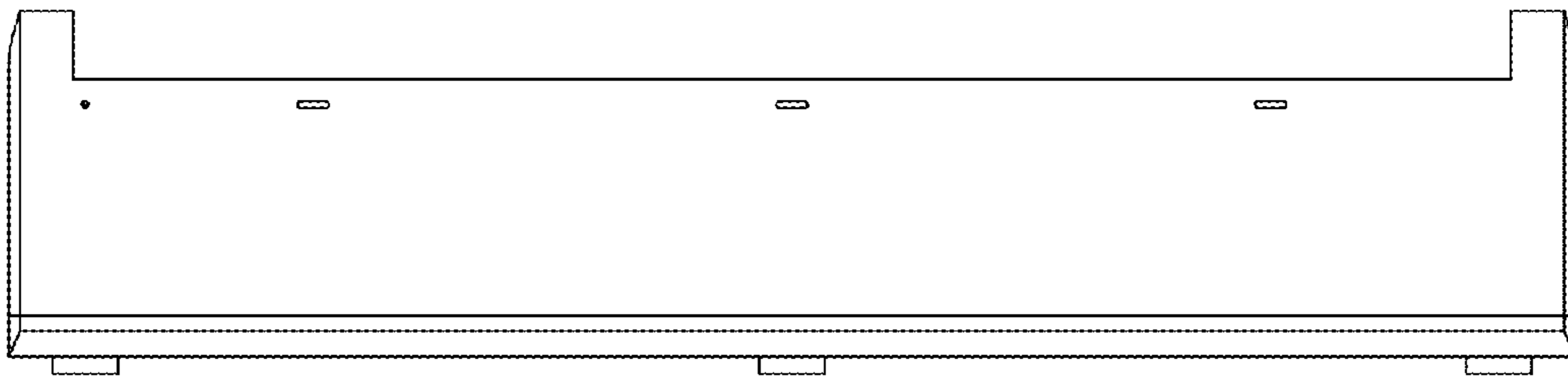


FIG. 2

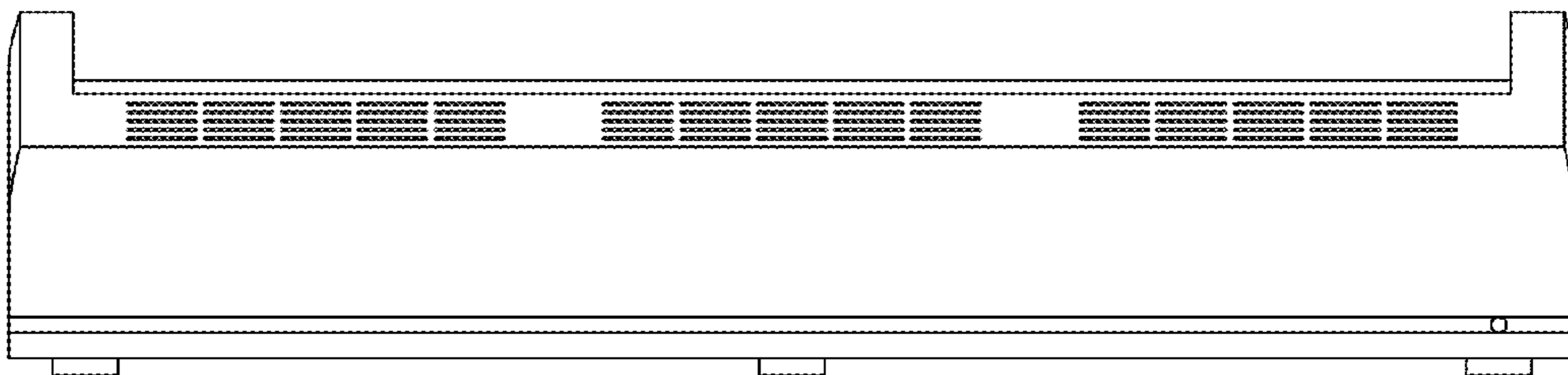


FIG. 3

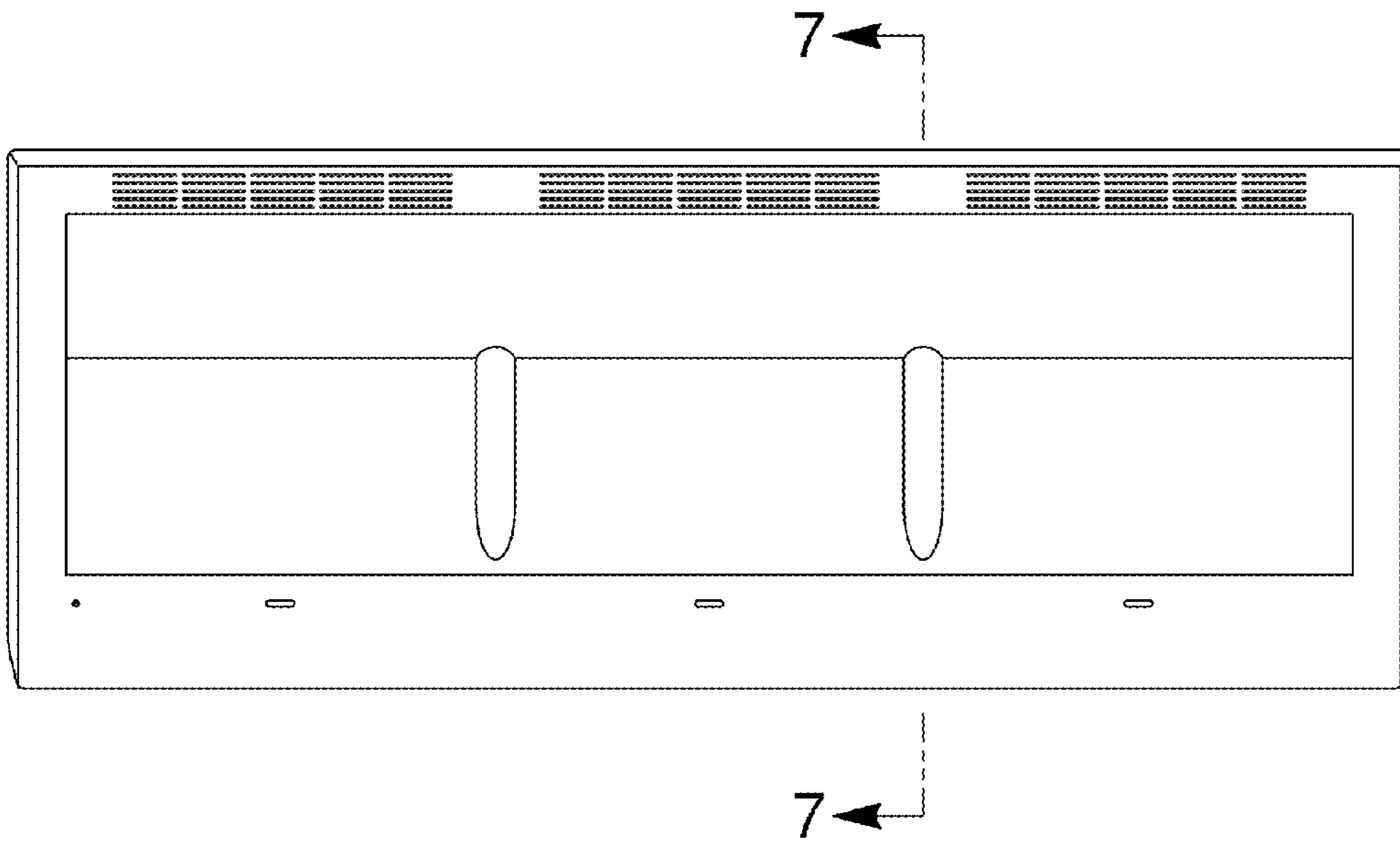


FIG. 4

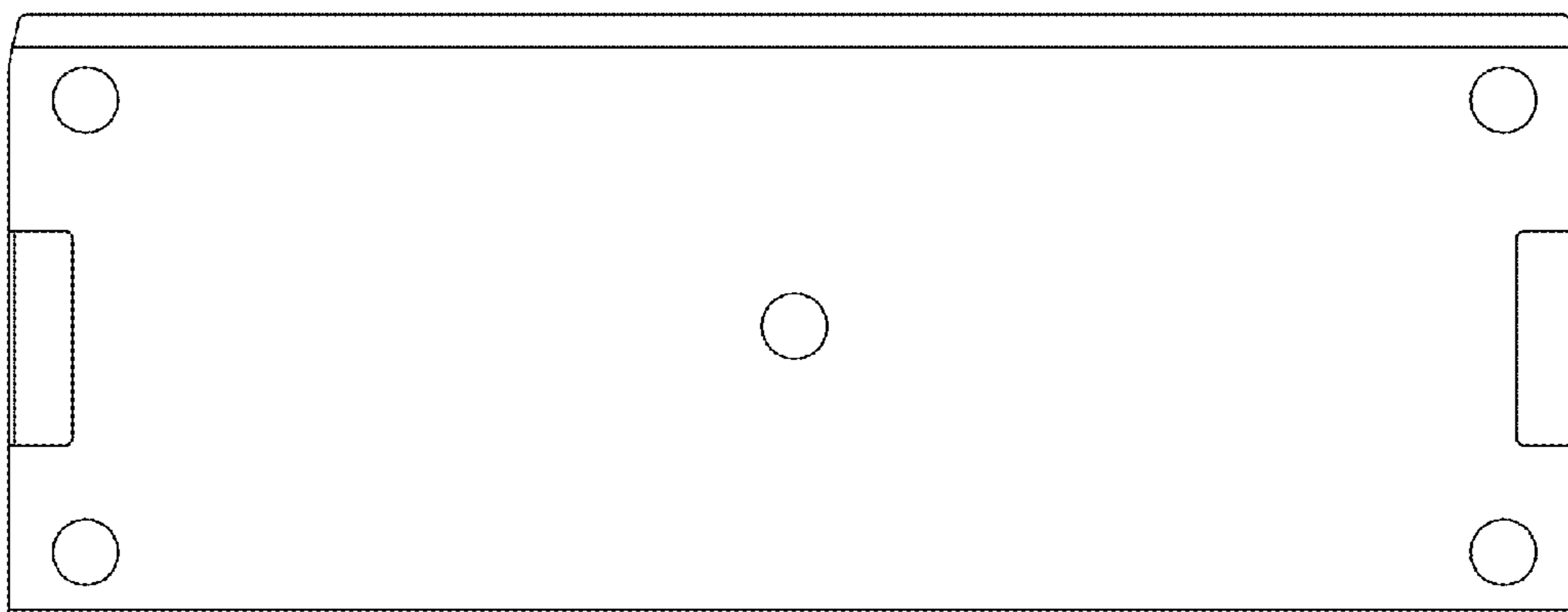


FIG. 5

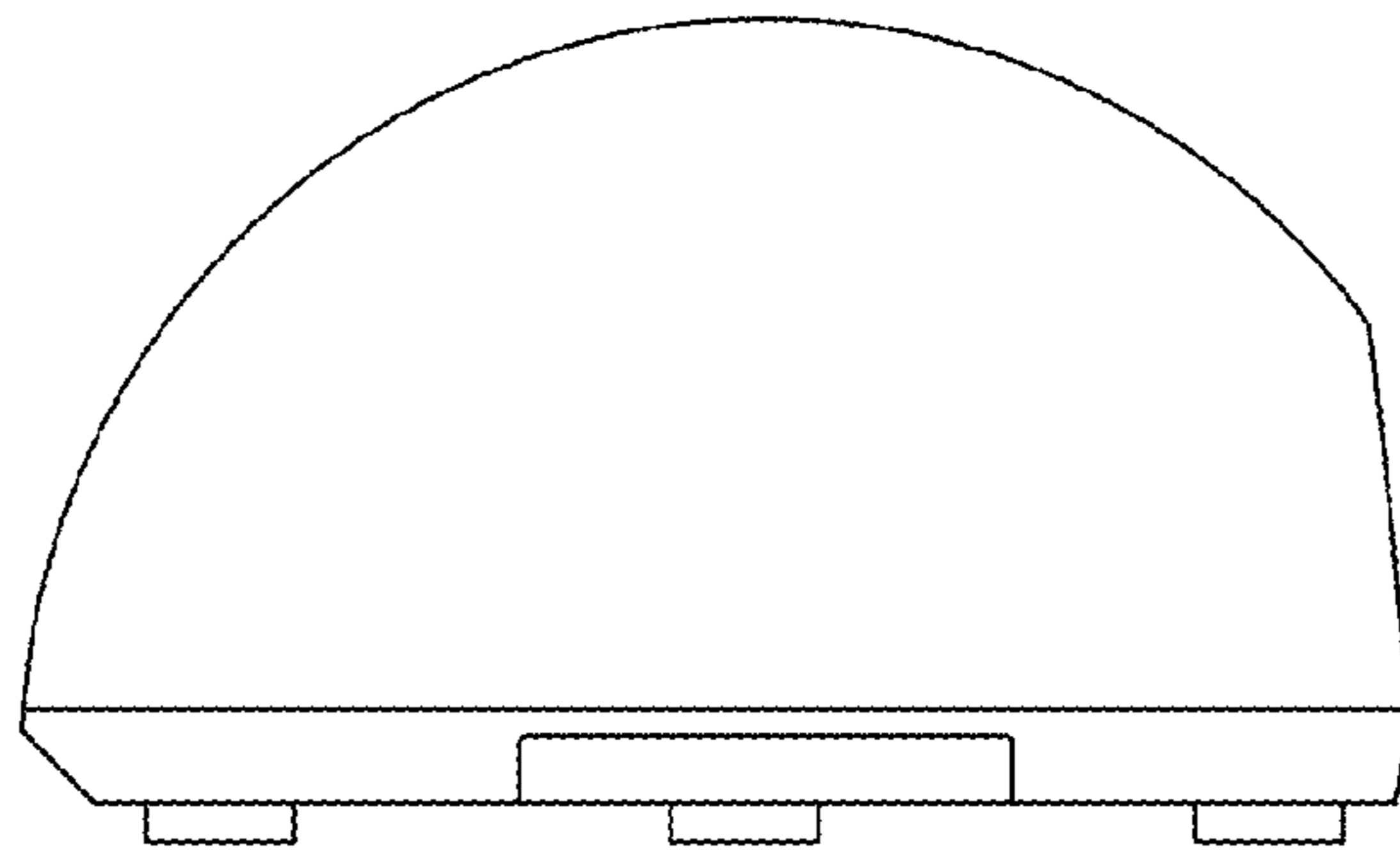


FIG. 6

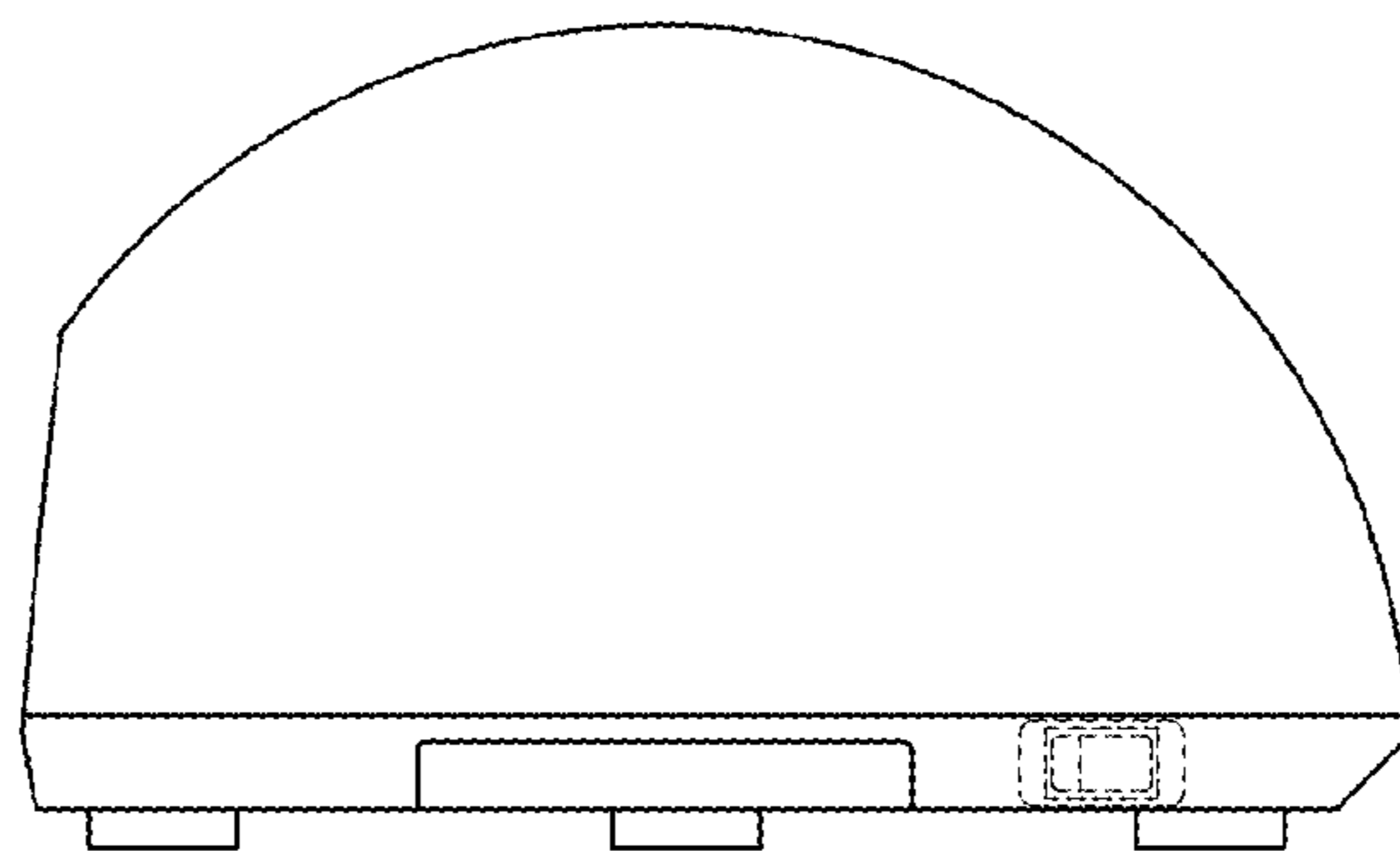


FIG. 7

