



US00D747247S

(12) **United States Design Patent**
Juergens et al.

(10) **Patent No.:** **US D747,247 S**
(45) **Date of Patent:** **** Jan. 12, 2016**

(54) **VEHICLE WHEEL**

(71) Applicant: **Bayerische Motoren Werke Aktiengesellschaft, Munich (DE)**

(72) Inventors: **Dirk Juergens, Munich (DE); Rainer Mueller, Munich (DE)**

(73) Assignee: **Bayerische Motoren Werke Aktiengesellschaft, Munich (DE)**

(**) Term: **14 Years**

(21) Appl. No.: **29/450,359**

(22) Filed: **Mar. 18, 2013**

(30) **Foreign Application Priority Data**

Sep. 20, 2012 (DE) 40 2012 100 805

(51) **LOC (10) Cl.** **12-16**

(52) **U.S. Cl.**
USPC **D12/209**

(58) **Field of Classification Search**
USPC D12/204-213
CPC B60B 7/00; B60B 7/02; B60B 7/04;
B60B 7/01; B60B 7/06; B60B 3/02; B60B
3/04; B60B 3/06; B60B 3/10; B60B 1/00;
B60B 1/08; B60B 1/10; B60B 1/12
See application file for complete search history.

(56) **References Cited**

U.S. PATENT DOCUMENTS

D466,853 S * 12/2002 Maifrini D12/211
D527,334 S * 8/2006 Hettler D12/211
D573,081 S * 7/2008 Kim et al. D12/211
D615,018 S * 5/2010 Truebsbach D12/211

D616,349 S * 5/2010 Kim D12/209
D620,423 S * 7/2010 Gallert D12/211
D620,873 S * 8/2010 Groom D12/211
D627,287 S * 11/2010 Gallert D12/209
D635,078 S 3/2011 Elmitt
D645,389 S 9/2011 Nissl
D651,550 S * 1/2012 Elmitt D12/209
D655,661 S 3/2012 Truebsbach
D667,768 S 9/2012 Elmitt
D697,008 S * 1/2014 Juergens et al. D12/209
D697,860 S * 1/2014 Borkert D12/211

FOREIGN PATENT DOCUMENTS

EM 001636978-0020 11/2010
EM 001754979-0001 11/2011
EM 001804675-0008 11/2011
EM 001846346-0004 8/2012

* cited by examiner

Primary Examiner — Stacia Cadmus

(74) *Attorney, Agent, or Firm* — Crowell & Moring LLP

(57) **CLAIM**

The ornamental design for a vehicle wheel, as shown and described.

DESCRIPTION

FIG. 1 is a perspective view of a vehicle wheel according to the design;
FIG. 2 is an additional perspective view thereof;
FIG. 3 is an additional perspective view thereof;
FIG. 4 is a front view thereof;
FIG. 5 is a rear view thereof in a lighter gray scale, representing environmental features that form no part of the claimed design; and,
FIG. 6 is a side view thereof.

1 Claim, 6 Drawing Sheets







Fig. 1



Fig. 2



Fig. 3



Fig. 4




Fig. 5




Fig. 6