



US00D747241S

(12) **United States Design Patent**
Frei et al.

(10) **Patent No.:** **US D747,241 S**
(45) **Date of Patent:** **** Jan. 12, 2016**

(54) **REAR PORTION OF A VEHICLE, TOY,
AND/OR REPLICAS THEREOF**

(71) Applicant: **Daimler AG**, Stuttgart (DE)

(72) Inventors: **Michael Frei**, Sindelfingen (DE);
Robert Lesnik, Leonberg (DE); **Slavche
Tanevski**, Munich (DE); **Gorden
Wagener**, Gaeufelden (DE)

(73) Assignee: **Daimler AG**, Stuttgart (DE)

(**) Term: **14 Years**

(21) Appl. No.: **29/515,466**

(22) Filed: **Jan. 23, 2015**

(30) **Foreign Application Priority Data**

Jul. 25, 2014 (WO) DM/084096

(51) **LOC (10) Cl.** **12-16**

(52) **U.S. Cl.**
USPC **D12/164**

(58) **Field of Classification Search**
USPC D12/86, 90-92, 164; D21/421, 433,
D21/434; 296/181.1, 181.5
CPC B62D 35/00; B62D 25/00; B62D 25/06;
B62D 25/08; B62D 33/00
See application file for complete search history.

(56) **References Cited**

U.S. PATENT DOCUMENTS

D575,676 S 8/2008 Pfeiffer
D615,464 S * 5/2010 Frei D12/164

D617,682 S * 6/2010 Frei D12/91
D643,348 S * 8/2011 Burki D12/164
D670,606 S * 11/2012 Frenzel D12/91
D671,033 S * 11/2012 Fetherston D12/91
D697,455 S * 1/2014 Kubota D12/164
D697,457 S * 1/2014 Kubota D12/164
D699,163 S * 2/2014 Janssen D12/164
D704,602 S * 5/2014 Frenzel D12/164

* cited by examiner

Primary Examiner — Melody N Brown

(74) *Attorney, Agent, or Firm* — Crowell & Moring LLP

(57) **CLAIM**

The ornamental design for a rear portion of a vehicle, toy,
and/or replicas thereof, as shown and described.

DESCRIPTION

This application contains subject matter related to the follow-
ing co-pending U.S. design patent application:

Application Ser. No. 29/517,181, filed Feb. 11, 2015 and
entitled "Taillight for a Vehicle";

Application Ser. No. 29/517,182, filed Feb. 11, 2015 and
entitled "Taillight for a Vehicle"; and

Application Ser. No. 29/515,462, filed herewith and entitled
"Vehicle, Toy, and/or Replicas Thereof".

FIG. 1 is a left, front perspective view of a rear portion of a
vehicle, toy, and/or replicas thereof according to the design;

FIG. 2 is a left side view thereof;


FIG. 3 is a right side view thereof;

FIG. 4 is a front view thereof; and,

FIG. 5 is a top view thereof.

The broken lines are for illustrative purposes only and form
no part of the claimed design.

1 Claim, 5 Drawing Sheets



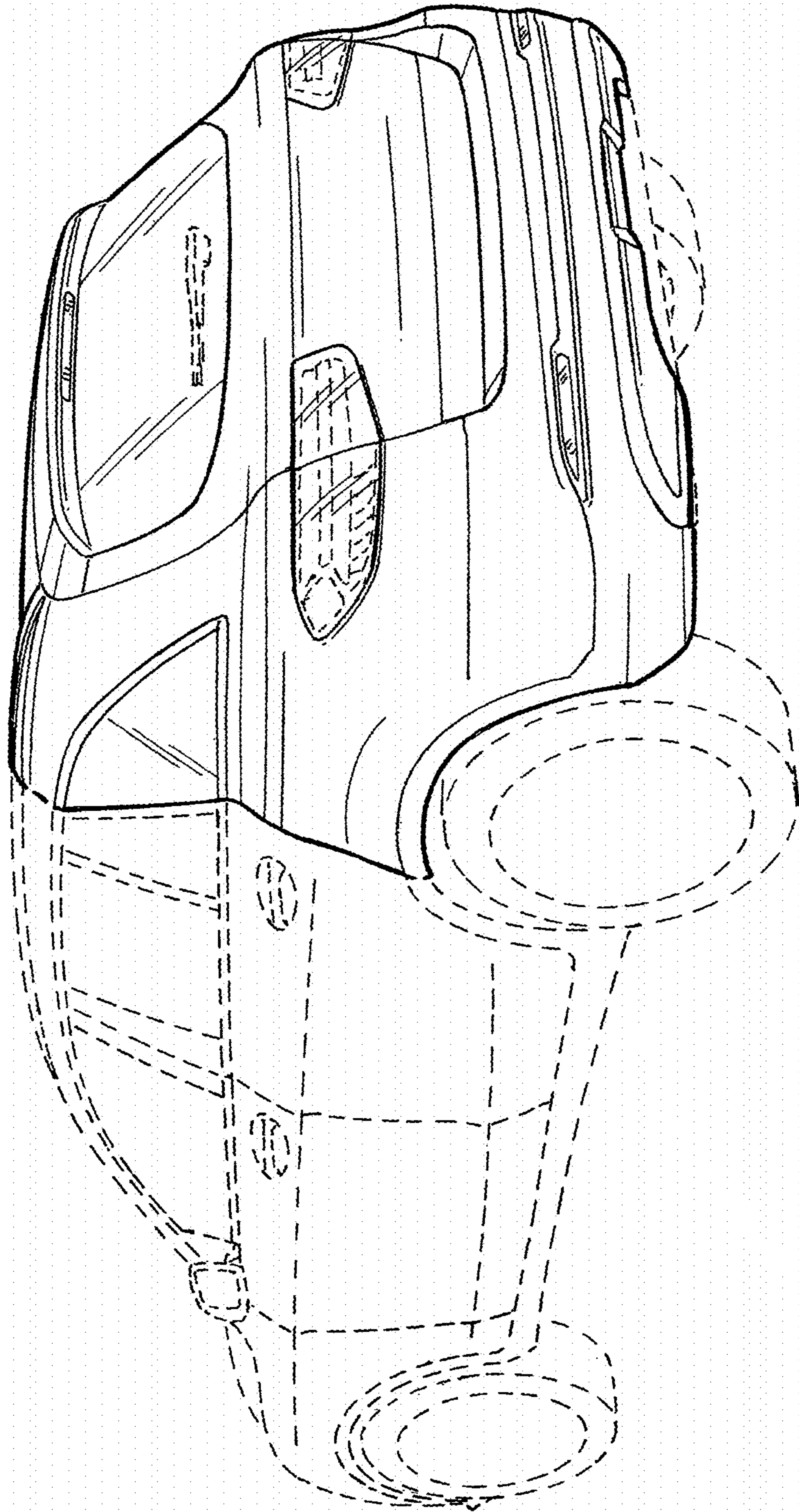


FIG. 1

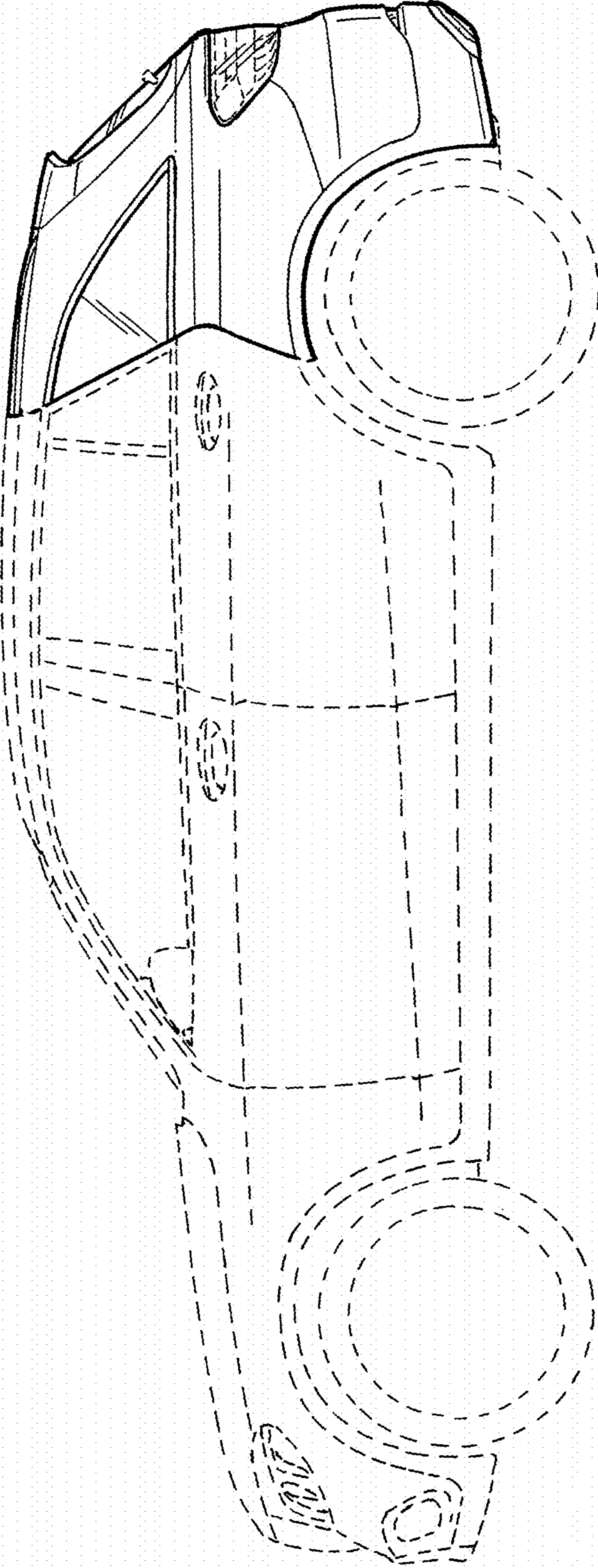


FIG. 2

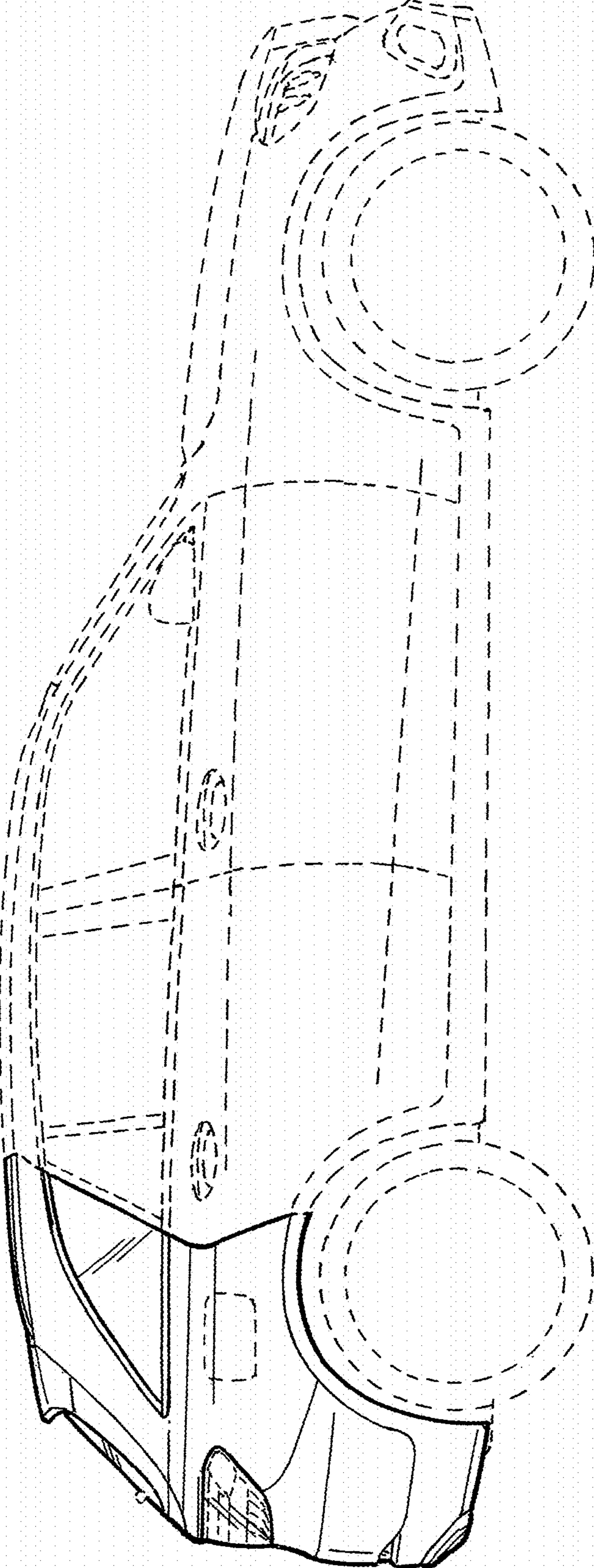


FIG. 3

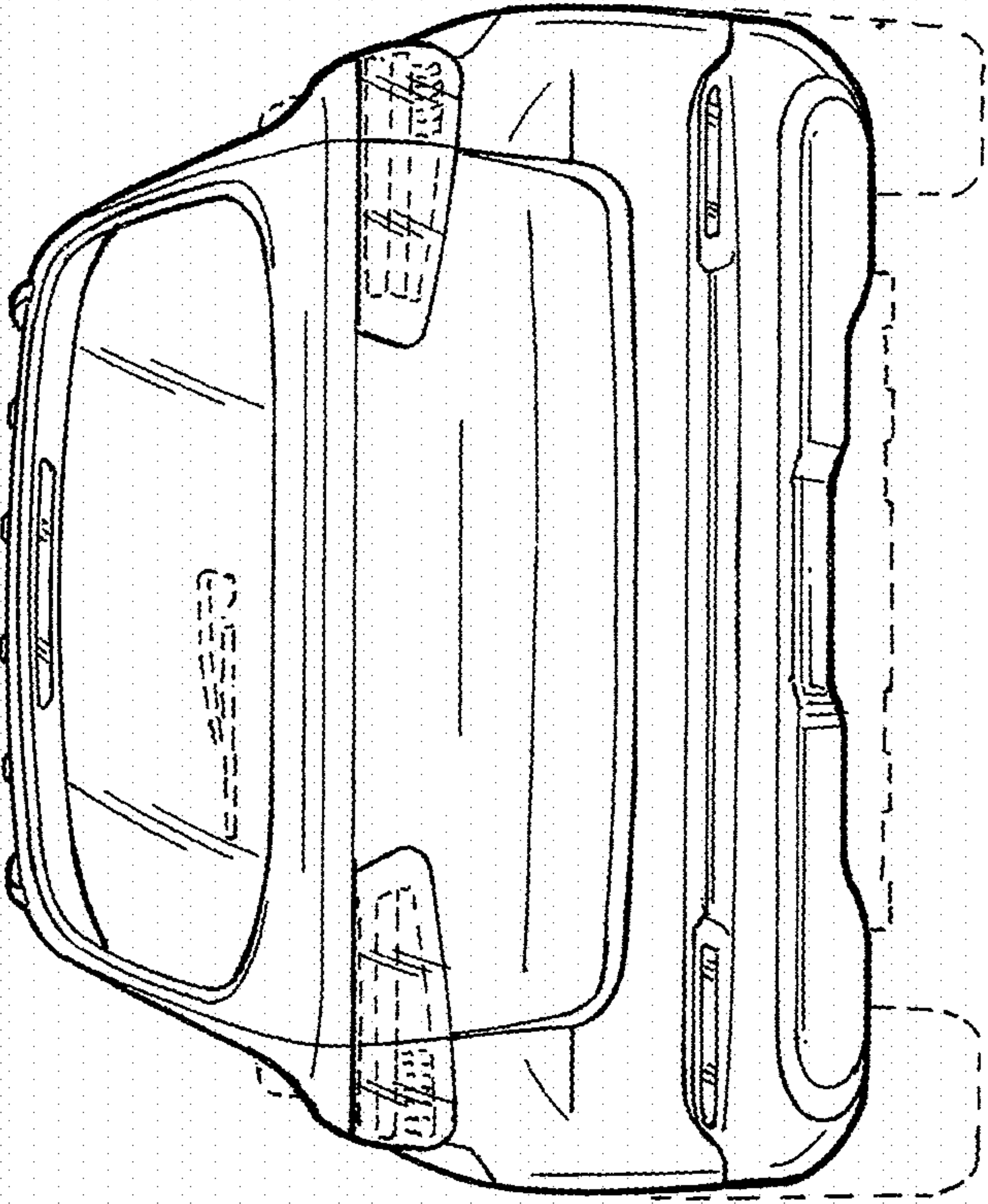


FIG. 4

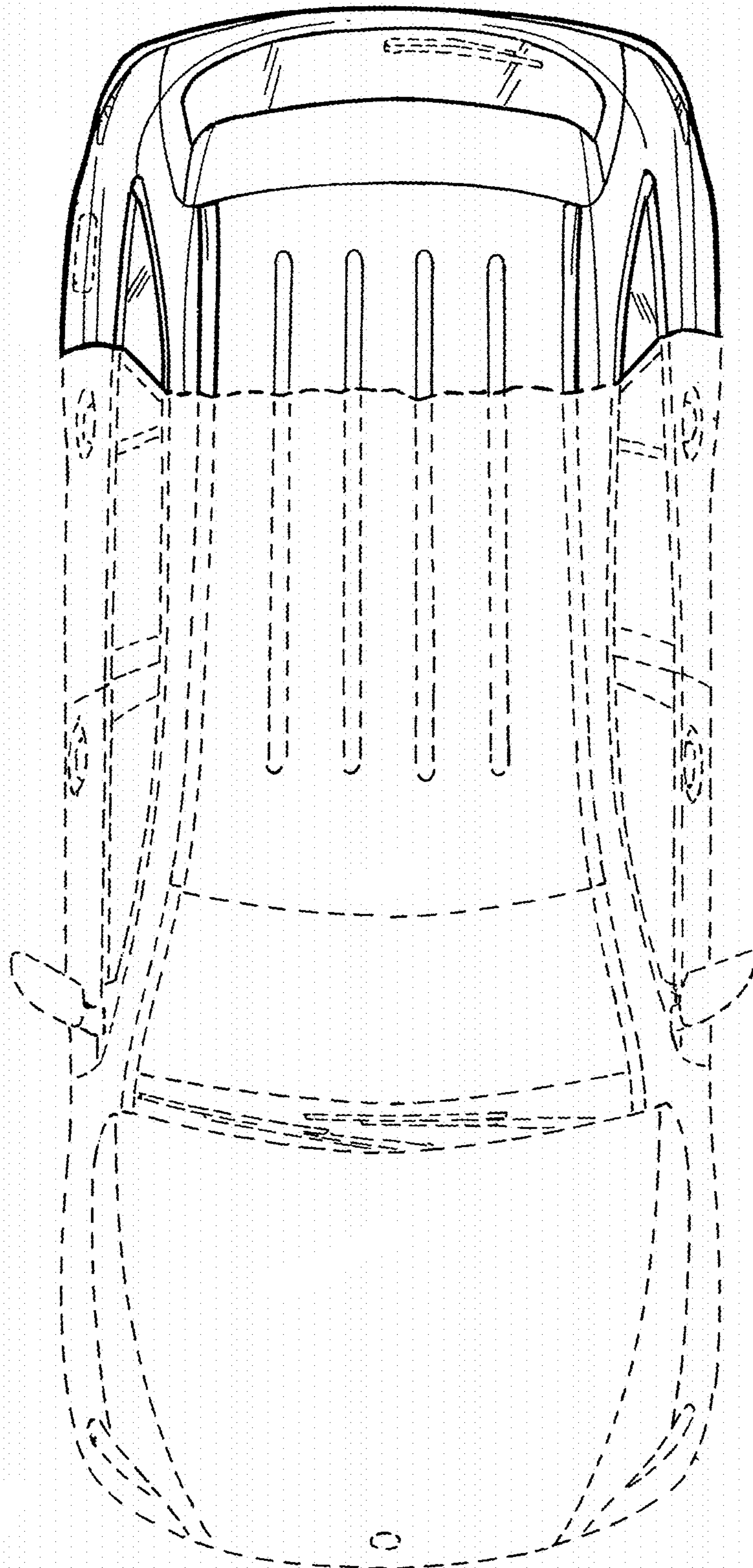


FIG. 5