



US00D747231S

(12) **United States Design Patent**
Deleskiewicz

(10) **Patent No.:** **US D747,231 S**
(45) **Date of Patent:** **** Jan. 12, 2016**

(54) **WATCH DIAL**
(71) Applicant: **RICHEMONT INTERNATIONAL SA**, Villars-sur-Glâne (CH)
(72) Inventor: **Janek Deleskiewicz**, Joinville le pont (FR)
(73) Assignee: **Richemont International SA**, Villars-sur-Glâne (CH)
(**) Term: **14 Years**

5,339,293 A * 8/1994 Kamiyama G04B 19/23 368/110
D517,927 S * 3/2006 Enomoto D10/32
D524,677 S * 7/2006 Nataf D10/126
D564,930 S * 3/2008 Kume D10/126
D580,809 S * 11/2008 Inoue D10/126
D598,801 S * 8/2009 Behling D10/126
D601,909 S * 10/2009 Behling D10/38
D619,486 S * 7/2010 Cerrato D10/126
D625,639 S * 10/2010 Kamata D10/126
D657,704 S * 4/2012 Cerrato D10/126
D687,329 S * 8/2013 Hamel D10/126
D691,504 S * 10/2013 Ruffieux D10/126
2010/0046328 A1 * 2/2010 Olsen G04B 19/04 368/30

(21) Appl. No.: **29/494,625**

* cited by examiner

(22) Filed: **Jun. 23, 2014**

Primary Examiner — Martie K Holtje

(30) **Foreign Application Priority Data**

(74) *Attorney, Agent, or Firm* — Taft Stettinius & Hollister LLP

Dec. 23, 2013 (WO) DM/082 541

(51) **LOC (10) Cl.** **10-07**

(57) **CLAIM**

(52) **U.S. Cl.**
USPC **D10/126**

The ornamental design for a watch dial, as shown and described.

(58) **Field of Classification Search**
USPC D10/30-39, 1-29, 122-132
CPC G04B 19/00; G04B 19/04; G04B 19/06;
G04B 19/065; G04B 19/08; G04B 19/10;
G04B 45/00; G04B 45/0023; G04B 45/02
See application file for complete search history.

DESCRIPTION

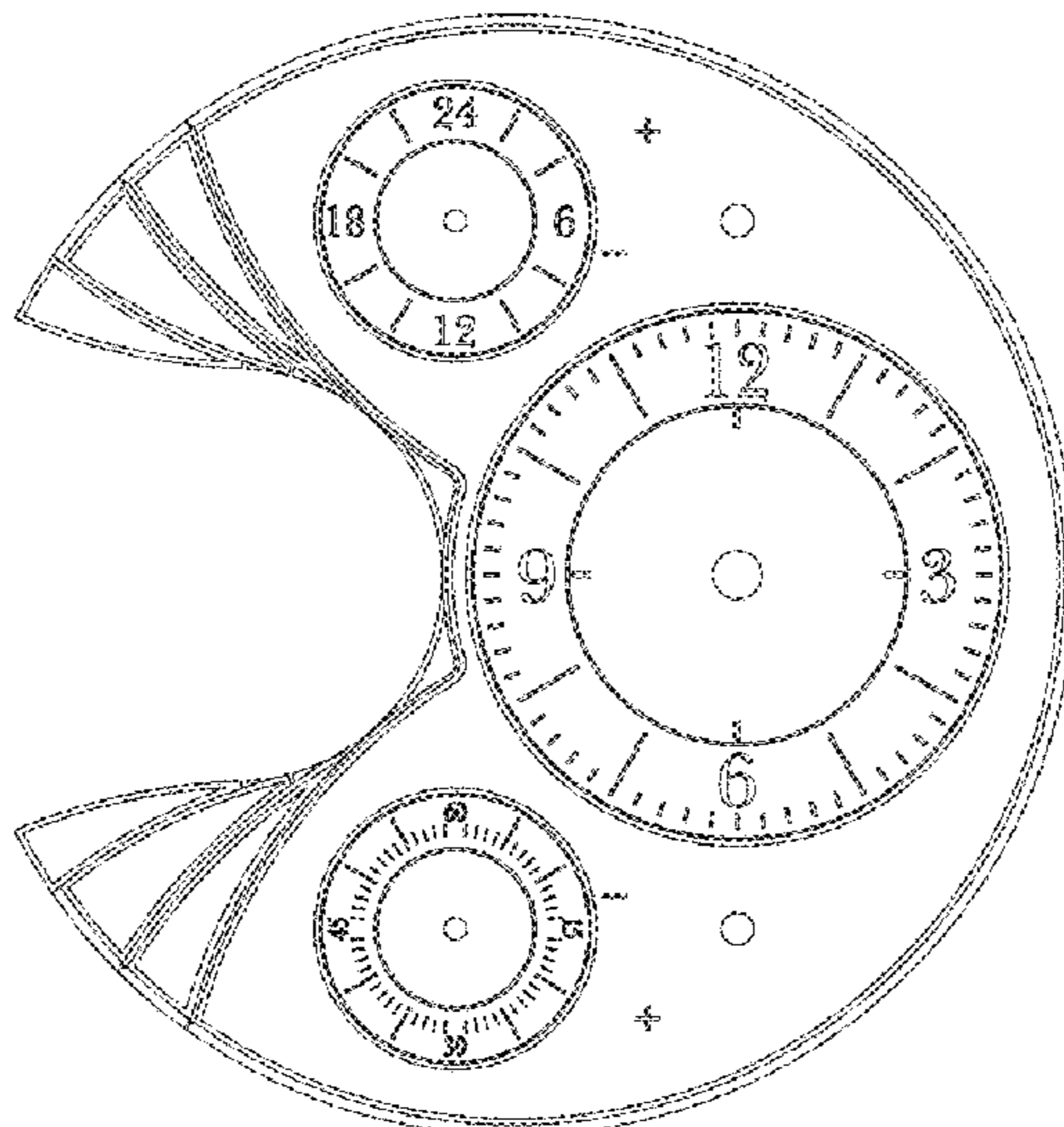
(56) **References Cited**

FIG. 1 is a front elevational view of a watch dial showing my new design;
FIG. 2 is a rear elevational view thereof;
FIG. 3 is a top plan view thereof;
FIG. 4 is a bottom plan view thereof;
FIG. 5 is a left side elevational view thereof;
FIG. 6 is a right side elevational view thereof; and,
FIG. 7 is a right front perspective view thereof.

U.S. PATENT DOCUMENTS

785,440 A * 3/1905 Schatzmann G04B 45/0023 368/229
D80,906 S * 4/1930 Nash D5/56
D329,397 S * 9/1992 Robert D10/126

1 Claim, 1 Drawing Sheet



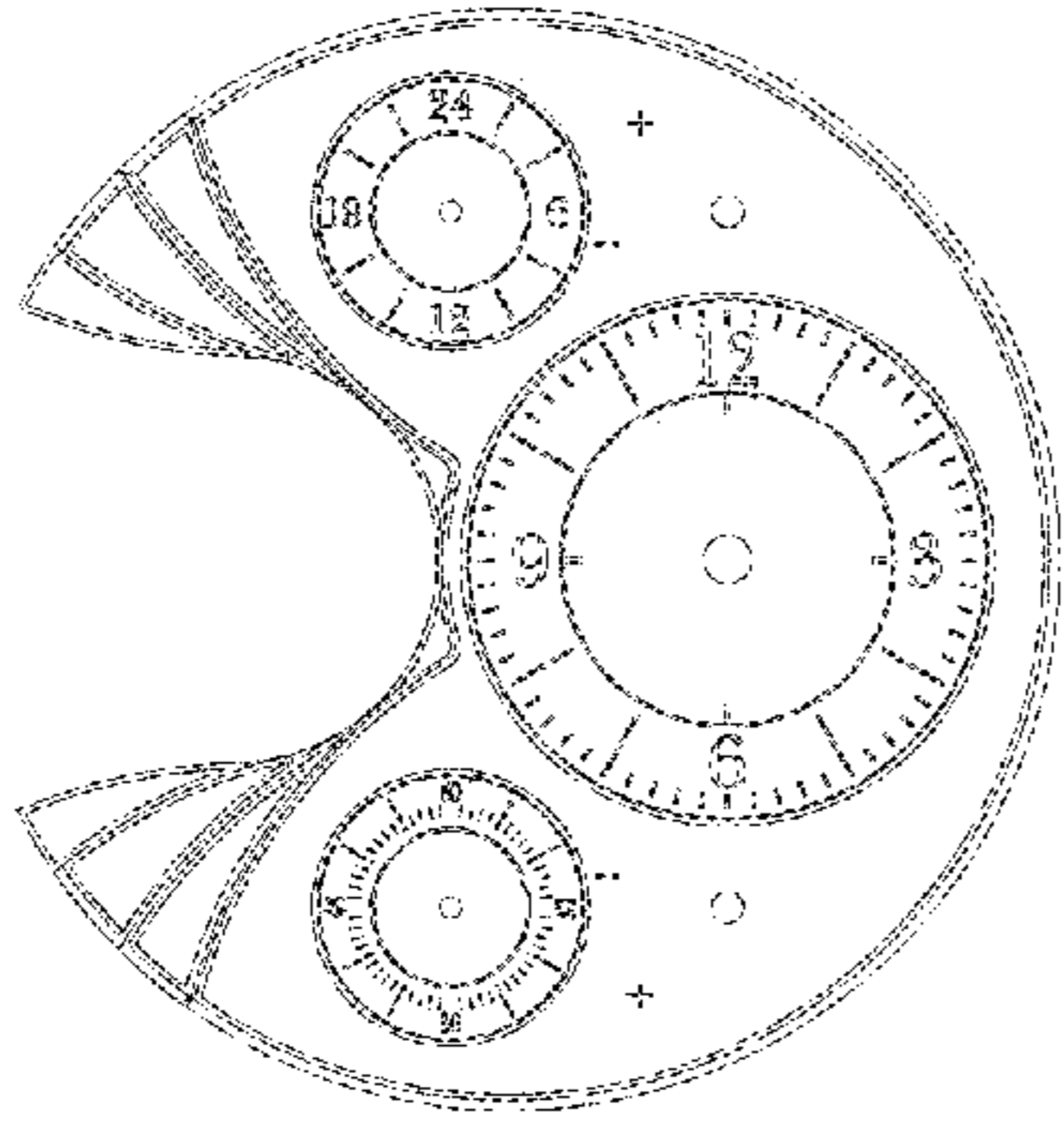


Fig. 1

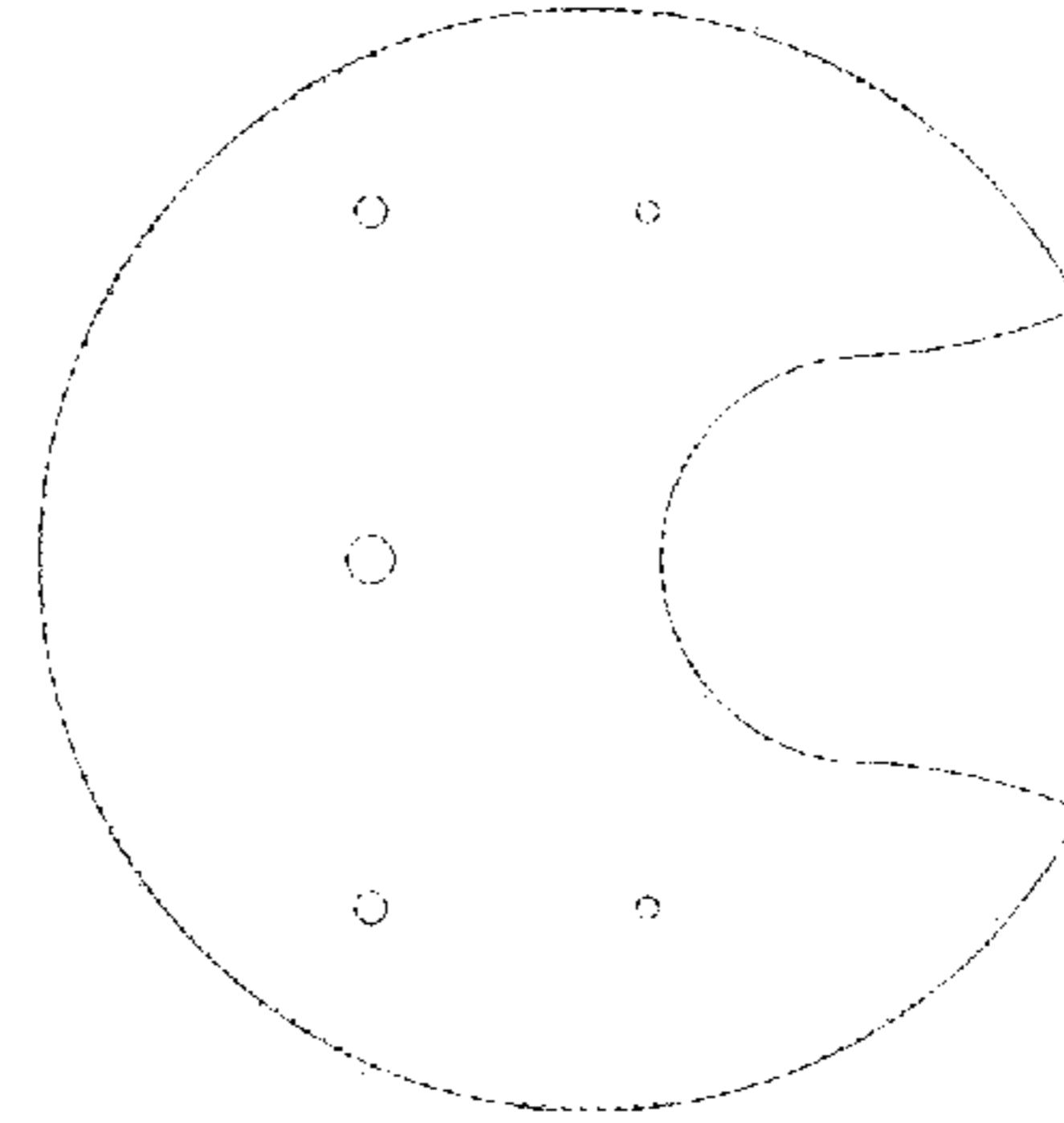


Fig. 2

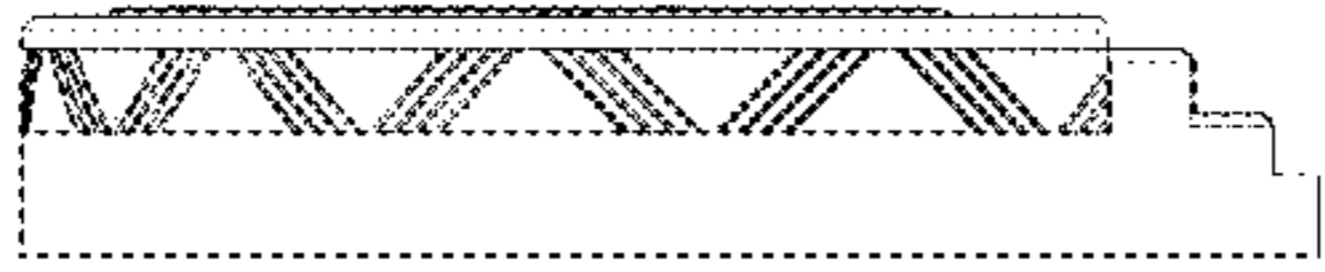


Fig. 3

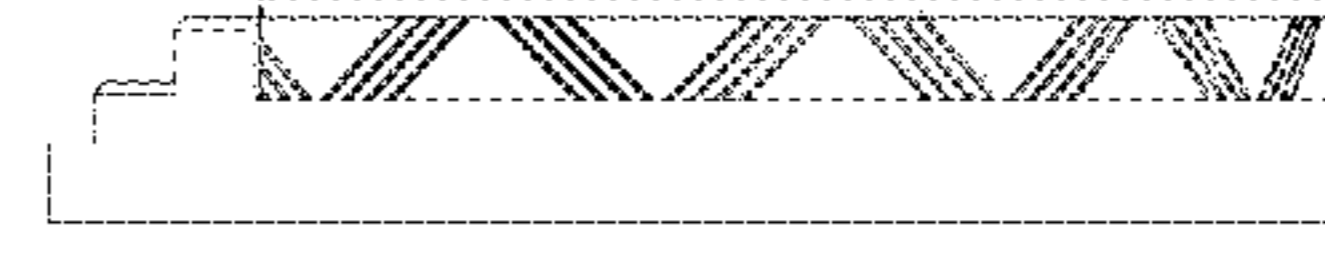


Fig. 4

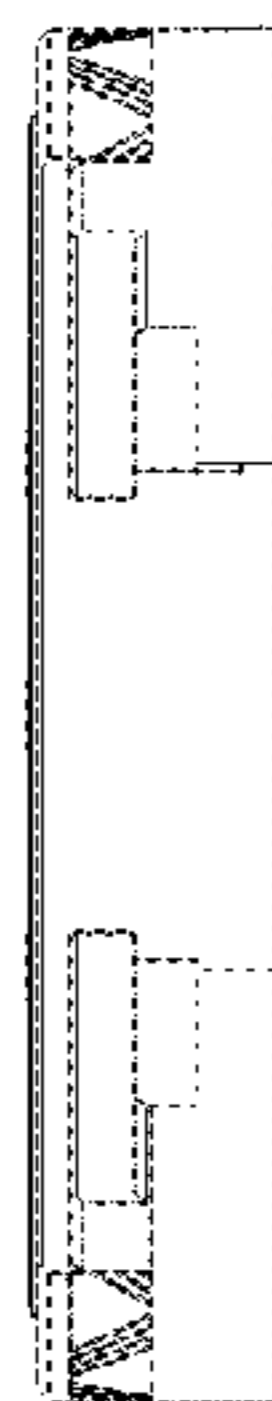


Fig. 5




Fig. 6

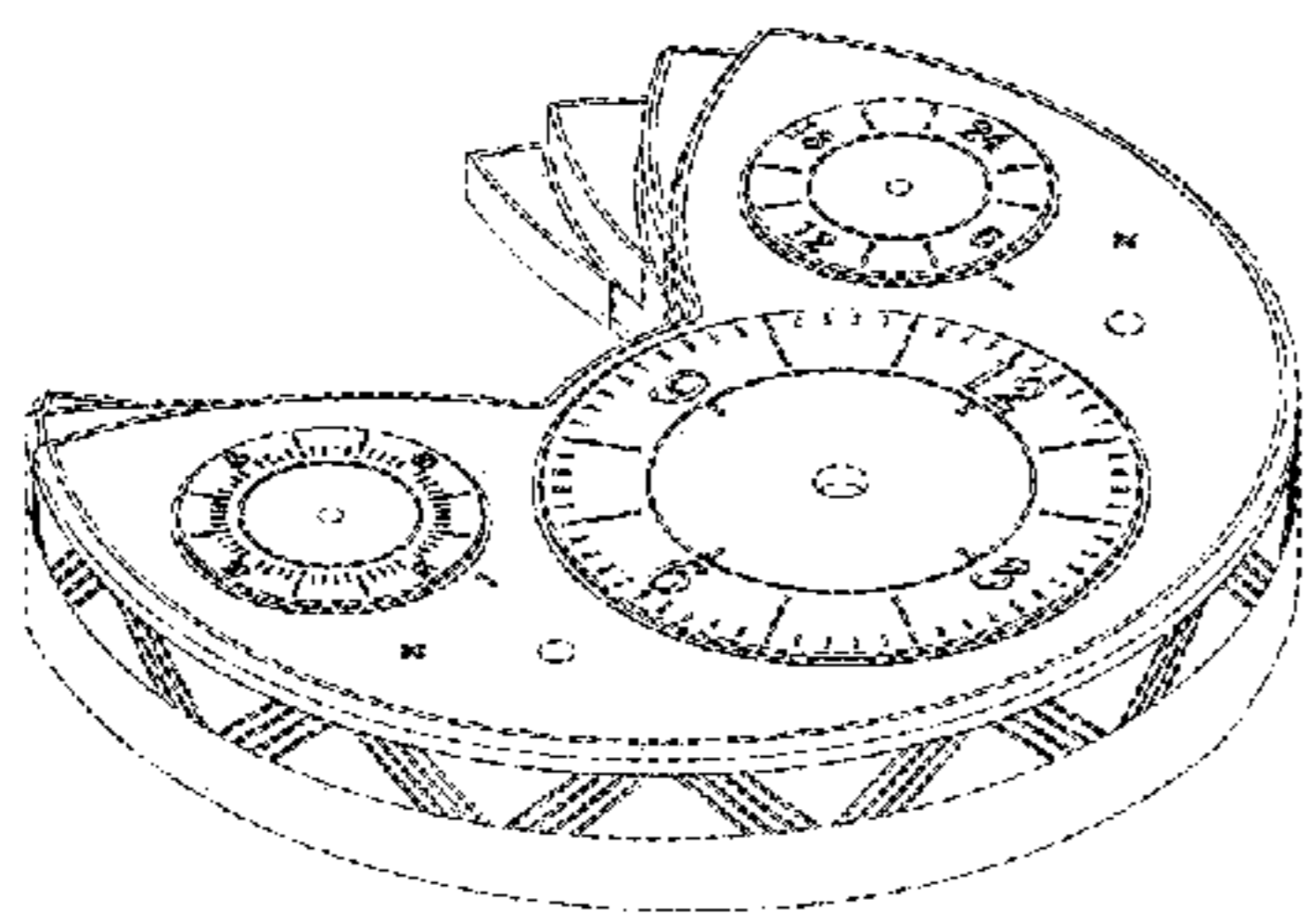


Fig. 7