



US00D747220S

(12) **United States Design Patent**
Farmer

(10) **Patent No.:** **US D747,220 S**
(45) **Date of Patent:** **** Jan. 12, 2016**

(54) **STERILIZATION WRAP MATERIAL**

(71) Applicant: **INVENIO HEALTHCARE, LLC**,
Norcross, GA (US)

(72) Inventor: **Jeffrey James Farmer**, Roswell, GA
(US)

(73) Assignee: **INVENIO HEALTHCARE, LLC**,
Norcross, GA (US)

(**) Term: **14 Years**

(21) Appl. No.: **29/513,338**

(22) Filed: **Dec. 30, 2014**

(51) **LOC (10) Cl.** **09-05**

(52) **U.S. Cl.**
USPC **D9/713**

(58) **Field of Classification Search**
USPC D9/702-714; 422/1, 28; 53/425, 570,
53/469, 427, 433, 434; 47/72; 428/36.1,
428/35.2, 34.2, 34.3, 192; 206/438;
139/420 A, 426 R; 383/84;
229/87.01-87.09, 87.11-87.19, 116,
229/923
CPC B65D 85/52; B65D 65/22; B65D 65/04
See application file for complete search history.

(56) **References Cited**

U.S. PATENT DOCUMENTS

4,342,392	A	8/1982	Cox	
4,874,090	A	10/1989	Dyke	
5,441,550	A	8/1995	Hassenboehler et al.	
5,526,933	A	6/1996	Weder	
5,635,134	A *	6/1997	Bourne A61B 19/026 422/26
5,683,794	A	11/1997	Wadsworth et al.	
5,695,595	A	12/1997	Van Hout et al.	

6,406,764	B2	6/2002	Bayer	
6,517,916	B1	2/2003	Bayer et al.	
6,630,104	B1 *	10/2003	Bayer A61L 2/07 422/1
7,361,317	B2	4/2008	Bourne et al.	
7,560,082	B2	7/2009	Stecklein et al.	
7,718,433	B2	5/2010	Stecklein et al.	
7,922,983	B2	4/2011	Prokash et al.	
8,821,808	B2 *	9/2014	Cannady 422/28
8,852,502	B2	10/2014	Landgrebe et al.	

* cited by examiner

Primary Examiner — Caron D Veynar

Assistant Examiner — Abraham Bahta

(74) *Attorney, Agent, or Firm* — Withers & Keys, LLC

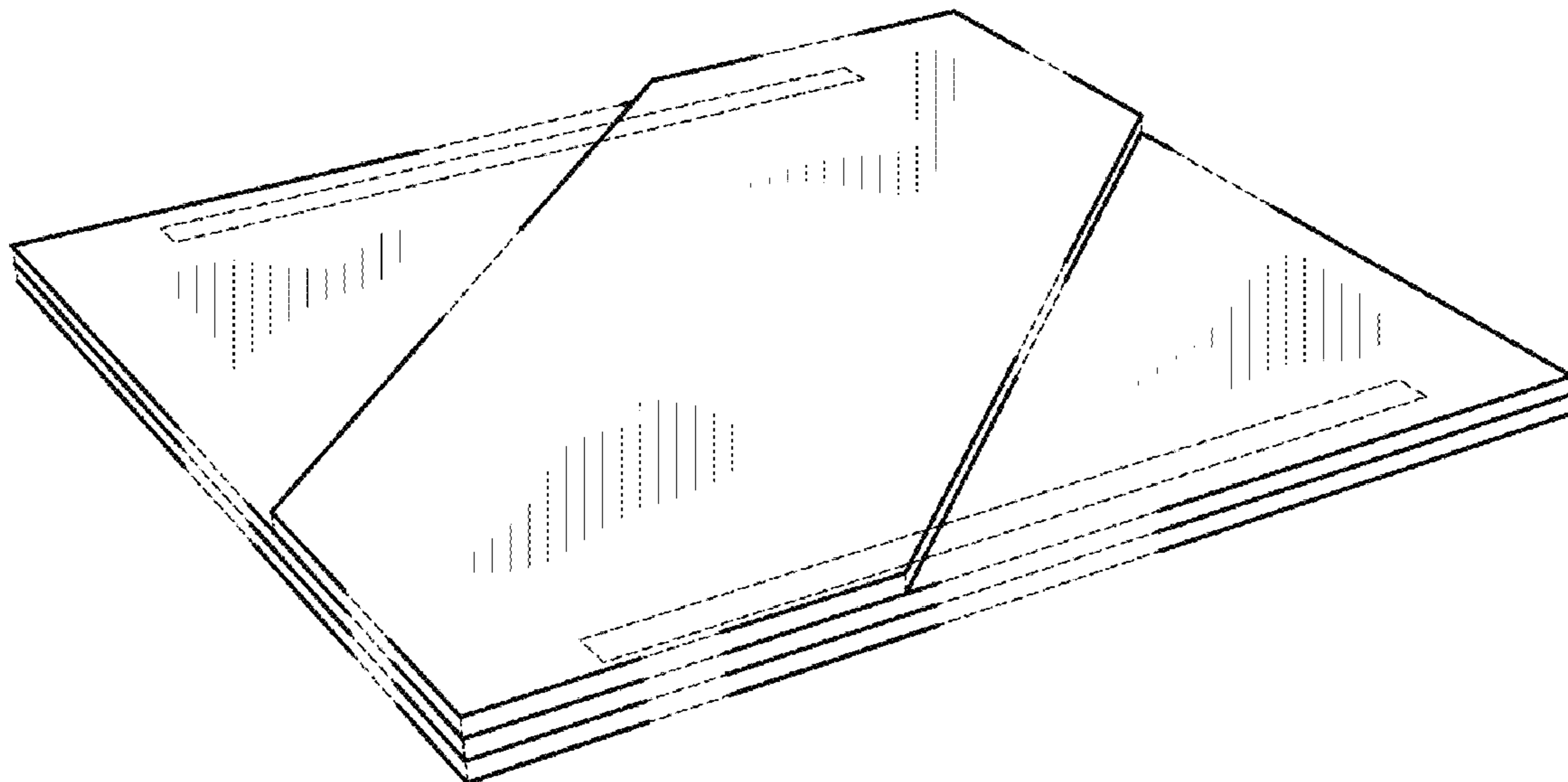
(57) **CLAIM**

The ornamental design for a sterilization wrap material, as shown and described.

DESCRIPTION

FIG. 1 is a perspective view of a sterilization wrap material showing my new design;
 FIG. 2 is a frontal view of the sterilization wrap material shown in FIG. 1;
 FIG. 3 is a rear view of the sterilization wrap material shown in FIG. 1;
 FIG. 4 is a bottom view of the sterilization wrap material shown in FIG. 2;
 FIG. 5 is a top view of the sterilization wrap material shown in FIG. 2;
 FIG. 6 is a side view as viewed from the right-hand side of the sterilization wrap material shown in FIG. 2; and,
 FIG. 7 is a side view as viewed from the left-hand side of the sterilization wrap material shown in FIG. 2.
 The broken lines shown in the drawings illustrate portions of the sterilization wrap material that forms no part of the claimed design.

1 Claim, 5 Drawing Sheets



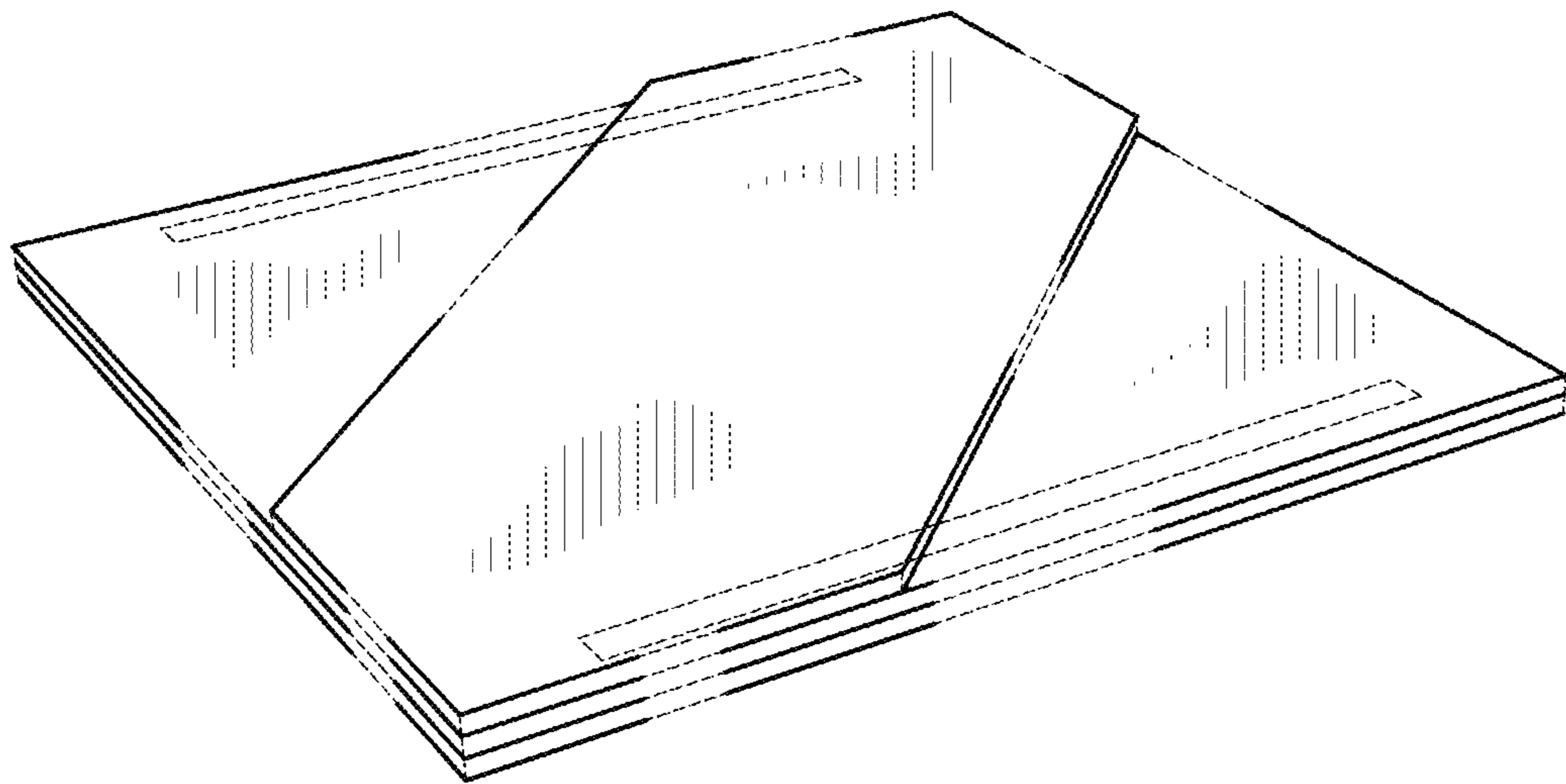


FIG. 1

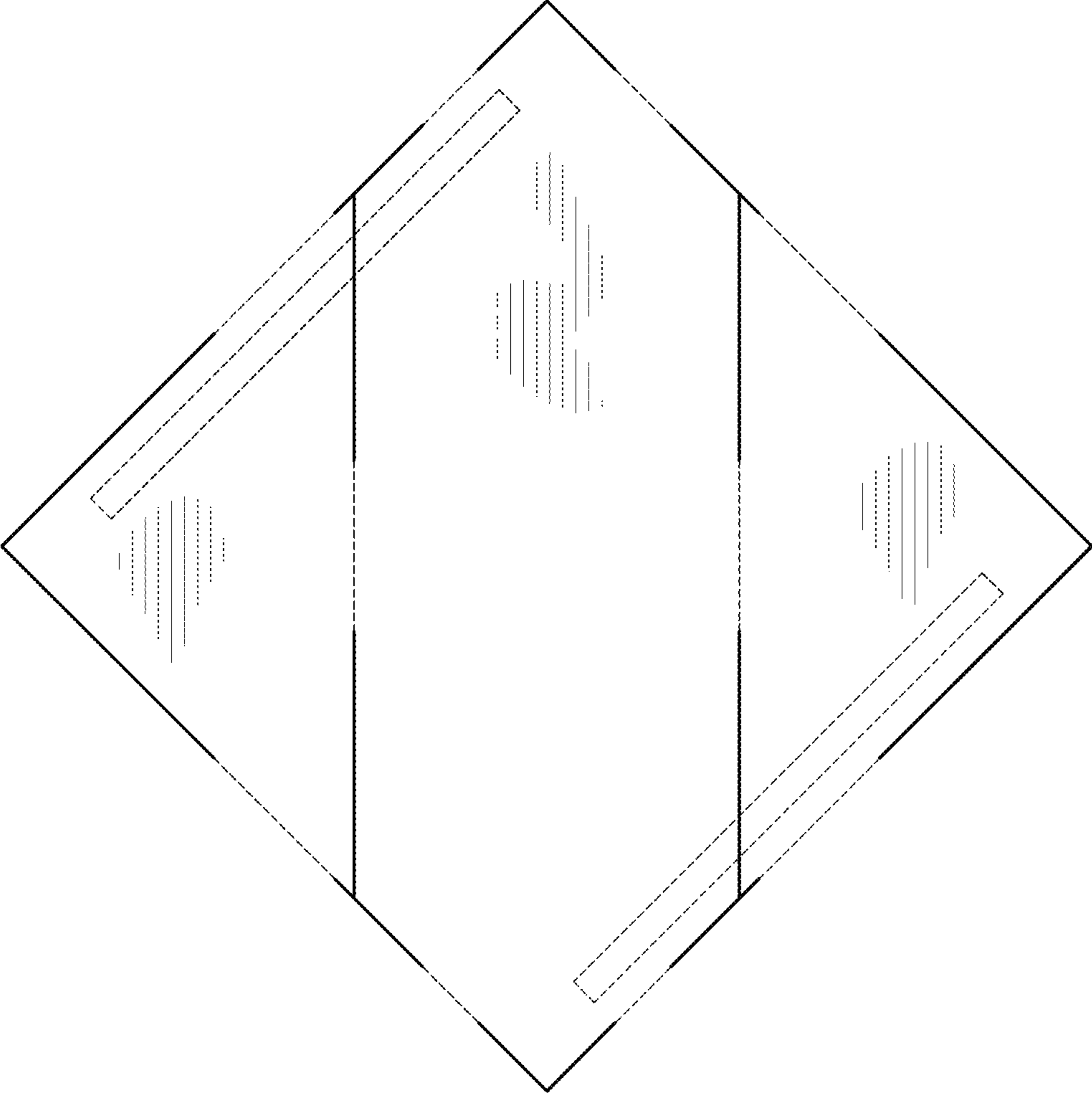


FIG. 2

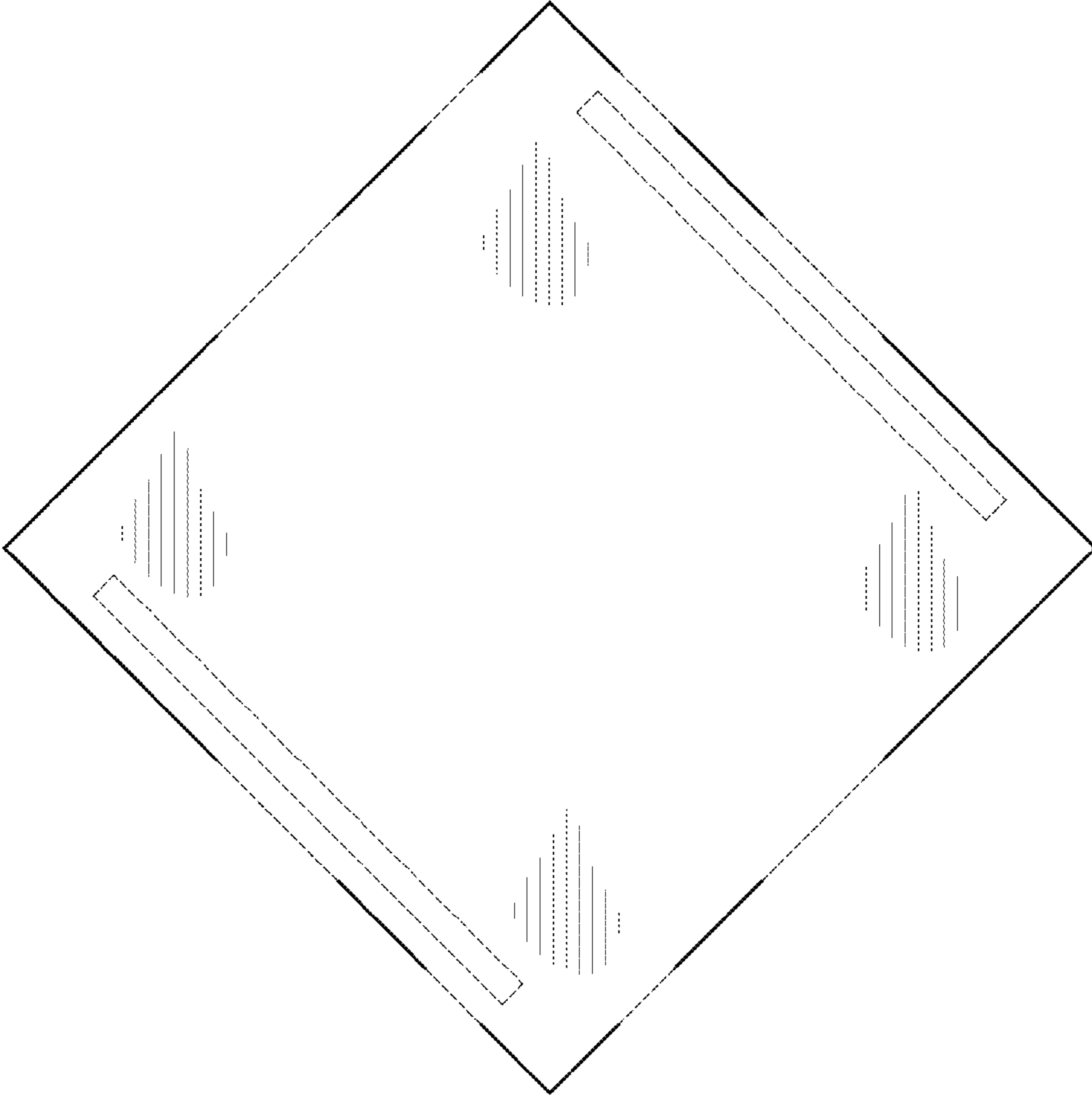


FIG. 3



FIG. 4

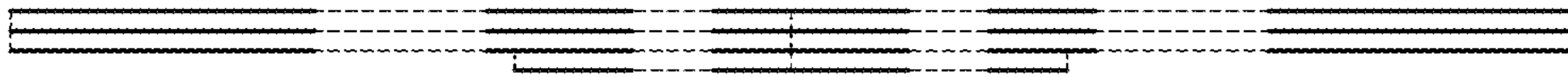


FIG. 5




FIG. 6



FIG. 7