



US00D747214S

(12) **United States Design Patent**
De Baschmakoff

(10) **Patent No.:** **US D747,214 S**
(45) **Date of Patent:** **** Jan. 12, 2016**

(54) **FLASK FOR PERFUMERY PRODUCTS**

(71) Applicant: **GUERLAIN SOCIETE ANONYME**,
Paris (FR)

(72) Inventor: **Thierry De Baschmakoff**, Paris (FR)

(73) Assignee: **GUERLAIN SOCIETE ANONYME**,
Paris (FR)

(**) Term: **14 Years**

(21) Appl. No.: **29/448,735**

(22) Filed: **Mar. 13, 2013**

(30) **Foreign Application Priority Data**

Oct. 18, 2012 (EM) 001347777-0001

(51) **LOC (10) Cl.** **09-01**

(52) **U.S. Cl.**
USPC **D9/566; D9/444; D9/452; D9/454;**
D9/573; D9/574

(58) **Field of Classification Search**

USPC **D9/434-435, 439, 444-445, 452, 454,**
D9/516, 544, 546, 566, 572-574, 682,
D9/686-687, 694, 715, 719; D7/300,
D7/300.1, 316, 598; D28/91.1

CPC **B65D 1/00; B65D 1/02; B65D 1/0223;**
B65D 15/02; B65D 15/22; B65D 23/00;
B65D 83/00; B65D 83/14; B65D 83/20;
B65D 83/38; B65D 2501/00; B65D
2501/0009; B65D 2501/0081; B05B 11/0037

See application file for complete search history.

(56) **References Cited**

U.S. PATENT DOCUMENTS

D92,843 S * 7/1934 Gest D24/110
D100,050 S * 6/1936 Sheridan D9/571

D157,332 S * 2/1950 Boland D9/439
D178,213 S * 7/1956 Schwartz D9/563
D235,735 S * 7/1975 Dinand D9/544
D244,579 S * 6/1977 Dinand D9/563
D278,410 S * 4/1985 Matsubara et al. D9/563
D313,749 S * 1/1991 Dinand D9/544
D333,269 S * 2/1993 Albright et al. D9/544
D388,711 S * 1/1998 Wacker D9/544
D454,499 S * 3/2002 Berkhauer D9/535
D586,227 S * 2/2009 Caten et al. D9/572
D657,680 S * 4/2012 Cora et al. D9/521

FOREIGN PATENT DOCUMENTS

FR 001746-0001 * 3/2000

* cited by examiner

Primary Examiner — Dana L Meyrow

(74) *Attorney, Agent, or Firm* — Stephen J. Weyer; Stites & Harbison PLLC

(57) **CLAIM**

The ornamental design for a flask for perfumery products, as shown and described.

DESCRIPTION

FIG. 1 is a front view of a flask for perfumery products showing the new design, the rear view being a mirror image thereof.

FIG. 2 is a right side view thereof, the left side being a mirror image thereof.

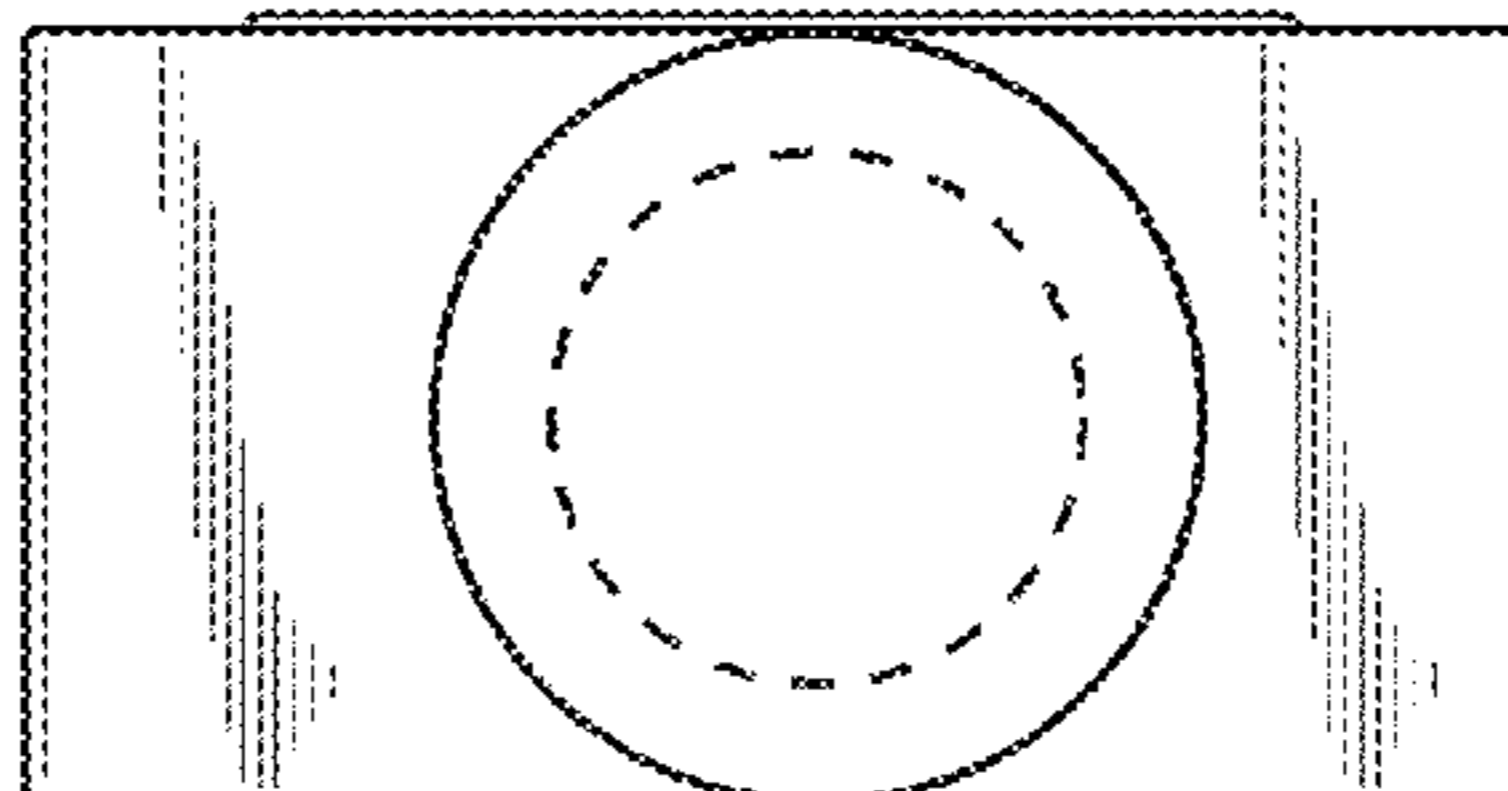

FIG. 3 is a top view thereof.

FIG. 4 is a bottom view thereof; and,

FIG. 5 is a front, top and left side perspective view thereof.

The unshaded broken line showing of the top surface of the closure in FIGS. 3 & 5 illustrate the portions of the design that form no part of the claim.

1 Claim, 4 Drawing Sheets



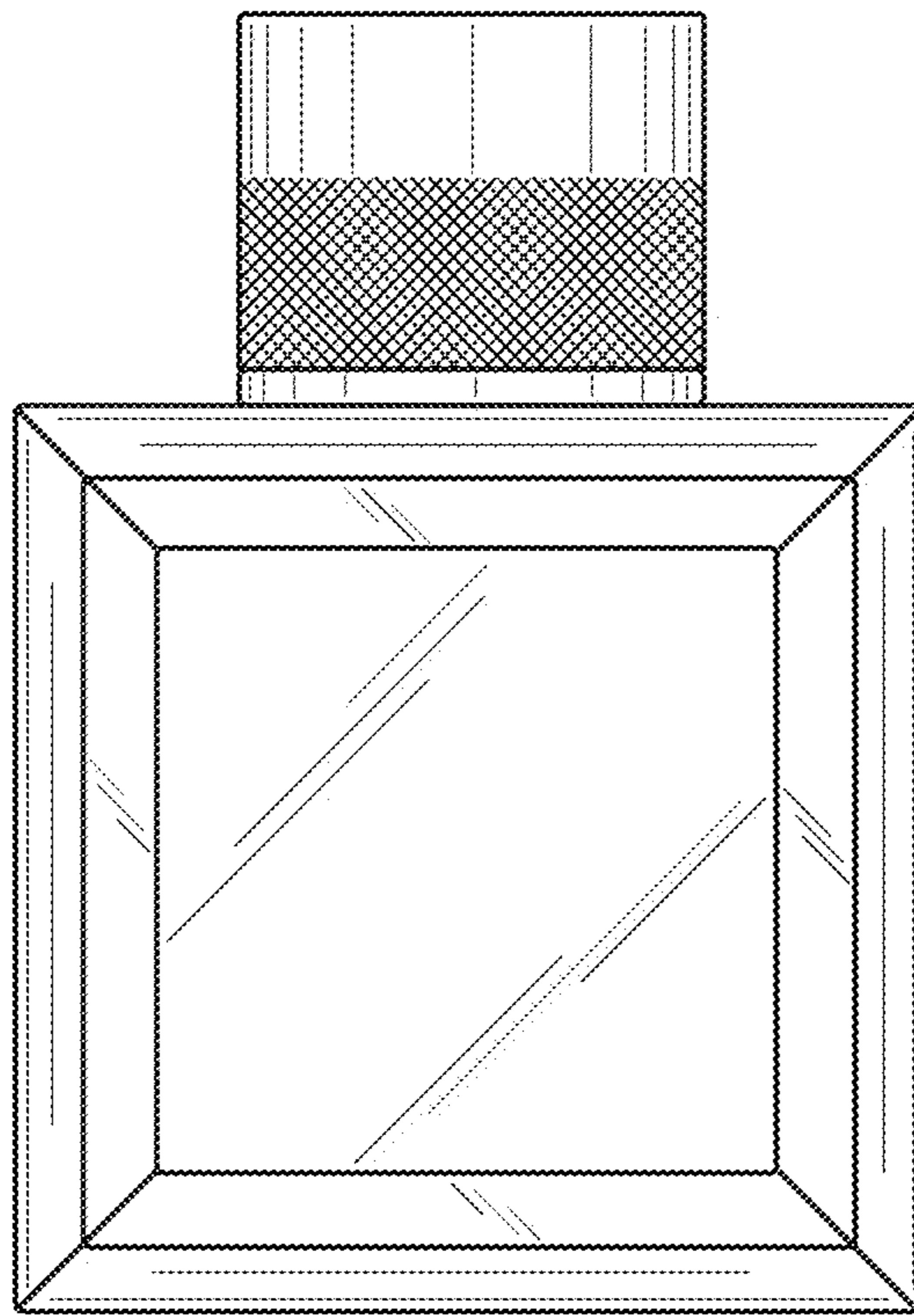


FIG. 1




FIG. 2

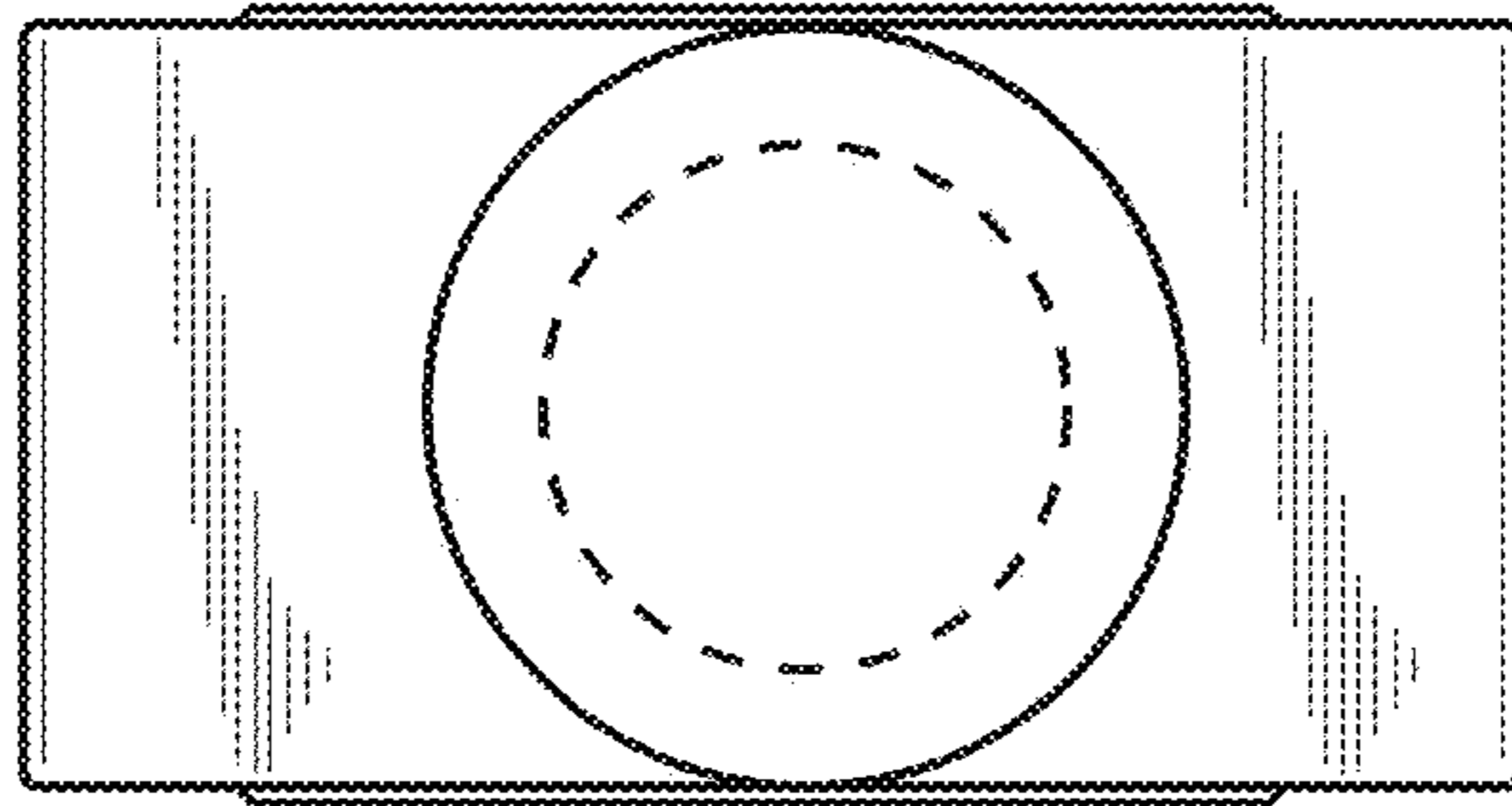


FIG. 3




FIG. 4

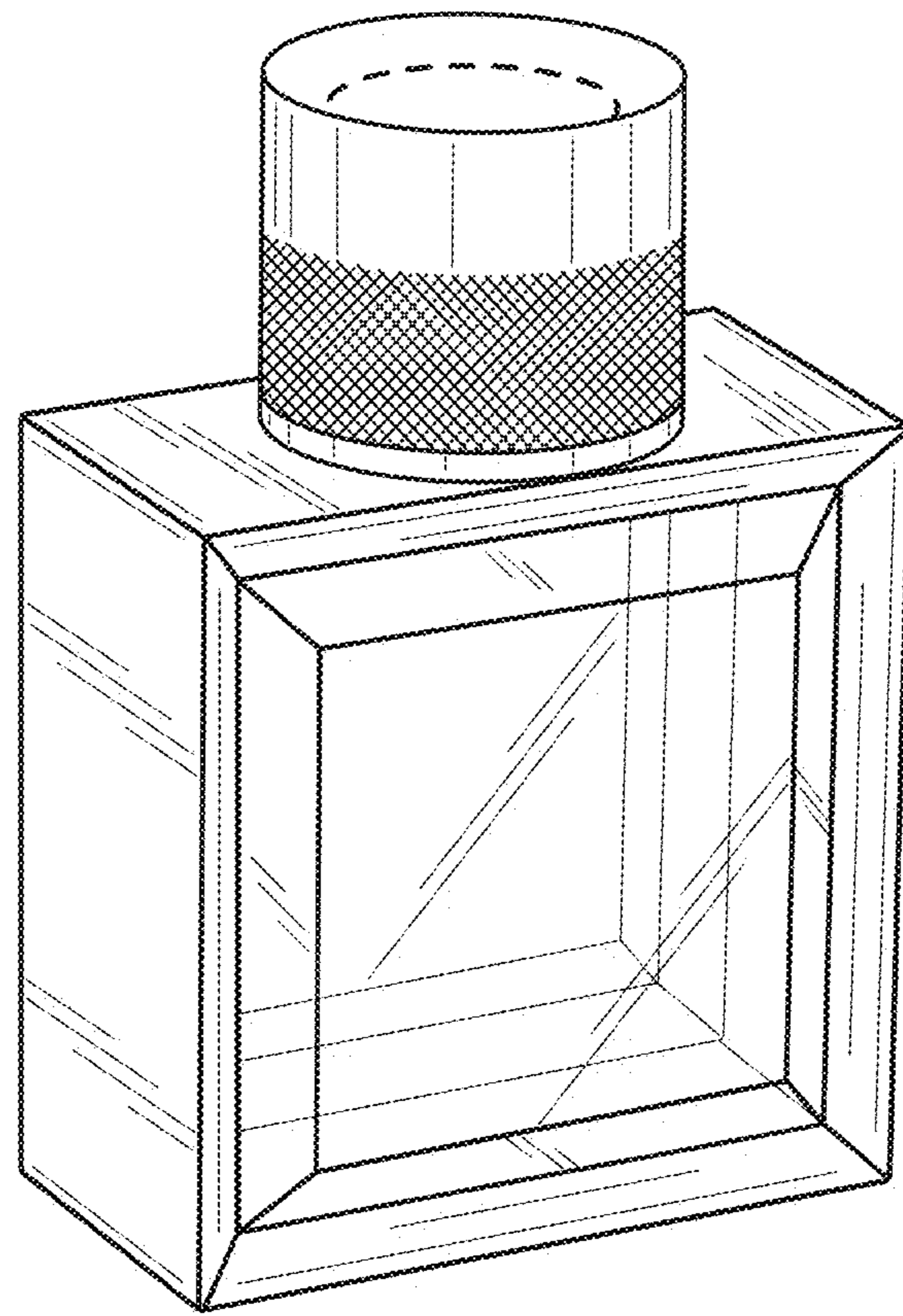


FIG. 5