



US00D747210S

(12) **United States Design Patent**
Shalbaf

(10) **Patent No.:** **US D747,210 S**
(45) **Date of Patent:** **** Jan. 12, 2016**

(54) **BOTTLE WITH CAP**

(71) Applicant: **Alex Shalbaf**, New York, NY (US)

(72) Inventor: **Alex Shalbaf**, New York, NY (US)

(73) Assignee: **Park Fragrance NY**, New York, NY (US)

(**) Term: **14 Years**

(21) Appl. No.: **29/453,808**

(22) Filed: **May 2, 2013**

(51) **LOC (10) Cl.** **09-01**

(52) **U.S. Cl.**
USPC **D9/541**; D9/542; D9/546; D9/565;
D9/573; D9/574; D9/669; D9/452

(58) **Field of Classification Search**
USPC D9/669, 682, 693, 694, 516, 529, 530,
D9/538, 541, 542, 546, 552, 559, 565, 572,
D9/574, 435, 452; 215/381–385; D28/76;
220/660, 666, 669, 675

See application file for complete search history.

(56) **References Cited**

U.S. PATENT DOCUMENTS

D75,460 S *	6/1928	Ansell	D9/559
D102,303 S *	12/1936	Nuckols	D9/546
D109,848 S *	5/1938	Lorenzen	D9/562
D114,458 S *	4/1939	Orlik	D9/546
D128,218 S *	7/1941	Sussman	D9/669
D133,386 S *	8/1942	Lowenstein et al.	D9/669 X
D144,101 S *	3/1946	De Bothelho	D28/85 X
D219,204 S *	11/1970	Weiner	D9/529
D258,201 S *	2/1981	Cassini	D9/529
D307,709 S *	5/1990	Liss	D9/694

D346,675 S *	5/1994	Lang	D28/76
D380,356 S *	7/1997	Husted	D9/552
D411,458 S *	6/1999	de Baschmakoff	D9/572 X
D423,722 S *	4/2000	Lang	D28/76
D424,754 S *	5/2000	Lang	D28/89
D546,697 S *	7/2007	Schnipper	D9/529
D548,095 S *	8/2007	McGuinness	D9/452 X
D549,587 S *	8/2007	Lestelle	D9/565 X
D573,033 S *	7/2008	Leunis	D9/669 X
D598,780 S *	8/2009	Thorman	D9/530
D634,076 S *	3/2011	Tsai	D28/87
D662,827 S *	7/2012	Watabe	D9/559 X
D675,535 S *	2/2013	Nomura	D9/559 X
D709,330 S *	7/2014	Holmes	D9/552 X
D732,969 S *	6/2015	Berard	D9/565 X
2007/0068894 A1 *	3/2007	Iwashita	B65D 1/0223 D1/223

* cited by examiner

Primary Examiner — Carol P Rademaker

(74) *Attorney, Agent, or Firm* — QuickPatents; Kevin Prince

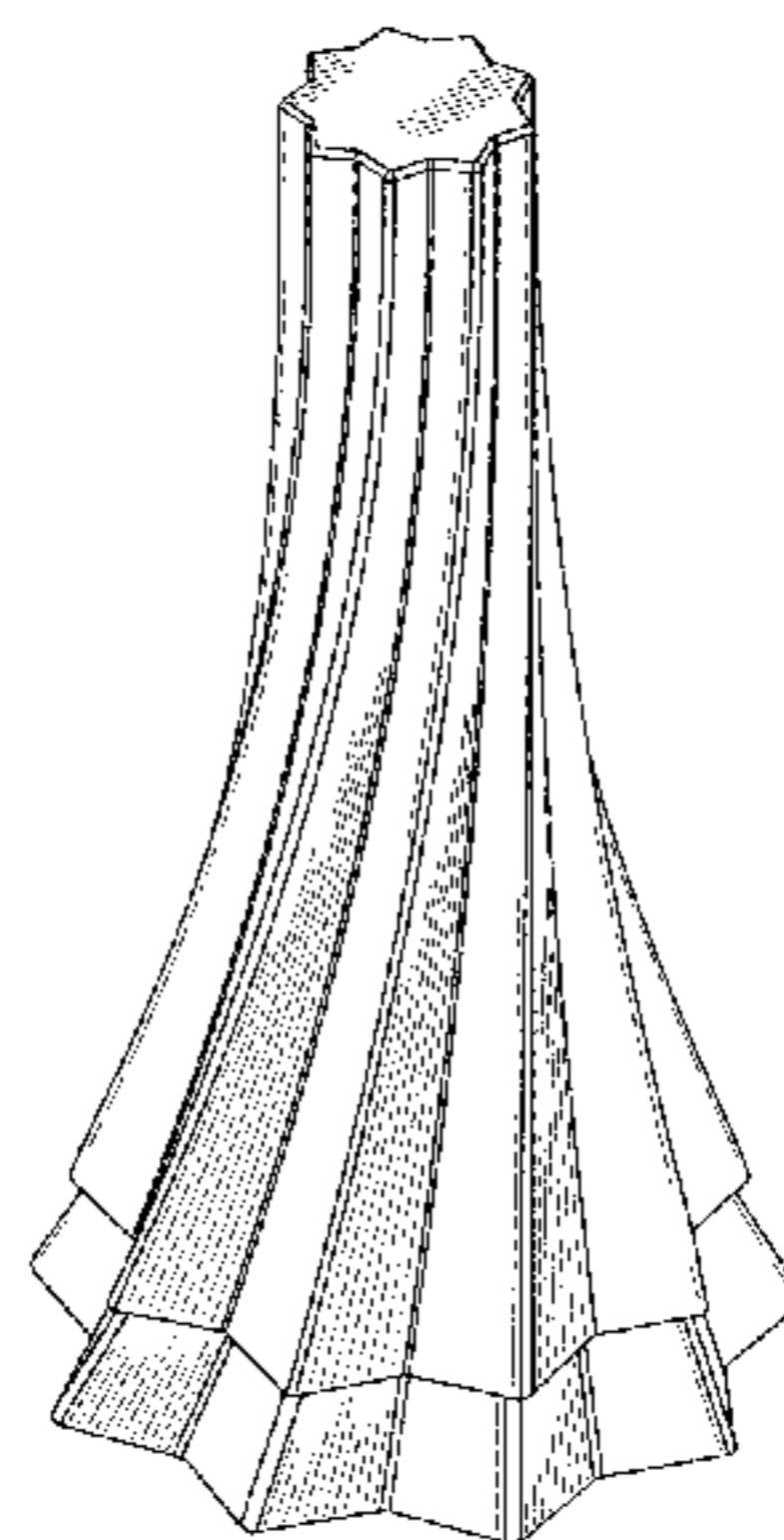
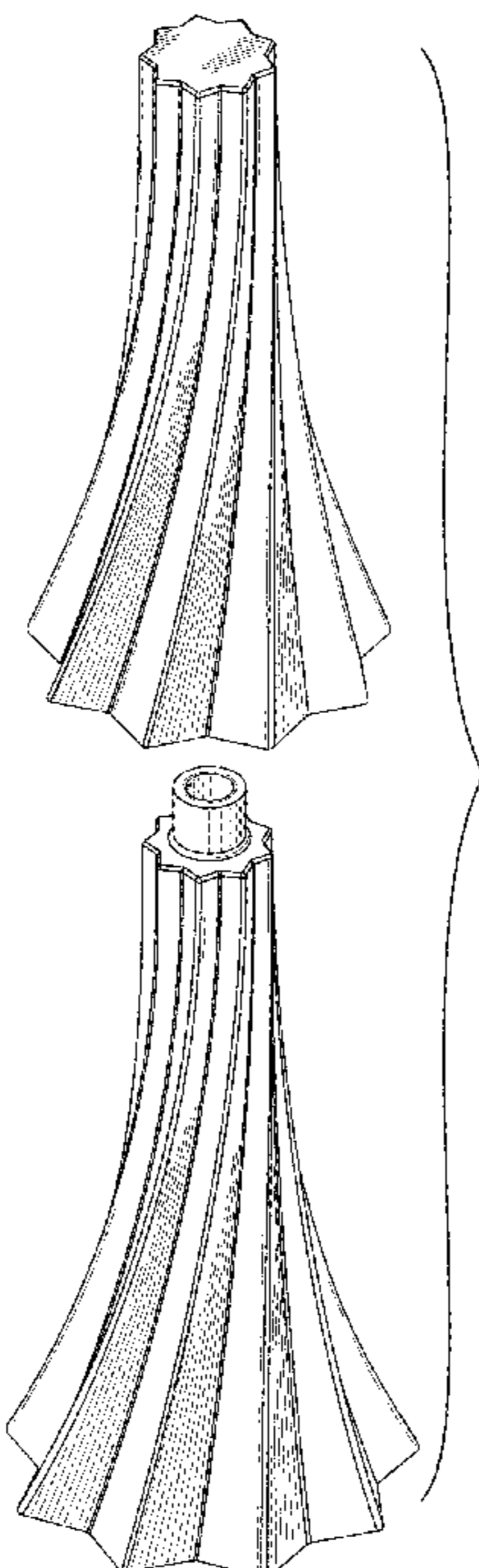
(57) **CLAIM**

The ornamental design for a bottle with cap, as shown and described.

DESCRIPTION

FIG. 1 is an exploded perspective view of a bottle with cap, showing my new design;
FIG. 2 is a perspective view thereof;
FIG. 3 is a front elevational view thereof;
FIG. 4 is a rear elevational view thereof;
FIG. 5 is a right-side elevational view thereof, the left-side elevational view being a mirror image thereof;
FIG. 6 is a top plan view thereof; and,
FIG. 7 is a bottom plan view thereof.

1 Claim, 3 Drawing Sheets



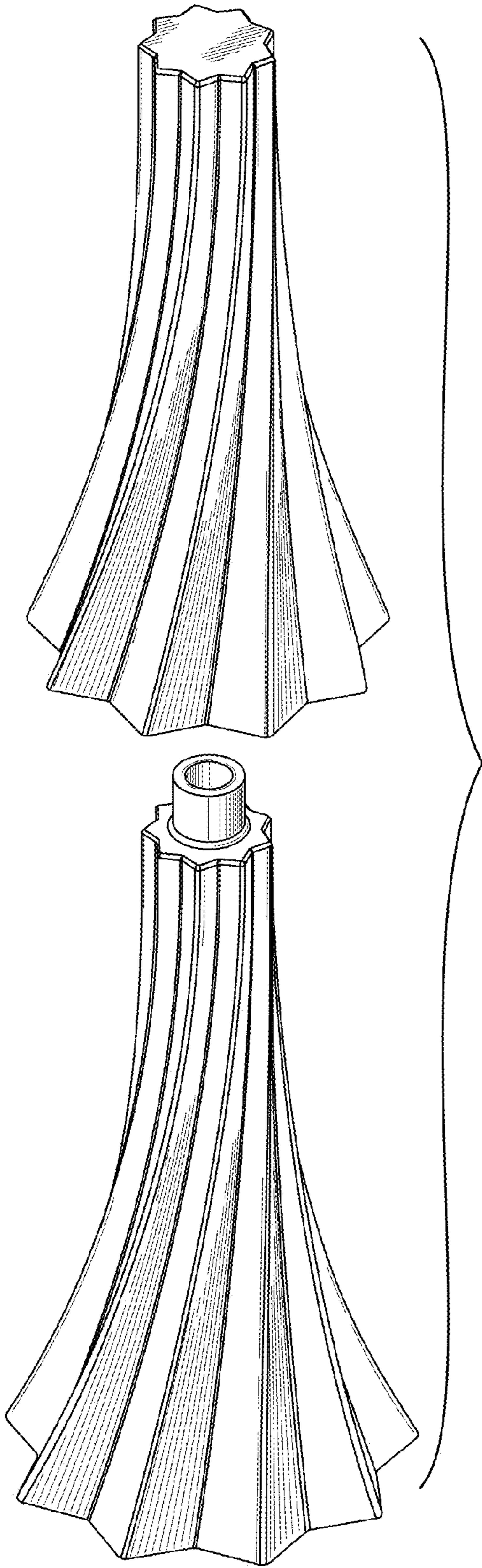


FIG. 1

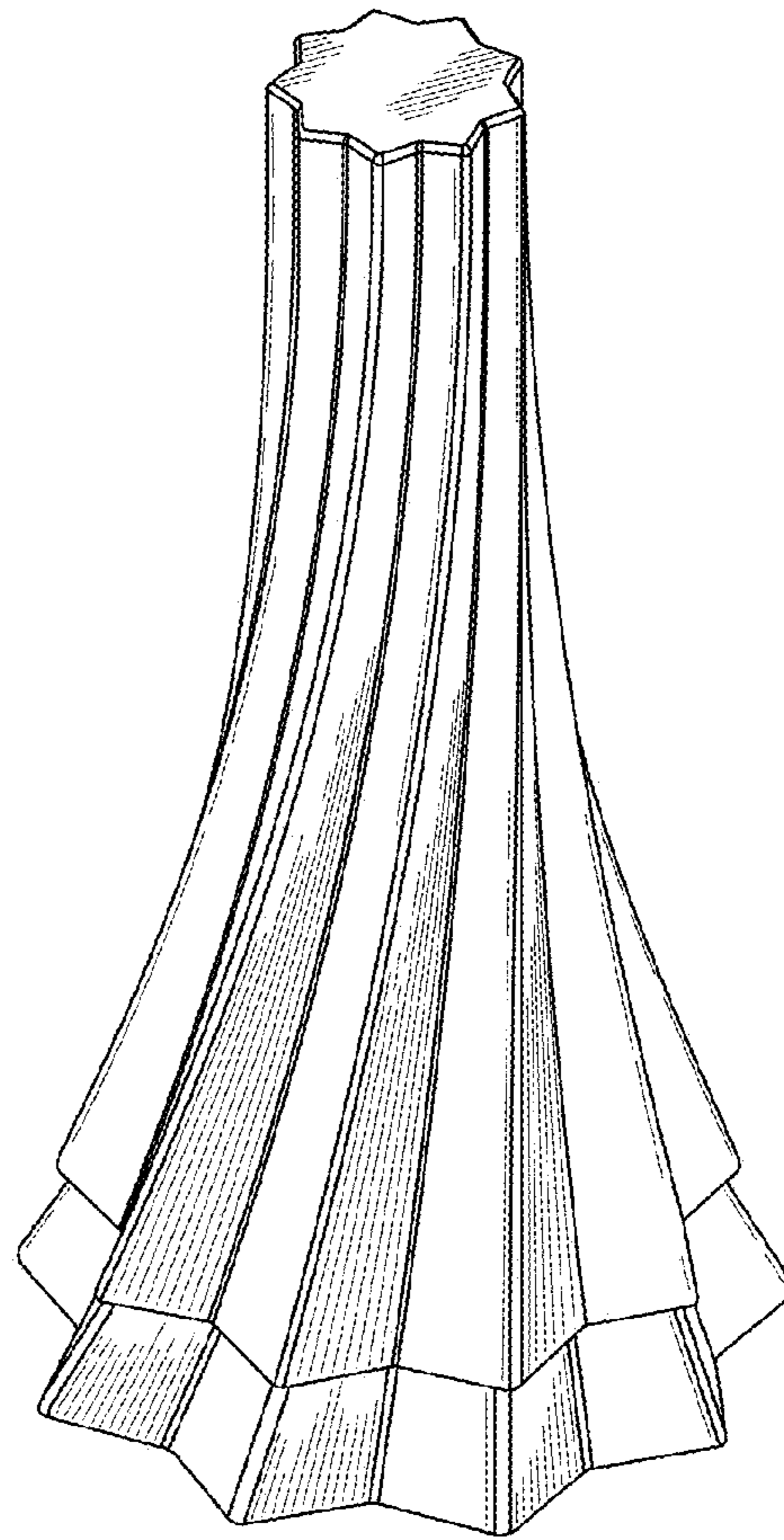


FIG. 2

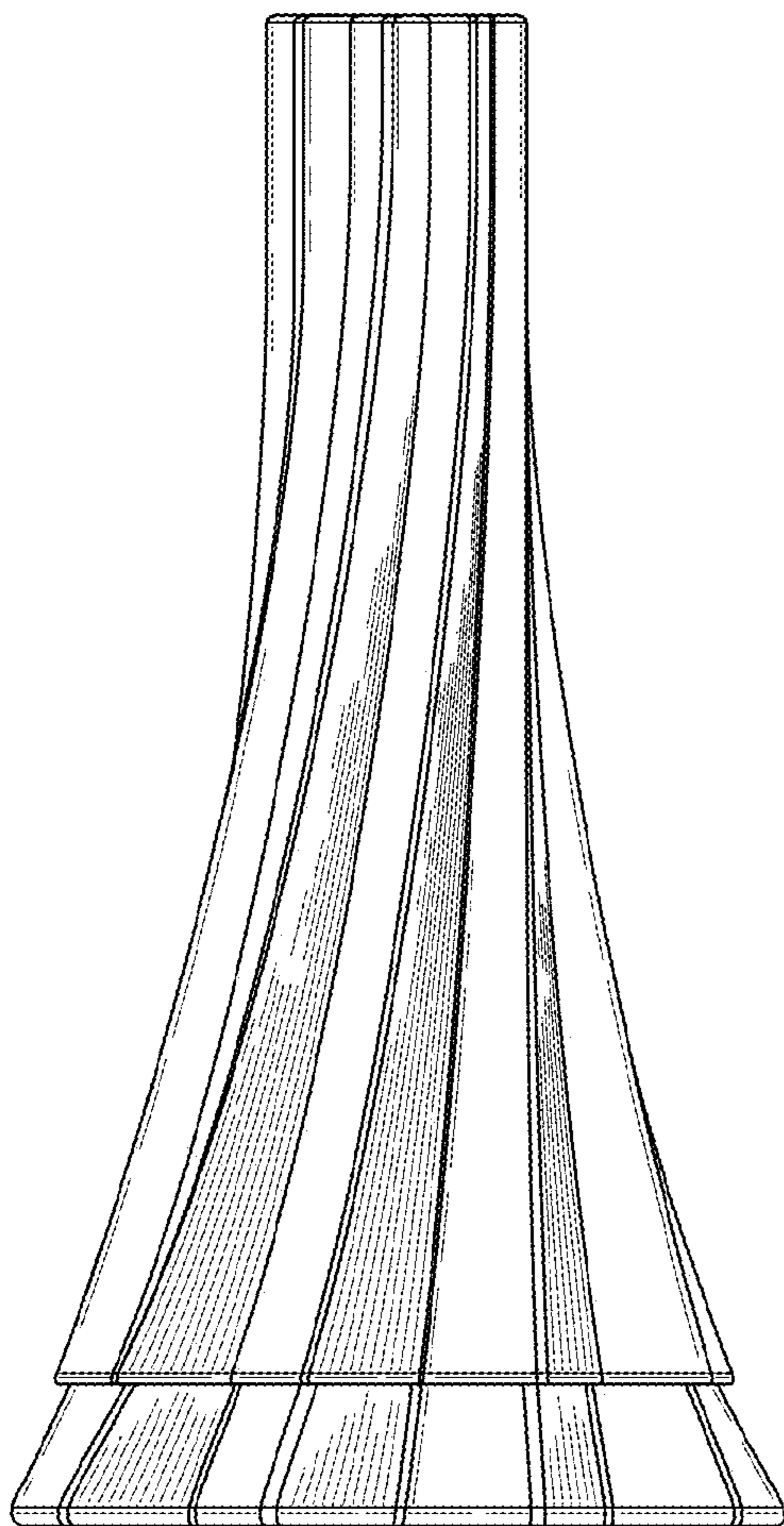


FIG. 3

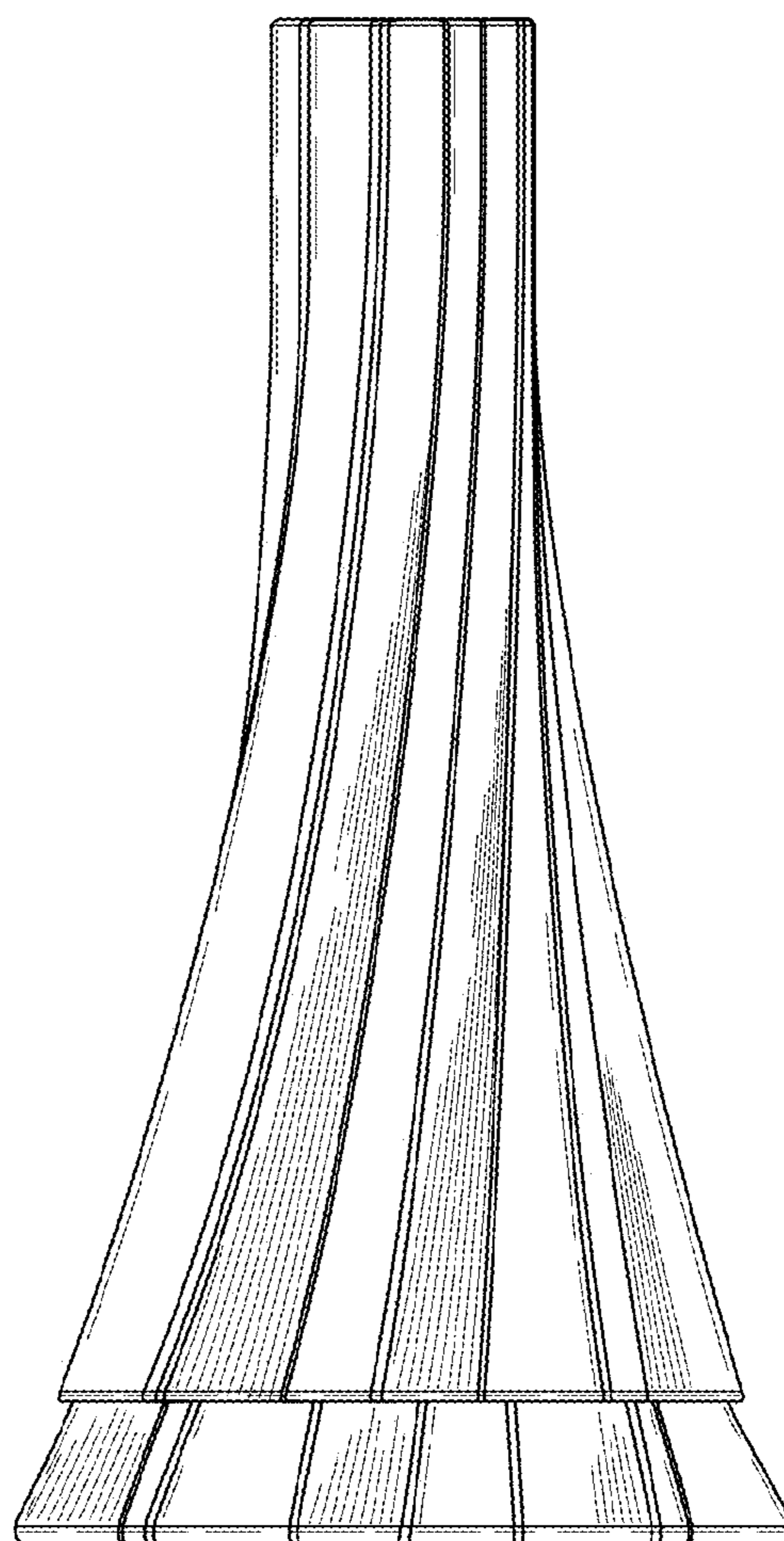


FIG. 4

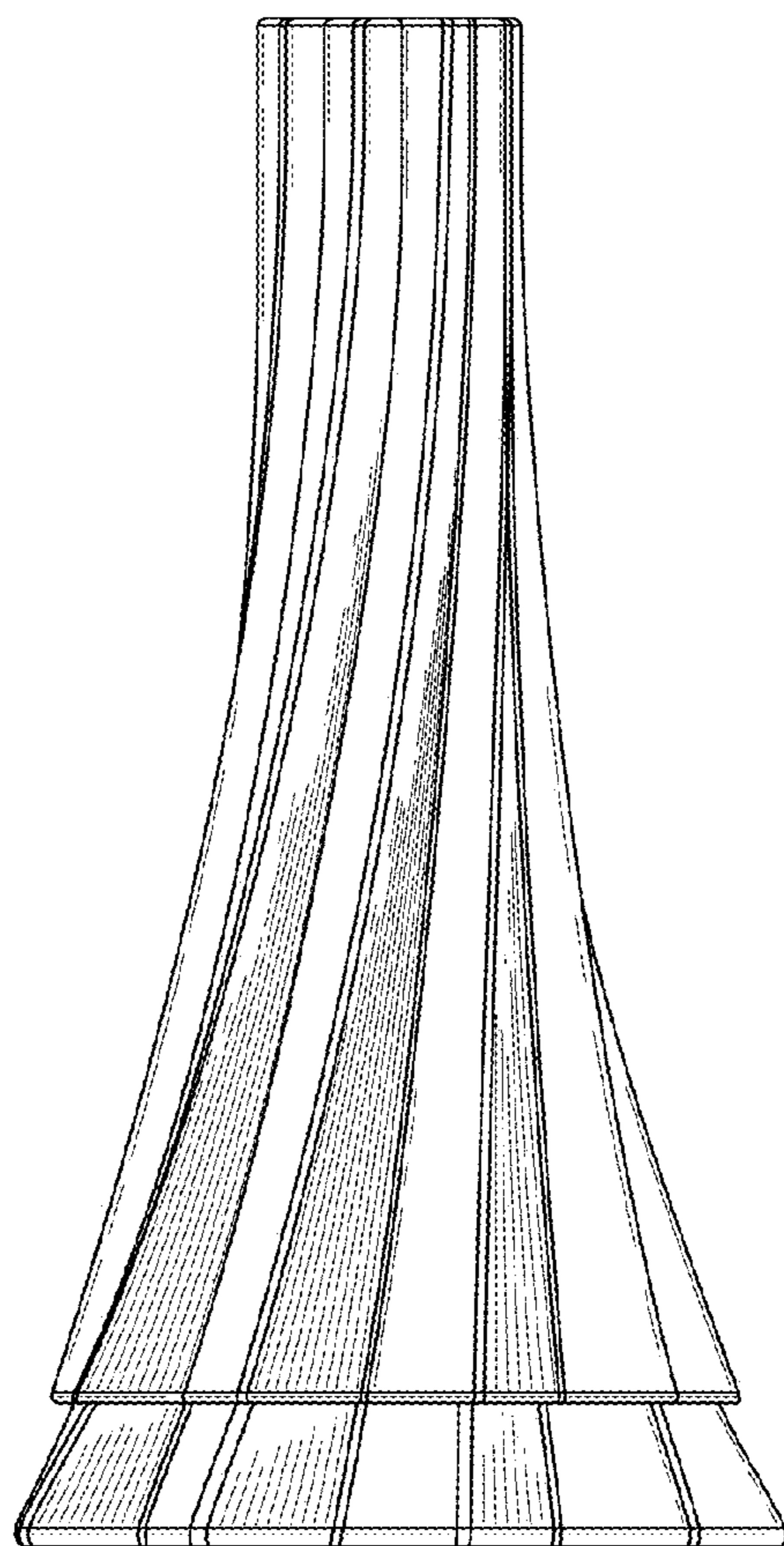


FIG. 5




FIG. 6

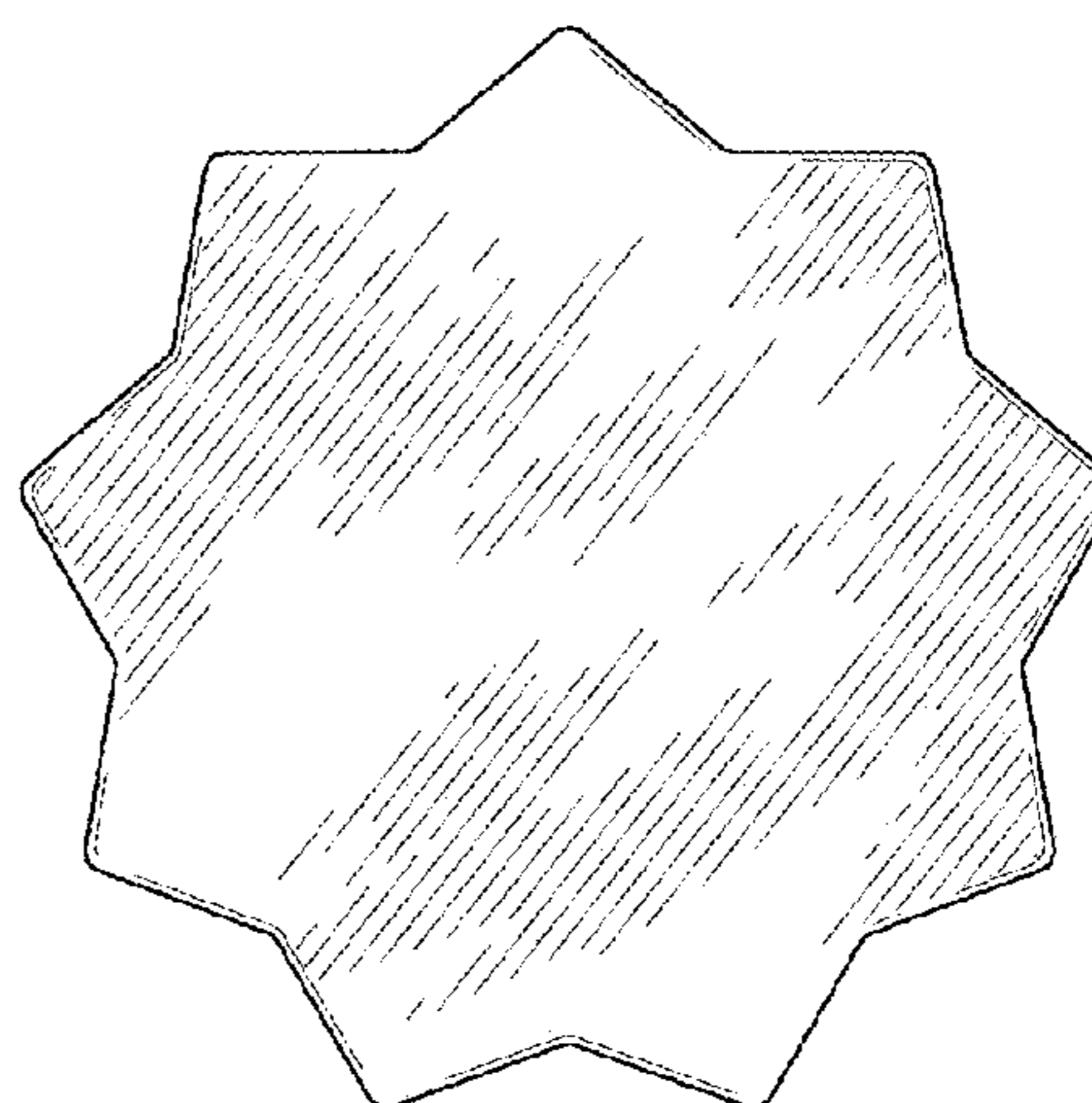


FIG. 7