



US00D747209S

(12) **United States Design Patent**
Barel

(10) **Patent No.:** **US D747,209 S**

(45) **Date of Patent:** **** Jan. 12, 2016**

(54) **BOTTLE**
(71) Applicant: **P.E.T. ENGINEERING SRL**, San Vendemiano (TV) (IT)
(72) Inventor: **Moreno Barel**, Refrontolo (IT)
(73) Assignee: **P.E.T. ENGINEERING SRL**, San Vendemiano (IT)
(**) Term: **14 Years**
(21) Appl. No.: **29/500,309**
(22) Filed: **Aug. 25, 2014**
(30) **Foreign Application Priority Data**

D418,752 S * 1/2000 Prevot D9/434
D424,948 S * 5/2000 Ullmo D9/540
D461,417 S * 8/2002 Jerome D9/537
6,666,001 B2 * 12/2003 Mero B65D 1/0223
215/381
D506,931 S * 7/2005 Delmotte D9/538
D515,430 S * 2/2006 Venkataraman D9/538
7,032,770 B2 * 4/2006 Finlay B65D 1/44
220/669
D564,358 S * 3/2008 Lepoitevin D9/551
D568,166 S * 5/2008 Dellevigne D9/550
D576,050 S * 9/2008 Darr D9/552
D582,781 S * 12/2008 Miller D9/520
D584,954 S * 1/2009 Pagliacci D9/545
D608,215 S * 1/2010 Hackl D9/502
D619,011 S * 7/2010 Zoppas D9/541
D623,950 S * 9/2010 Eugui D9/516
D658,065 S * 4/2012 Oommen D9/520
D664,437 S * 7/2012 Barel D9/538
2010/0000962 A1 * 1/2010 Lepoitevin B65D 1/0223
215/381

Feb. 25, 2014 (EM) 002411686-0002

(51) **LOC (10) Cl.** **09-01**
(52) **U.S. Cl.**
USPC **D9/538**; D9/540; D9/552; D9/556;
D9/557

(58) **Field of Classification Search**
USPC D9/516–575, 600–681
CPC B65D 23/00; B65D 23/102; B65D 1/00;
B65D 1/0223; B65D 1/0261; B65D 1/40;
B65D 1/42; B65D 1/44; B65D 2501/00;
B65D 2501/0009; B65D 2501/0018; B65D
2501/0027; B65D 2501/0036
See application file for complete search history.

(56) **References Cited**
U.S. PATENT DOCUMENTS
D67,219 S * 5/1925 Miller D9/550
D118,862 S * 2/1940 Meyer D9/681
D286,985 S * 12/1986 Durand D9/542

* cited by examiner

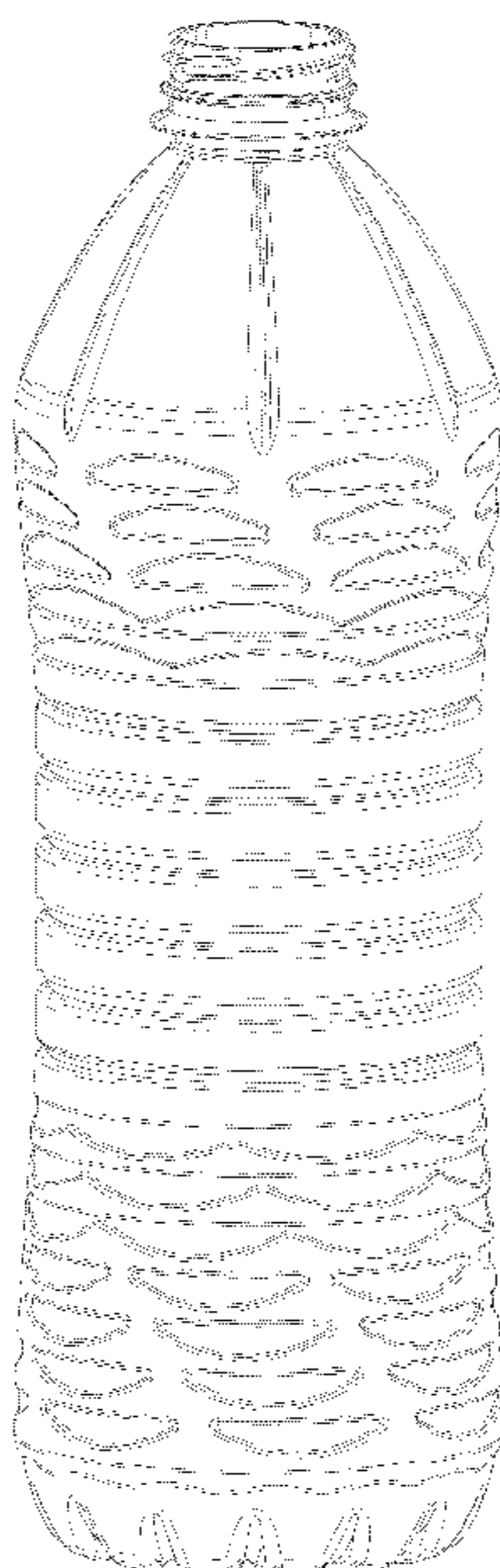
Primary Examiner — Catherine Tuttle
(74) *Attorney, Agent, or Firm* — Mark M. Friedman

(57) **CLAIM**
The ornamental design for a bottle, as shown and described.

DESCRIPTION

FIG. 1 is a perspective view of a bottle showing my new design;
FIG. 2 is a front view thereof;
FIG. 3 is a rear view thereof;
FIG. 4 is a left side view thereof;
FIG. 5 is a right side view thereof;
FIG. 6 is a top view thereof; and,
FIG. 7 is a bottom view thereof.

1 Claim, 7 Drawing Sheets






Fig. 1




Fig. 2




Fig. 3




Fig. 4

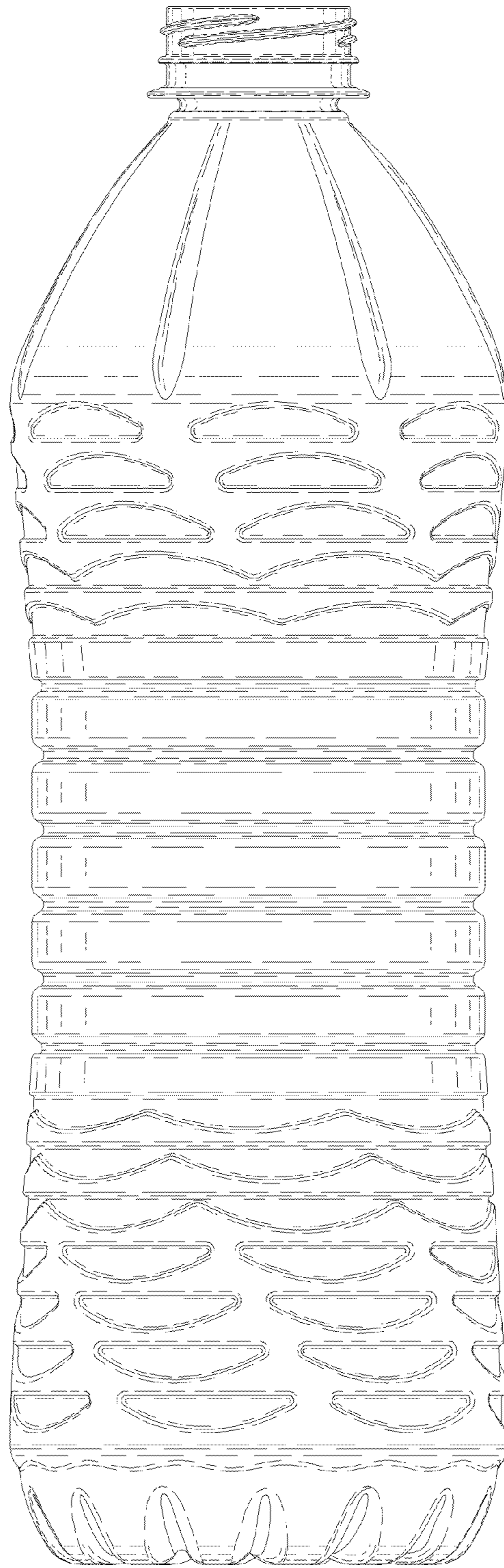


Fig. 5




Fig. 6

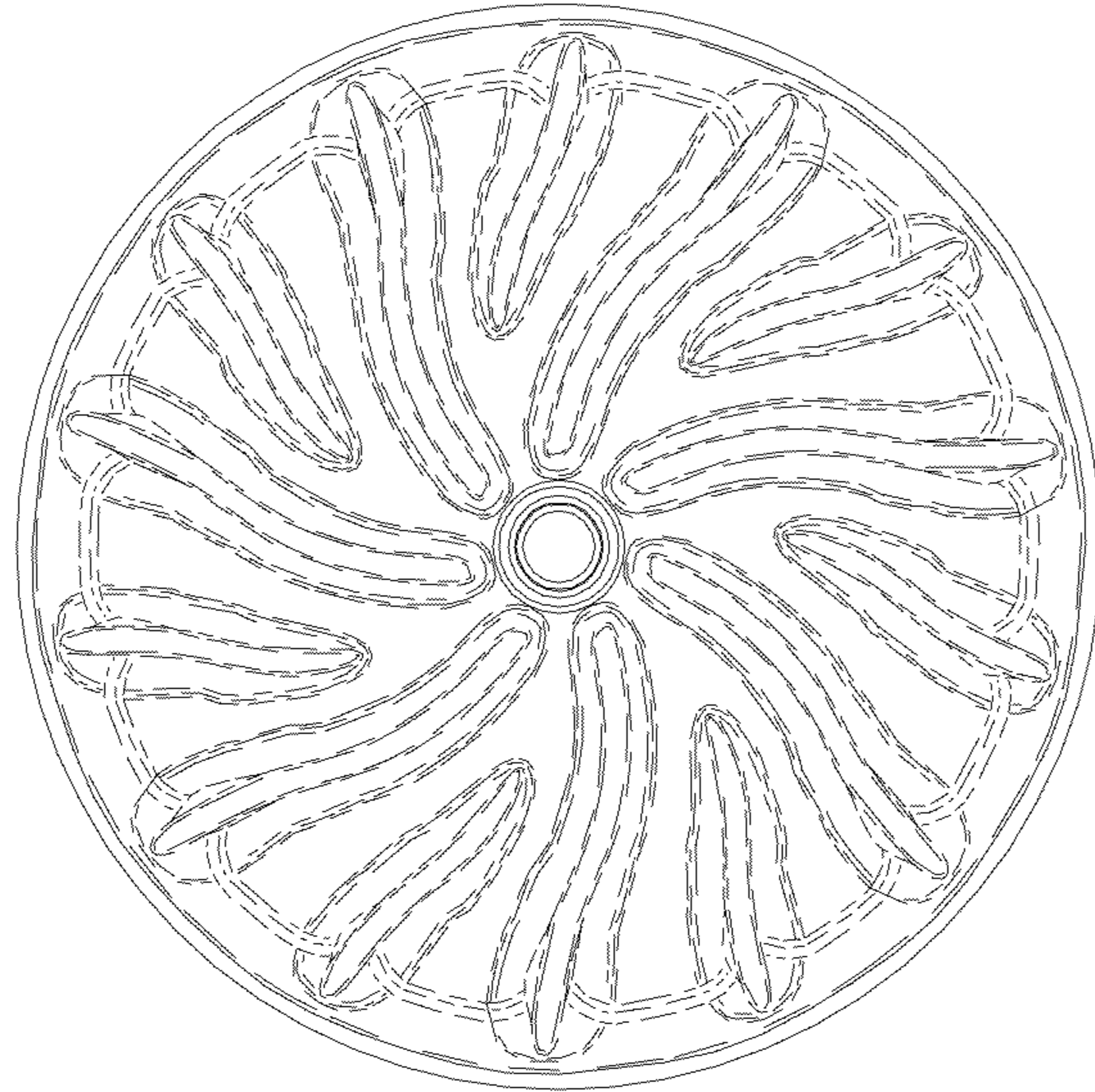


Fig. 7