



US00D747205S

(12) **United States Design Patent**
Schlott

(10) **Patent No.:** **US D747,205 S**
(45) **Date of Patent:** **** Jan. 12, 2016**

(54) **CONTAINER HAVING TEXTURED SURFACE**

(71) Applicant: **Warren Distribution, Inc.**, Omaha, NE
(US)

(72) Inventor: **Robert N. Schlott**, Omaha, NE (US)

(73) Assignee: **Warren Distribution, Inc.**, Omaha, NE
(US)

(**) Term: **14 Years**

(21) Appl. No.: **29/461,452**

(22) Filed: **Jul. 23, 2013**

(51) **LOC (10) Cl.** **09-01**

(52) **U.S. Cl.**
USPC **D9/523**

(58) **Field of Classification Search**
USPC D9/414, 417, 424, 430, 432, 440, 516,
D9/523, 530, 547, 550, 551, 553, 554, 560,
D9/563, 564, 566, 567, 693, 719, 738;
206/386; 215/10, 382, 383, 384, 396,
215/398; 220/660, 662, 666, 669, 675
See application file for complete search history.

(56) **References Cited**

U.S. PATENT DOCUMENTS

| | | | | |
|---------------|---------|-------------------|-------|---------|
| D282,636 S * | 2/1986 | Beaver et al. | | D9/523 |
| D289,376 S * | 4/1987 | Nemits | | D9/523 |
| 4,877,142 A * | 10/1989 | Doering | | 215/382 |
| D307,548 S * | 5/1990 | Cochran | | D9/523 |
| 5,918,753 A * | 7/1999 | Ogg et al. | | 215/382 |
| 5,988,460 A * | 11/1999 | Brecheisen et al. | | 222/572 |
| D510,870 S * | 10/2005 | Kelly et al. | | D9/523 |
| D548,094 S * | 8/2007 | Salas | | D9/524 |
| D564,903 S * | 3/2008 | Stephens | | D9/773 |
| D577,588 S * | 9/2008 | Yourist | | D9/523 |

| | | | | |
|--------------|--------|----------------|-------|--------|
| D613,172 S * | 4/2010 | Masters et al. | | D9/523 |
| D635,029 S * | 3/2011 | Warren | | D9/523 |
| D673,456 S * | 1/2013 | Masters et al. | | D9/523 |

* cited by examiner

Primary Examiner — Susan Bennett Hattan

Assistant Examiner — Leanne Was

(74) *Attorney, Agent, or Firm* — Roger A. Gilcrest

(57) **CLAIM**

The ornamental design for a container having textured surface, as shown and described.

DESCRIPTION

FIG. 1 is an upper front perspective view of a container having textured surface;

FIG. 2 is a back elevation view of the container;

FIG. 3 is a front elevation view of the container;

FIG. 4 is a right side view of the container;

FIG. 5 is a left side view of the container;

FIG. 6 is a top plan view of the container; and,


FIG. 7 is a bottom plan view of the container.

The broken lines contained in the flat panel within the polygonal embossment on the container's side shown in FIGS. 1-3 are used for context to show the position of a container contents identifier or trademark, and form no part of the claimed design.

The broken lines surrounding the flat panel seen on the left side view of the container in FIG. 5 are used for context to show the position of a container label, and form no part of the claimed design.

The broken lines surrounding the flat panel seen on the bottom view of the container in FIG. 7 are used for context to show the general area of the bottom surface of the container, and form no part of the claimed design.

1 Claim, 5 Drawing Sheets



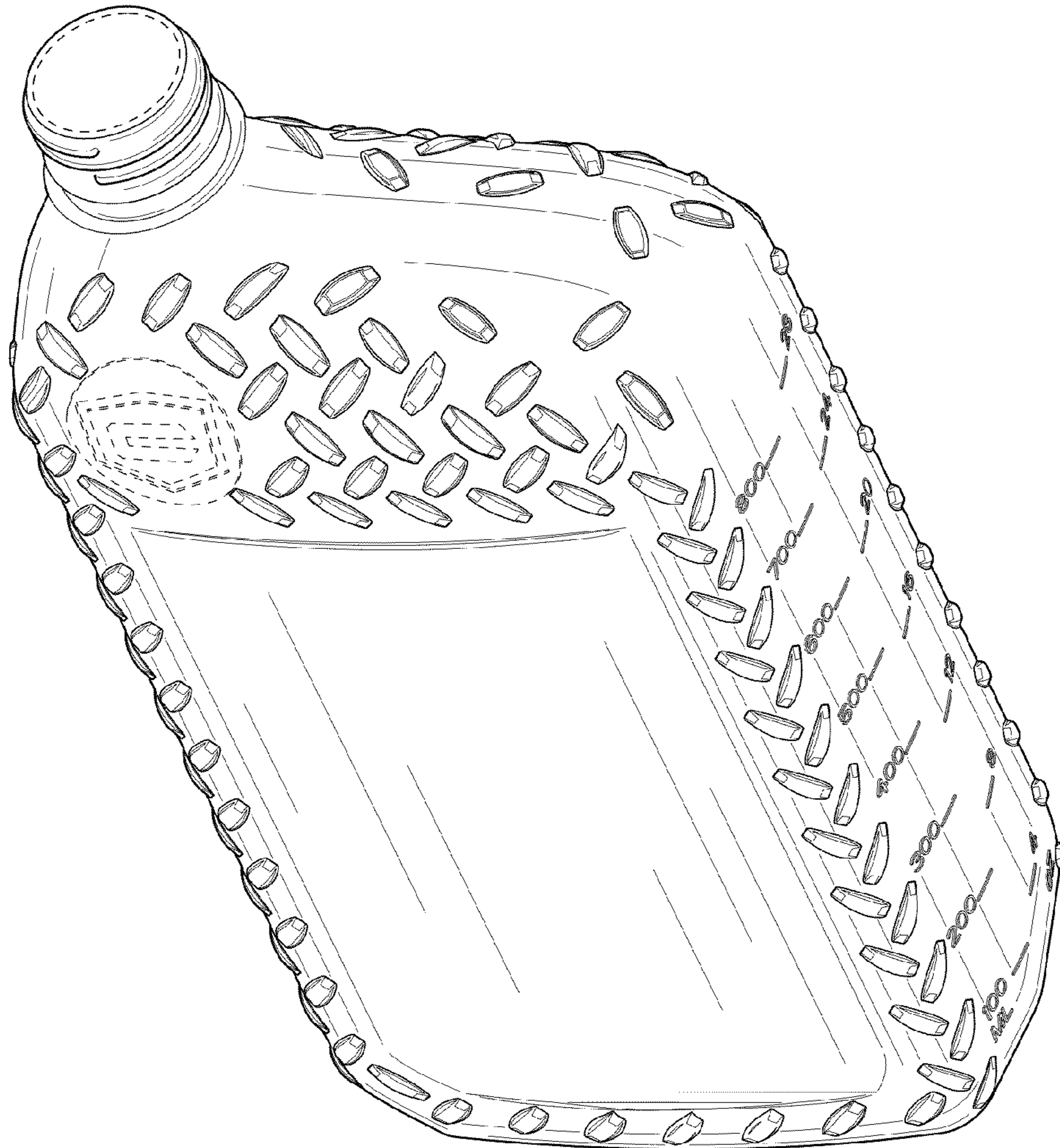


FIG. 1




FIG. 2




FIG. 3

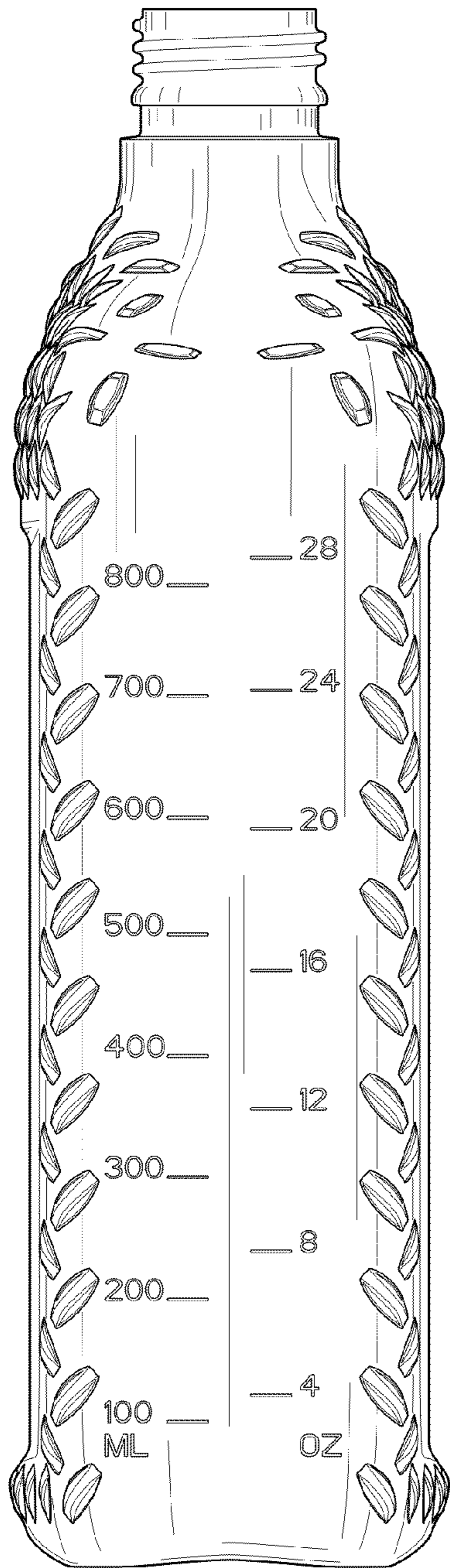


FIG. 4

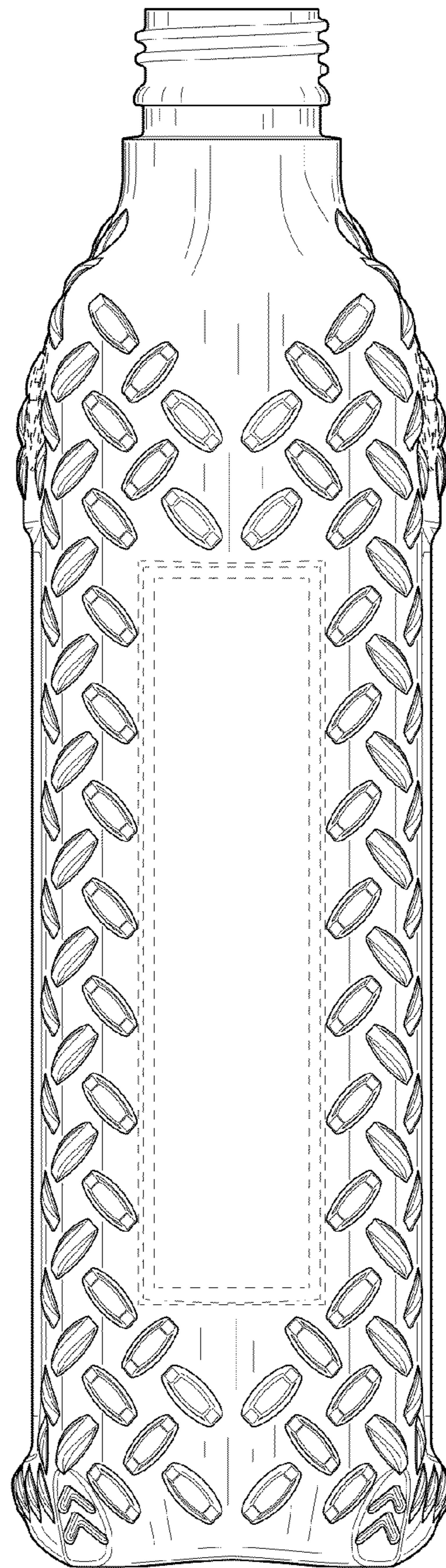


FIG. 5

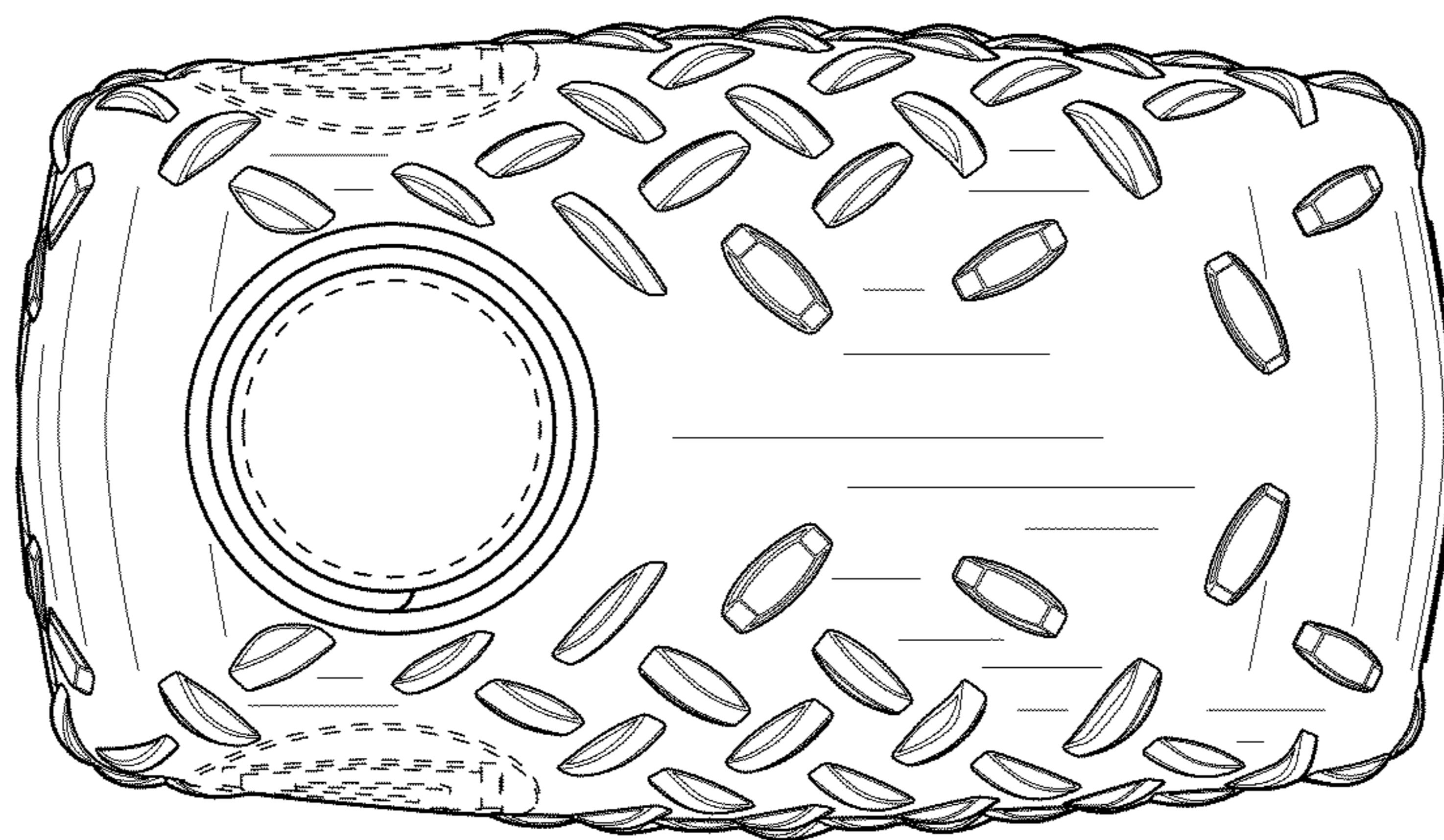


FIG. 6

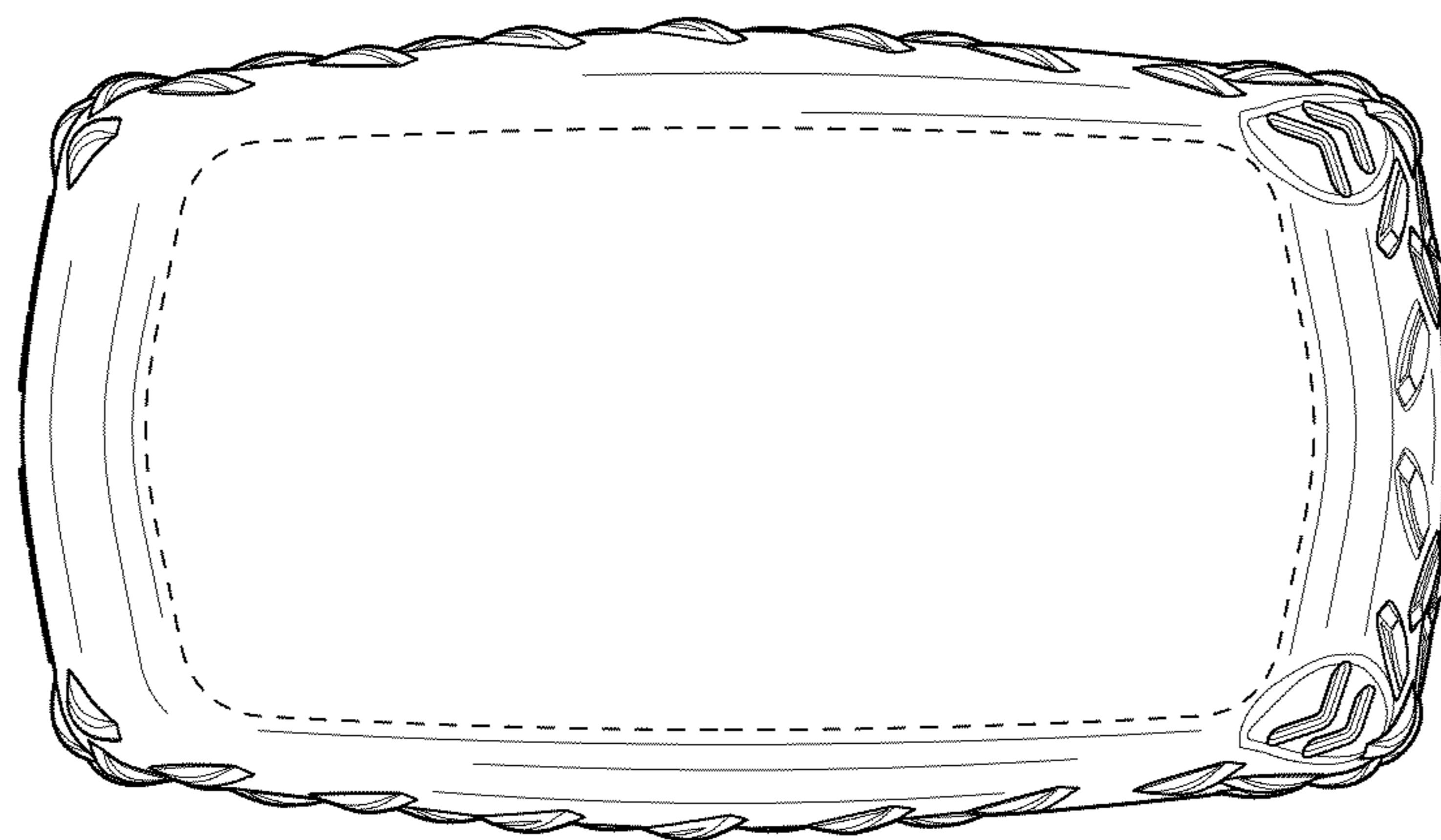


FIG. 7