



US00D747198S

(12) **United States Design Patent**
Biswas et al.

(10) **Patent No.:** **US D747,198 S**
(45) **Date of Patent:** **** Jan. 12, 2016**

(54) **BOTTLE STRAP**

(71) Applicant: **Rubbermaid Incorporated,**
Huntersville, NC (US)

(72) Inventors: **Indira Biswas,** Charlotte, NC (US);
Liam Driscoll, Charlotte, NC (US);
John Michie, Kalamazoo, MI (US)

(73) Assignee: **Rubbermaid Incorporated,**
Huntersville, NC (US)

(**) Term: **14 Years**

(21) Appl. No.: **29/503,106**

(22) Filed: **Sep. 23, 2014**

(51) **LOC (10) Cl.** **09-07**

(52) **U.S. Cl.**
USPC **D9/434; D9/446**

(58) **Field of Classification Search**
USPC D2/627, 639; D7/387, 397, 398;
D9/434-436, 439, 440, 443, 444, 446,
D9/447, 449, 454, 455, 499; D11/3, 4;
D21/672; D24/190; D29/124;
D30/151-153; 119/792, 802; 248/104;
294/151
CPC F16G 11/00; A61J 9/06; Y10T 24/3916;
Y10T 24/3987; A45F 5/00
See application file for complete search history.

(56) **References Cited**

U.S. PATENT DOCUMENTS

D335,447 S *	5/1993	Boivin	D9/418
5,613,657 A *	3/1997	Olaiz	248/102
D449,136 S *	10/2001	Vallance	D29/124
D489,263 S *	5/2004	Sinanian	D9/455
D494,471 S *	8/2004	Chou	D9/455
D508,200 S *	8/2005	Cagle	D9/434
D512,910 S *	12/2005	Haslam	D9/434

D588,912 S *	3/2009	Christensen et al.	D9/434
D589,793 S *	4/2009	Christensen et al.	D9/434
D595,133 S *	6/2009	Lewis	D9/455
D626,409 S *	11/2010	Hooley	D9/434
D636,266 S *	4/2011	Walker et al.	D9/455
D714,142 S *	9/2014	Hojo	D9/436
D725,468 S *	3/2015	Miller	D9/434

OTHER PUBLICATIONS

“Dopper Water Bottle”, on or before Sep. 23, 2014, 1 page.
“Nalgene Water Bottle,” on or before Sep. 23, 2014, 1 page.
“Rubbermaid Filter Fresh Water Bottle,” on or before Sep. 23, 2014,
1 page.
“Rubbermaid Refill Reuse Water Bottle,” on or before Sep. 23, 2014,
1 page.

(Continued)

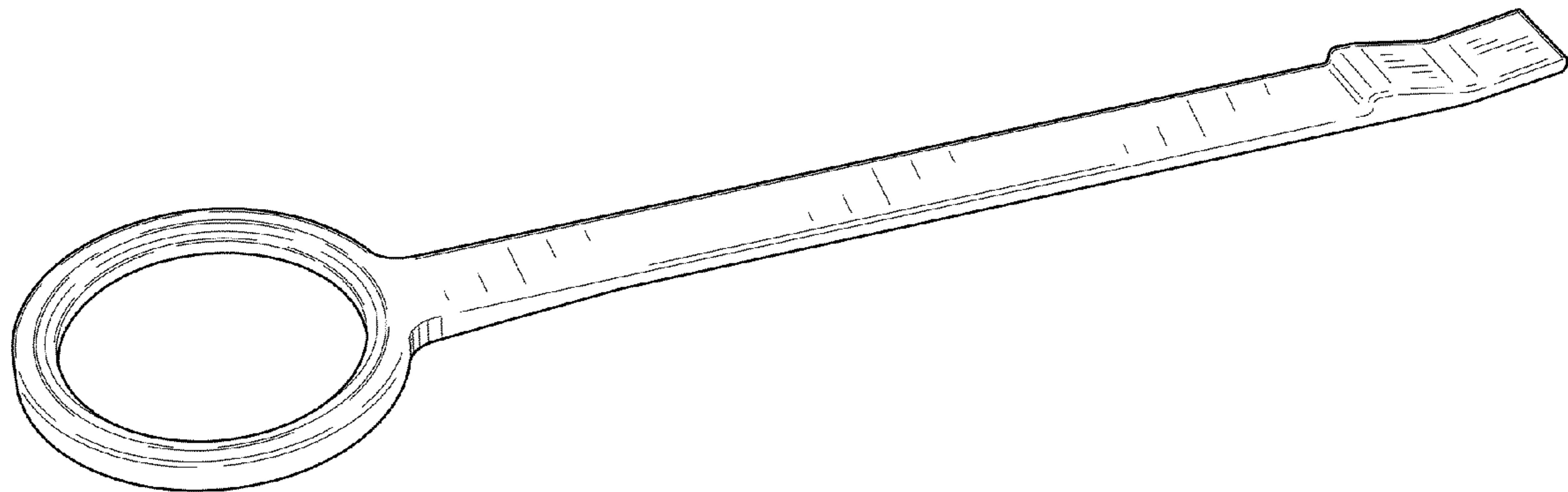
Primary Examiner — Robert M Spear
Assistant Examiner — Darcey E Heflin

(57) **CLAIM**
The ornamental design for a “bottle strap,” as shown and described.

DESCRIPTION

FIG. 1 is a perspective view of a bottle strap, showing our new design;
FIG. 2 is a top view of the bottle strap;
FIG. 3 is a bottom view of the bottle strap;
FIG. 4 is a left view of the bottle strap;
FIG. 5 is a right view of the bottle strap;
FIG. 6 is a front view of the bottle strap;
FIG. 7 is a back view of the bottle strap;
FIG. 8 is a top view of the bottle strap with a cutting plane;
FIG. 9 is a cross-sectional view taken in the direction of line 9-9 of FIG. 8; and,
FIG. 10 is a view of the bottle strap in use.
In the drawings, the broken lines depict environmental subject matter only that forms no part of the claim.

1 Claim, 9 Drawing Sheets



(56)

References Cited

OTHER PUBLICATIONS

“Rubbermaid Cold/Hot Water Bottle,” on or before Sep. 23, 2014, 1 page.

“Rubbermaid Shaker Bottle Water Bottle,” on or before Sep. 23, 2014, 1 page.

Design U.S. Appl. No. 29/503,108, filed Sep. 23, 2014, entitled “Bottle Lid,” Inventor: Biswas et al.

* cited by examiner

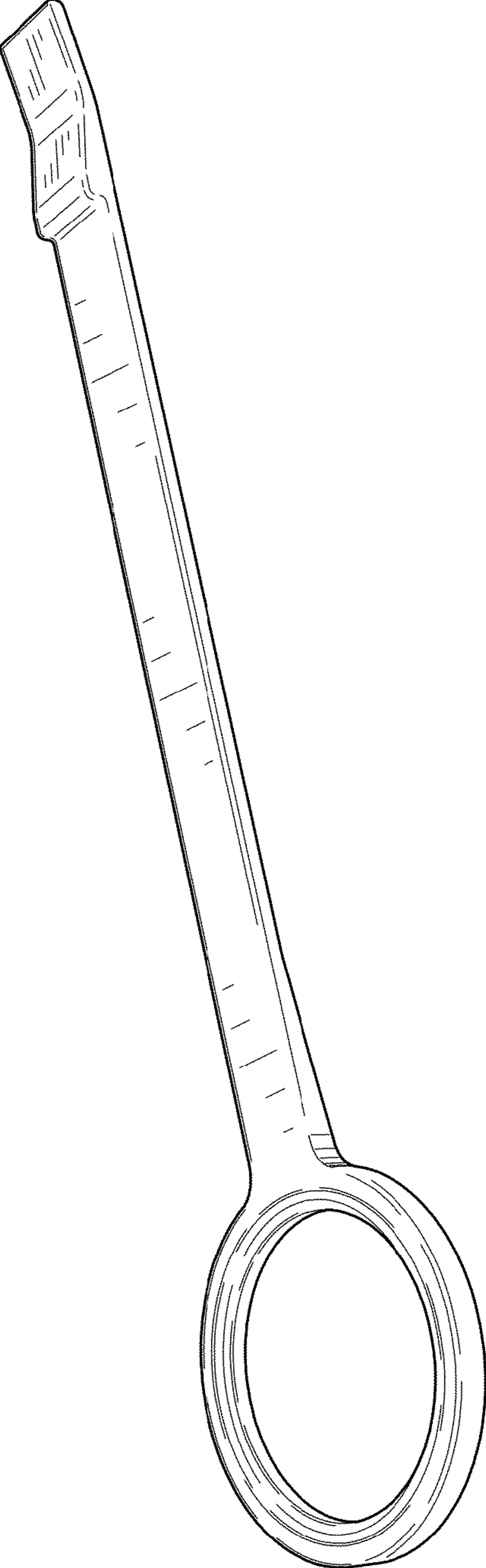


FIG. 1

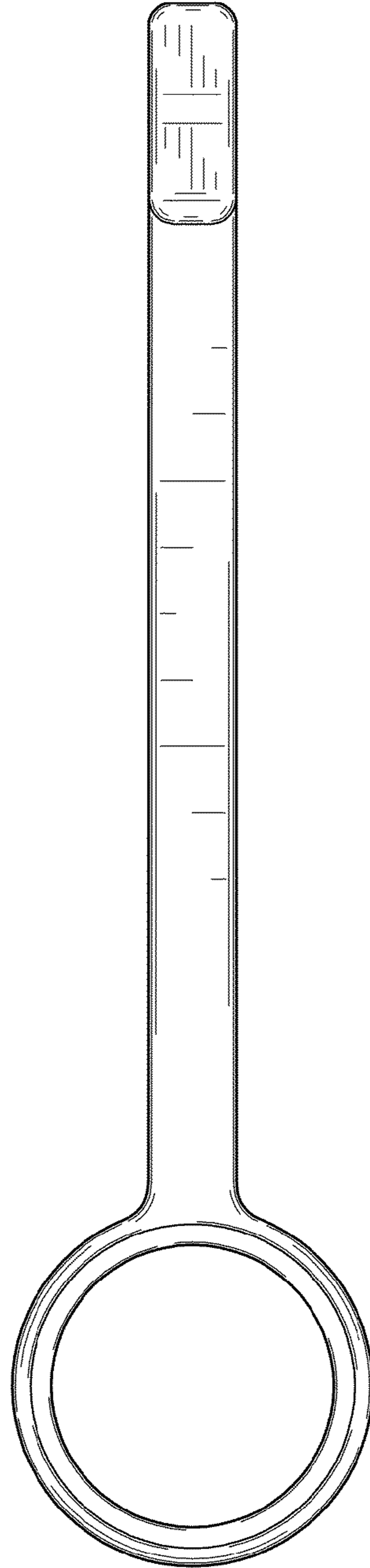


FIG. 2

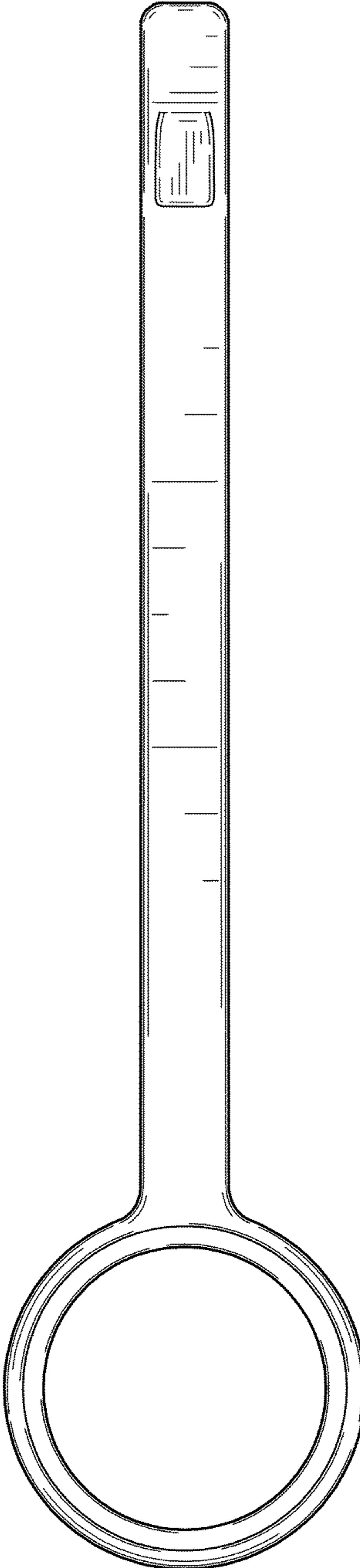


FIG. 3




FIG. 4




FIG. 5



FIG. 7




FIG. 6

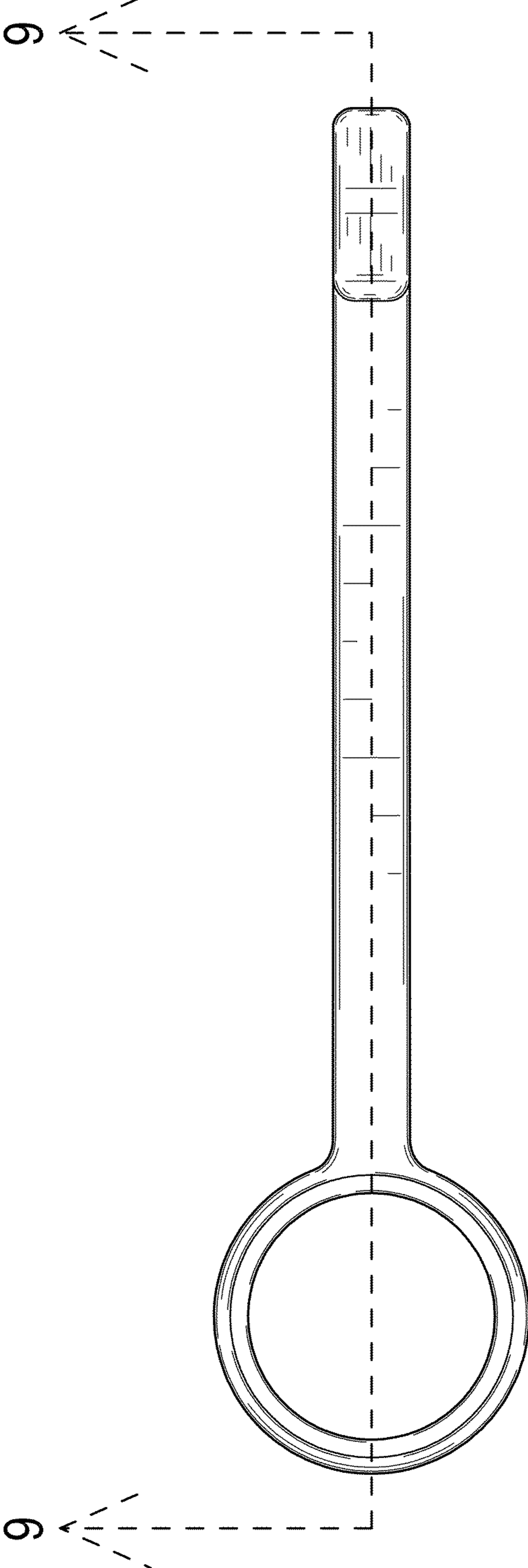


FIG. 8

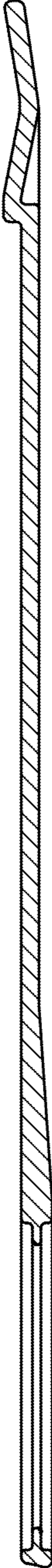


FIG. 9

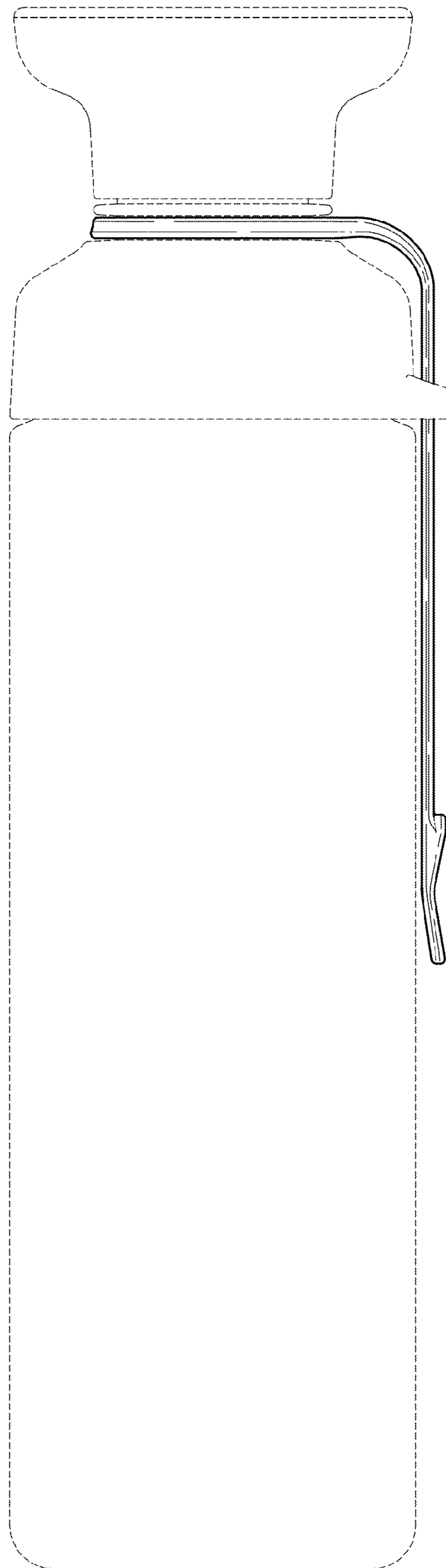


FIG. 10