

US00D747161S

(12) **United States Design Patent**
Mäkelä

(10) **Patent No.:** **US D747,161 S**
(45) **Date of Patent:** **** Jan. 12, 2016**

(54) **COOK KNIFE**

(71) Applicant: **Fiskars Home Oy Ab**, Helsinki (FI)

(72) Inventor: **Antti Mäkelä**, Helsinki (FI)

(73) Assignee: **Fiskars Home Oy Ab**, Helsinki (FI)

(**) Term: **14 Years**

(21) Appl. No.: **29/493,386**

(22) Filed: **Jun. 9, 2014**

(30) **Foreign Application Priority Data**

Dec. 19, 2013 (EM) 002374116-0012

(51) **LOC (10) Cl.** **07-03**

(52) **U.S. Cl.**
USPC **D7/649**

(58) **Field of Classification Search**
USPC D7/393-395, 401.2, 642-652, 693,
D7/695-696; D8/93, 97-100, 107, 300,
D8/321; D22/117-118
CPC A01B 1/20; A01B 1/22; A22C 25/006;
A47G 21/06; A47G 21/065; A61B 17/3211;
A61B 17/3213; B21D 53/64; B25G 3/36;
B26B 1/00; B26B 1/048; B26B 1/08; B26B
1/10; B26B 3/00; B26B 3/02; B26B 3/03;
B26B 3/04; B26B 3/06; B26B 5/00; B26B
5/001; B26B 5/007; B26B 7/00; B26B 7/005;
B26B 9/00; B26B 9/02; B26B 11/00; B26B
11/006; B26B 17/00; B26B 17/006; B26B
29/02

See application file for complete search history.

(56) **References Cited**

U.S. PATENT DOCUMENTS

D240,495 S	7/1976	Koppe	
D305,257 S	12/1989	Bendickson et al.	
D424,887 S *	5/2000	Stokes	D7/649
D425,365 S *	5/2000	Chien	D7/401.2
D458,511 S	6/2002	Rorke	
D473,430 S *	4/2003	Fedor	D7/649
D513,927 S *	1/2006	Chen	D7/395
D524,121 S *	7/2006	Loeb	D7/649
D539,083 S *	3/2007	Molayem	D7/393
D545,140 S	6/2007	Hasegawa	
D553,468 S	10/2007	Freeman	
D581,241 S	11/2008	Freeman	
D582,243 S	12/2008	Freeman et al.	
D582,747 S	12/2008	Freeman et al.	

(Continued)

OTHER PUBLICATIONS

Notice of Allowance, U.S. Appl. No. 29/493,382, 8 pages (Nov. 10, 2015).


Primary Examiner — Ricky Pham
(74) *Attorney, Agent, or Firm* — Foley & Lardner LLP

(57) **CLAIM**
I claim the ornamental design for a cook knife, as shown and described.

DESCRIPTION

FIG. 1 is a front perspective view of the claimed design;
FIG. 2 is a front view of the embodiment of FIG. 1;
FIG. 3 is a rear view of the embodiment of FIG. 1;
FIG. 4 is a top view of the embodiment of FIG. 1;
FIG. 5 is a bottom view of the embodiment of FIG. 1;
FIG. 6 is an enlarged right side view of the embodiment of FIG. 1; and,
FIG. 7 is an enlarged left side view of the embodiment of FIG. 1.

1 Claim, 4 Drawing Sheets



(56)

References Cited

U.S. PATENT DOCUMENTS

D610,646 S	2/2010	Harsey et al.		D696,567 S	12/2013	Leh et al.
D614,933 S	5/2010	Freeman et al.		D696,919 S	1/2014	Leh et al.
D629,260 S *	12/2010	Krent	D7/649	D696,920 S	1/2014	Cagampang et al.
D636,051 S	4/2011	Freeman et al.		D699,315 S	2/2014	Seeds et al.
D636,052 S	4/2011	Freeman et al.		D700,675 S	3/2014	Seeds et al.
D636,053 S	4/2011	Freeman et al.		D703,509 S	4/2014	Hyma
D638,904 S	5/2011	Freeman et al.		D704,009 S	5/2014	Wandrup
D639,616 S *	6/2011	Krapfl	D7/401.2	D708,476 S	7/2014	Wandrup
D639,632 S	6/2011	Freeman et al.		D708,477 S	7/2014	Wandrup
D643,258 S	8/2011	Spiegel		D708,488 S	7/2014	Wandrup
D660,097 S *	5/2012	Chen	D7/401.2	D709,982 S	7/2014	Freeman et al.
D660,098 S *	5/2012	Chen	D7/401.2	D709,983 S	7/2014	Cagampang
D661,367 S	6/2012	Seeds et al.		D737,110 S	8/2015	Schuft
				D741,680 S	10/2015	Hunter et al.
				2004/0158991 A1	8/2004	Freeman
				2006/0064877 A1	3/2006	Vallotton et al.

* cited by examiner

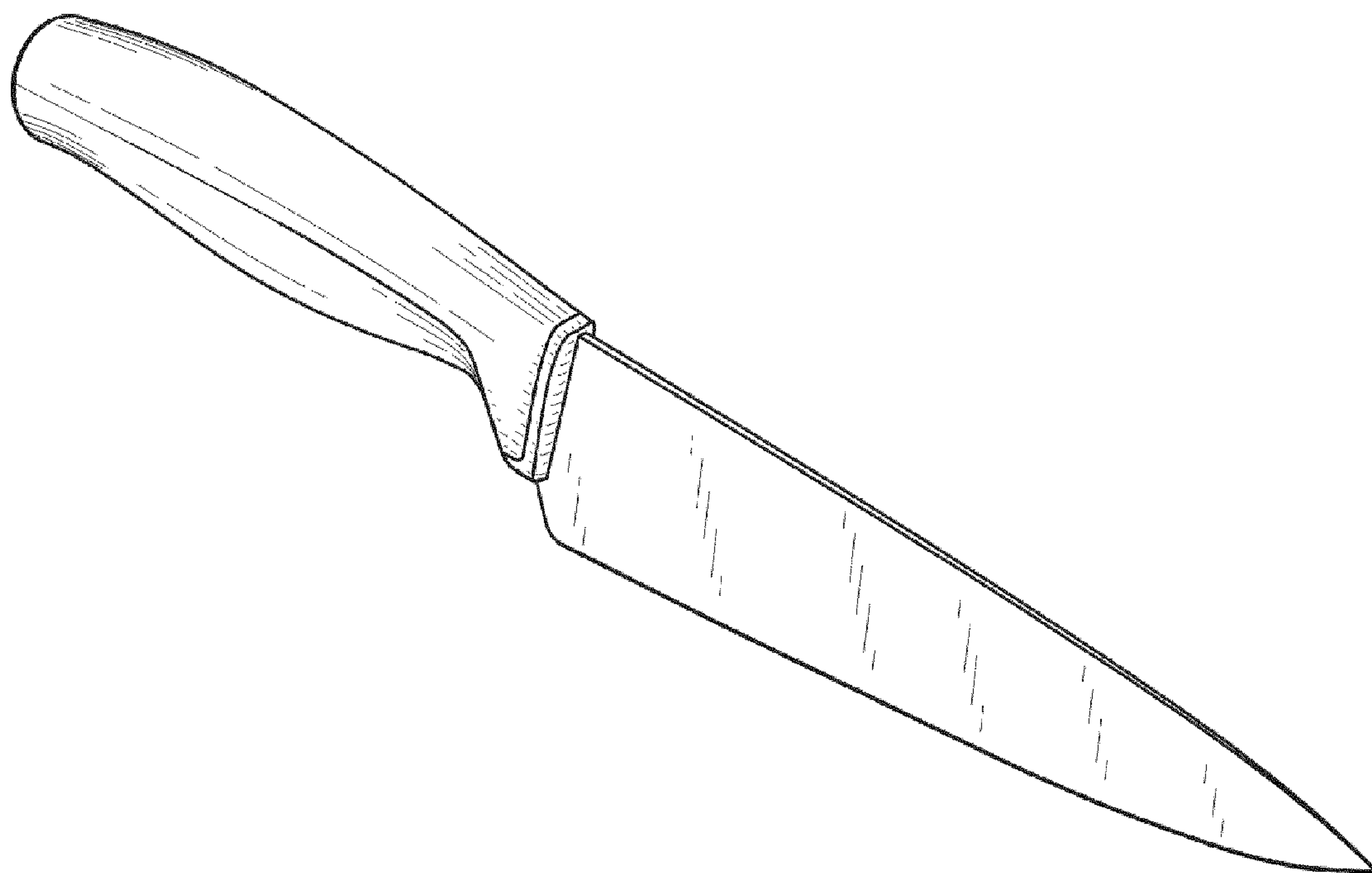


FIG. 1




FIG. 2




FIG. 3

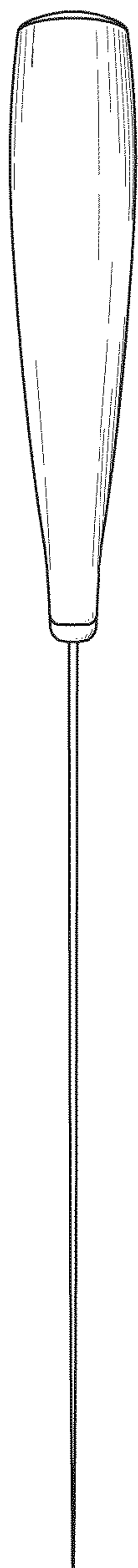


FIG. 4




FIG. 5

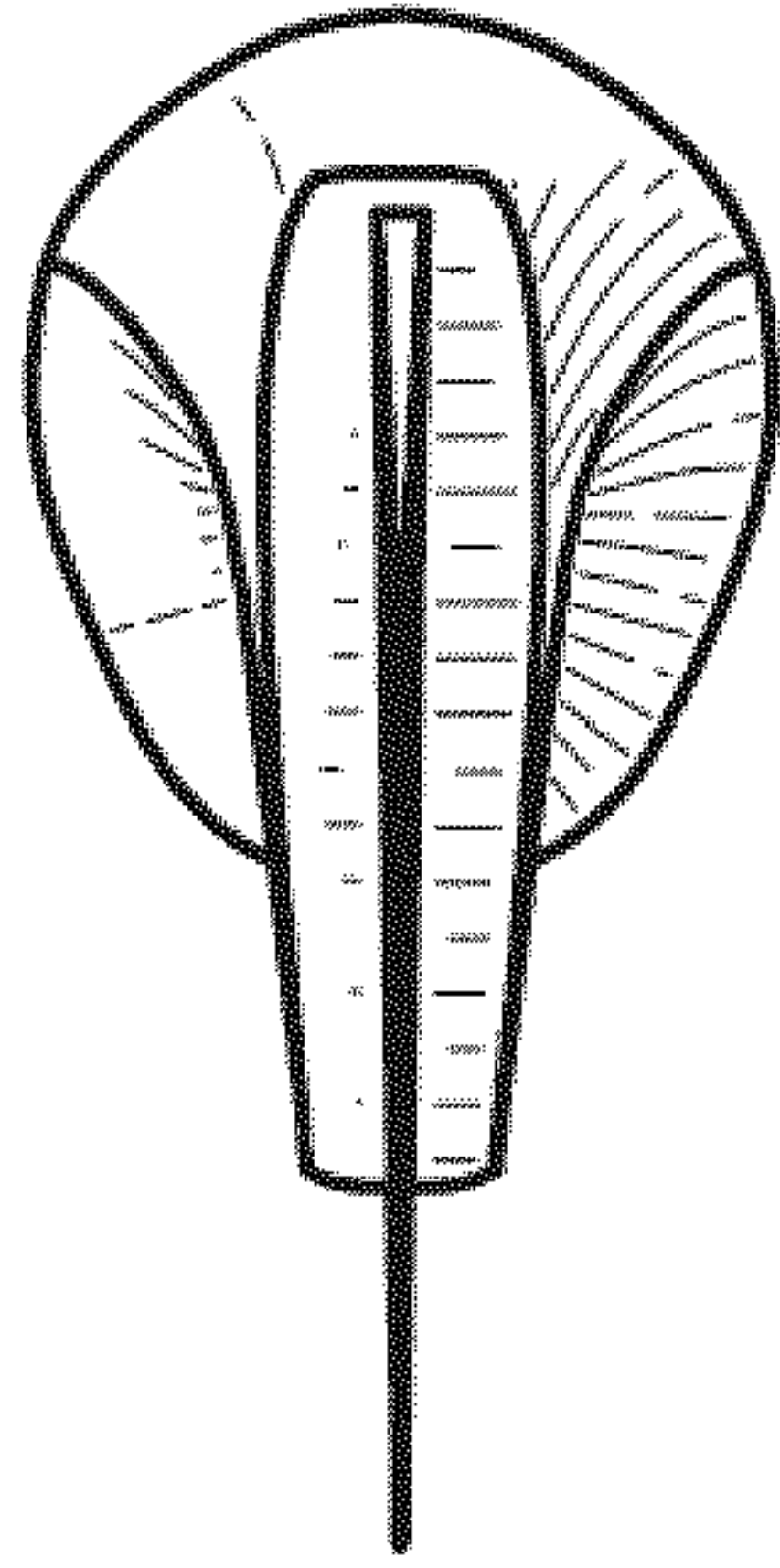


FIG. 6




FIG. 7