



US00D747127S

(12) **United States Design Patent**
Chang

(10) **Patent No.:** **US D747,127 S**
(45) **Date of Patent:** **** Jan. 12, 2016**

(54) **FURNITURE PART**

(71) Applicant: **Hyo Cheol Chang**, Incheon (KR)

(72) Inventor: **Hyo Cheol Chang**, Incheon (KR)

(**) Term: **14 Years**

(21) Appl. No.: **29/483,171**

(22) Filed: **Feb. 26, 2014**

(51) **LOC (10) Cl.** **06-06**

(52) **U.S. Cl.**
USPC **D6/709; D6/712; D25/120**

(58) **Field of Classification Search**
USPC D6/708, 708.17, 709, 712, 656, 656.16,
D6/656.17, 656.11, 656.19, 653.14,
D6/653.21, 655.14, 655.22; D25/120, 124,
D25/125
CPC A47B 13/023; A47B 13/00; A47B 13/02;
A47B 21/02; A47B 21/00; A47B 17/00;
A47B 17/003; A47B 17/006; E04C 2003/043;
E04C 3/07

See application file for complete search history.

(56) **References Cited**

U.S. PATENT DOCUMENTS

4,069,638	A *	1/1978	Hasselqvist et al.	52/843
D314,105	S *	1/1991	Vossoughi	D6/656.16
5,095,678	A *	3/1992	Murphy	52/844
D386,330	S *	11/1997	Russell	D6/709
D589,724	S *	4/2009	Howe et al.	D6/712

* cited by examiner

Primary Examiner — Janice Seeger

(74) *Attorney, Agent, or Firm* — John K. Park; Park Law Firm

(57) **CLAIM**

The ornamental design for a furniture part, as shown and described.

DESCRIPTION

FIG. 1 is a perspective view of a furniture part showing my new design;

FIG. 2 is a front view thereof; and,

FIG. 3 is a top view thereof.

The broken line showing of environment is for illustrative purposes only and forms no part of the claimed design.

1 Claim, 2 Drawing Sheets

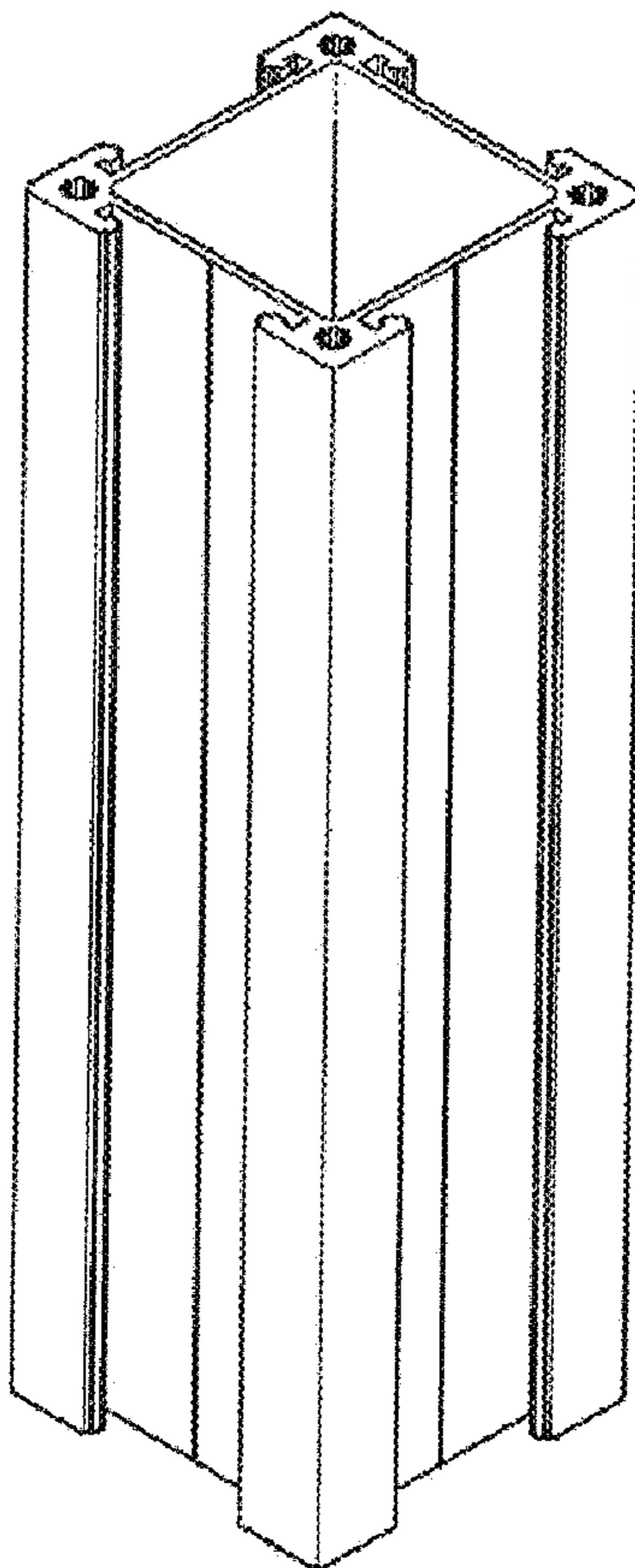


FIG. 1




FIG. 2




FIG. 3

