



US00D747104S

(12) **United States Design Patent**  
**Ford**

(10) **Patent No.:** **US D747,104 S**  
(45) **Date of Patent:** **\*\* Jan. 12, 2016**

(54) **BACKPACK**  
(71) Applicant: **NIKE, Inc.**, Beaverton, OR (US)  
(72) Inventor: **Timothy John Ford**, Portland, OR (US)  
(73) Assignee: **NIKE, Inc.**, Beaverton, OR (US)  
(\*\*) Term: **14 Years**

D622,500 S 8/2010 Pho  
D630,011 S 1/2011 Knight et al.  
D665,573 S 8/2012 Crandall  
D676,659 S 2/2013 Brunazzi et al.  
D688,455 S 8/2013 Boldetti et al.  
D699,944 S 2/2014 Mather  
D709,689 S 7/2014 Brunazzi et al.  
D710,608 S 8/2014 Yoneno  
D713,139 S 9/2014 Ford

(21) Appl. No.: **29/511,095**  
(22) Filed: **Dec. 5, 2014**  
(51) **LOC (10) Cl.** ..... **03-01**  
(52) **U.S. Cl.**  
USPC ..... **D3/318; D3/216; D3/221**  
(58) **Field of Classification Search**  
USPC ..... **D3/216, 221, 318**  
CPC ..... **A45F 3/00; A45F 3/02; A45F 3/04**  
See application file for complete search history.

**OTHER PUBLICATIONS**

Nike Equipment Catalog, 2010 Fall Accessories Equipment, p. 2,  
published Nov. 2009, NIKE, Inc., USA.

(Continued)

*Primary Examiner* — Holly Baynham  
(74) *Attorney, Agent, or Firm* — Banner & Witcoff, Ltd.

(57) **CLAIM**  
The ornamental design for a backpack, as shown and  
described.

(56) **References Cited**

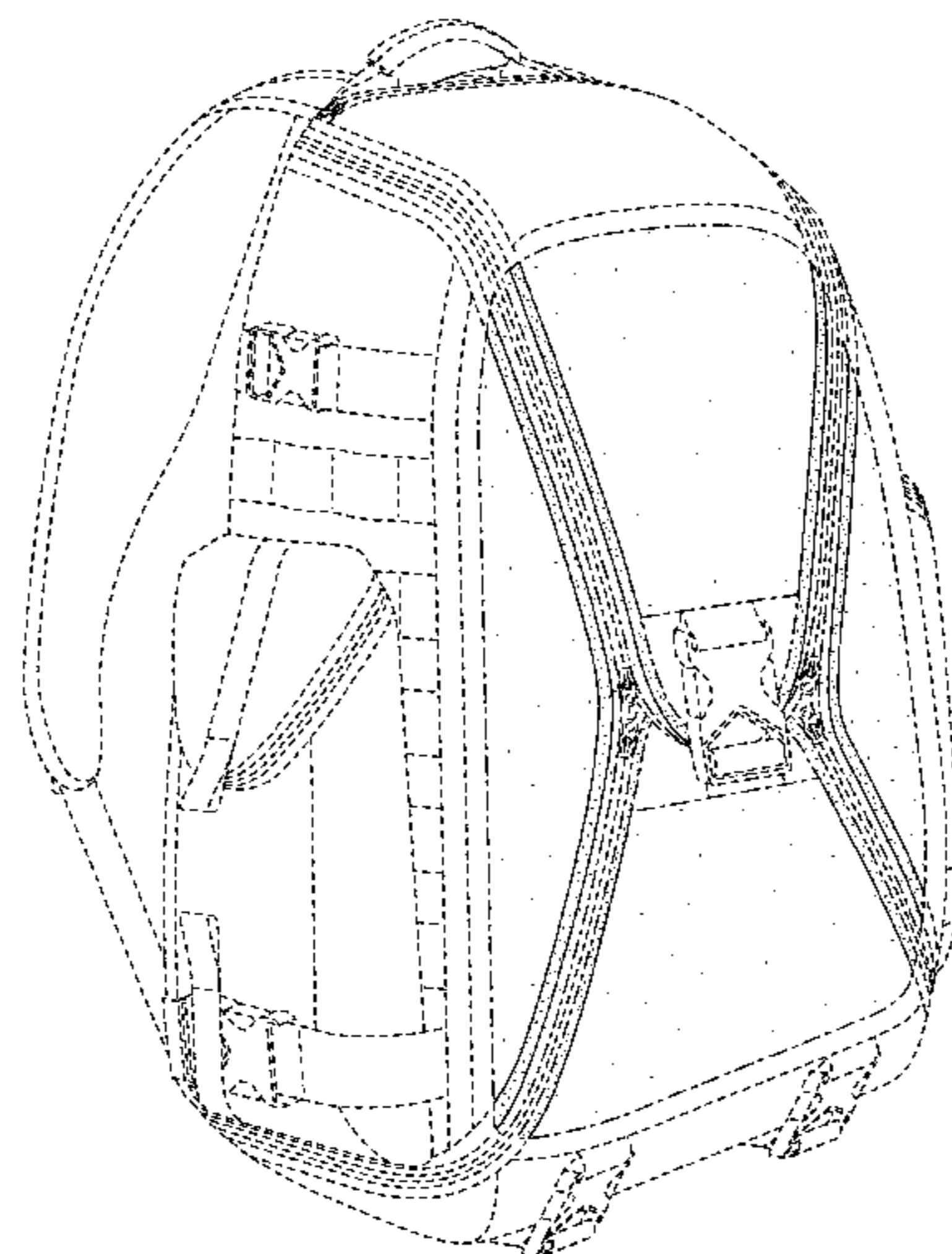
**DESCRIPTION**

**U.S. PATENT DOCUMENTS**

D113,446 S 2/1939 White  
D251,083 S 2/1979 Rabinowitz et al.  
D426,951 S 6/2000 Rohrbach et al.  
D431,356 S 10/2000 Ammerman et al.  
D437,997 S 2/2001 Ammerman et al.  
D479,186 S 9/2003 Hassett  
D498,585 S 11/2004 Darling  
D501,723 S 2/2005 Fenton et al.  
D506,314 S 6/2005 Roberts  
D507,697 S 7/2005 Seong  
D508,315 S \* 8/2005 Han ..... D3/217  
D513,880 S 1/2006 Domotor et al.  
D517,801 S 3/2006 Woo  
D524,543 S 7/2006 Toler et al.  
D543,357 S 5/2007 Corcoran  
D548,461 S 8/2007 Bettua et al.  
D550,964 S 9/2007 Bettua et al.  
7,270,438 B2 \* 9/2007 Chen ..... 362/108  
D552,844 S \* 10/2007 Shor et al. .... D3/216  
D605,397 S \* 12/2009 Shor et al. .... D3/217  
D610,797 S \* 3/2010 Shor et al. .... D3/217

FIG. 1 is a front, left perspective view of a backpack showing  
my new design;  
FIG. 2 is a front view thereof;  
FIG. 3 is a rear view thereof;  
FIG. 4 is a right side view thereof;  
FIG. 5 is a left side view thereof;  
FIG. 6 is a top view thereof;  
FIG. 7 is a bottom view thereof; and,  
FIG. 8 is an enlarged view of FIG. 2 with unclaimed subject  
matter omitted.  
The uneven length broken lines immediately adjacent to the  
shaded area represent the boundaries of the claim and form no  
part of the claimed design. The unevenly spaced broken lines  
within the shaded area and the evenly spaced broken lines  
showing stitching and other parts of the backpack are for the  
purposes of illustrating environment and form no part of the  
claimed design.

**1 Claim, 8 Drawing Sheets**



(56)

**References Cited**

OTHER PUBLICATIONS

Nike Equipment Catalog, 2010 Holiday Equipment, p. 2, published Feb. 2010, NIKE, Inc., USA.

Nike Equipment Catalog, 2011 Fall Equipment, p. 15, published date unknown, but prior to the filing date of the present application, NIKE, Inc., USA.

\* cited by examiner

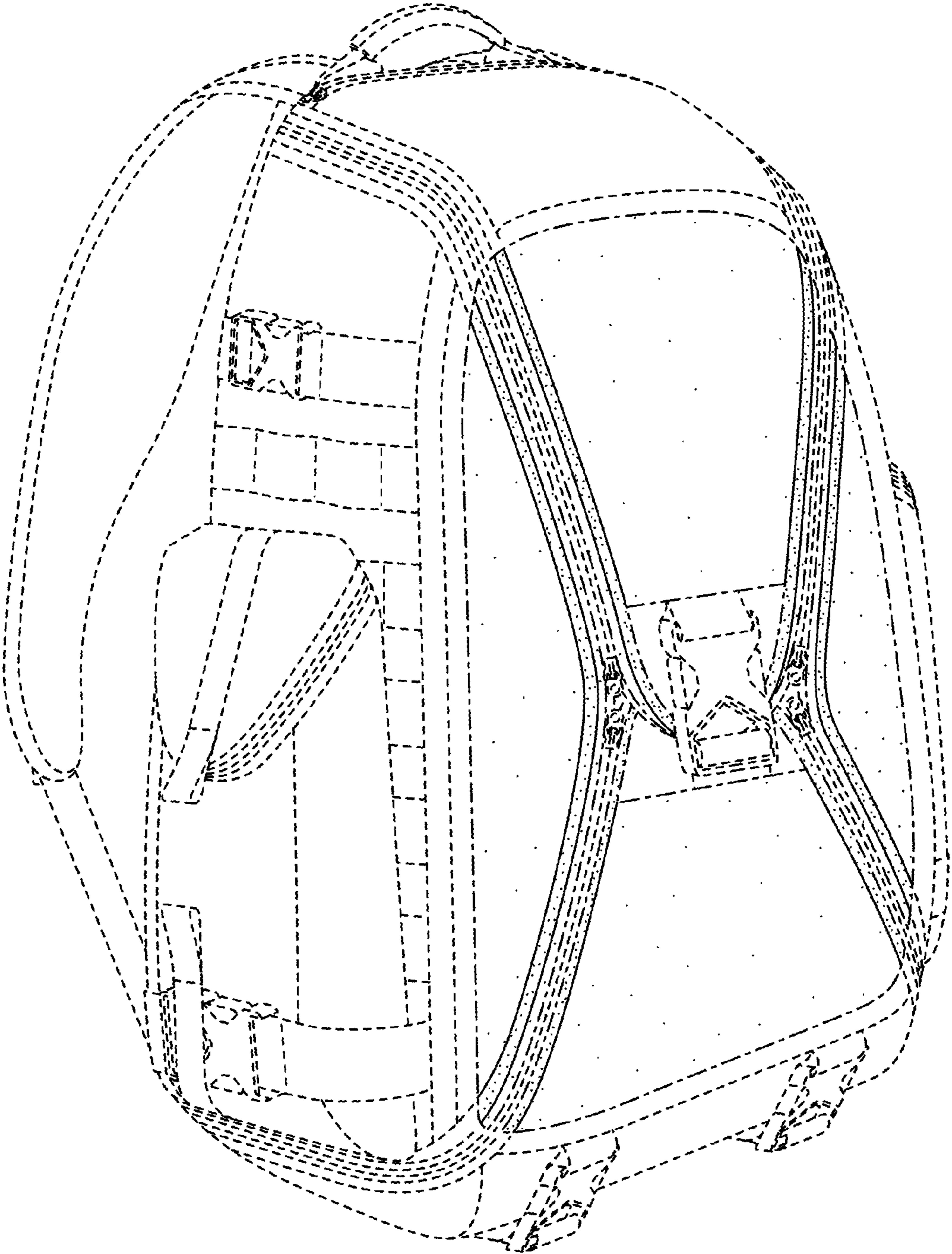


FIG. 1

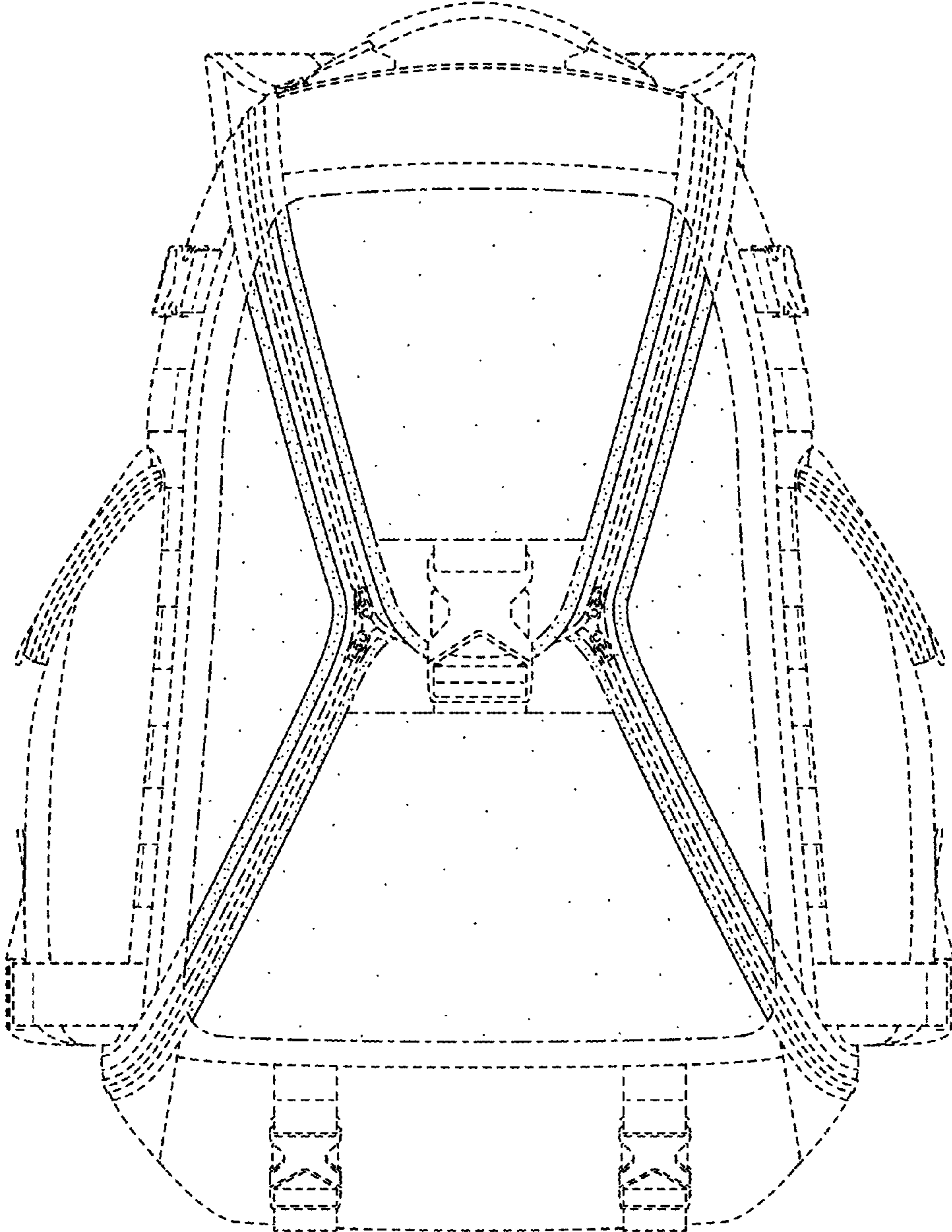


FIG. 2

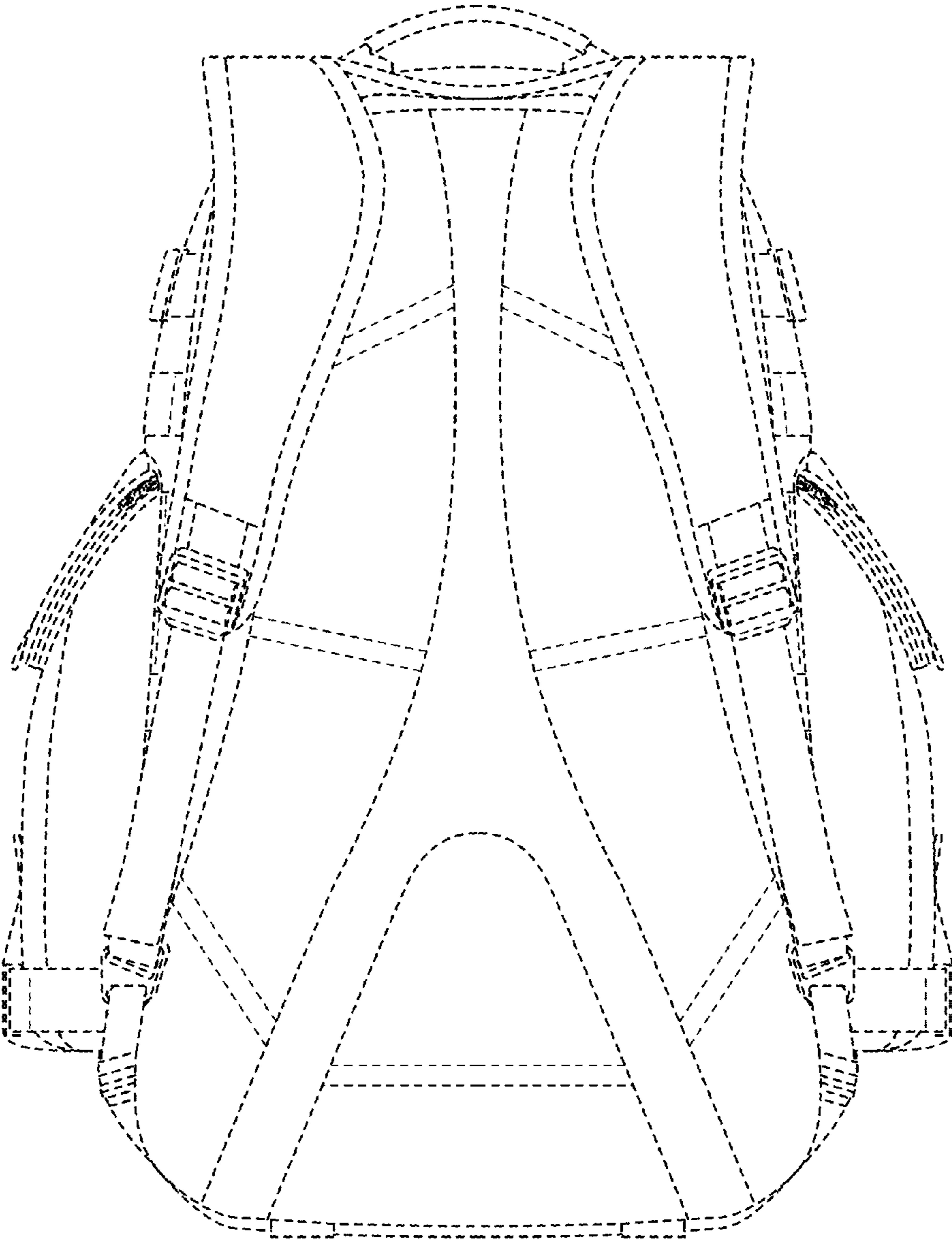


FIG. 3

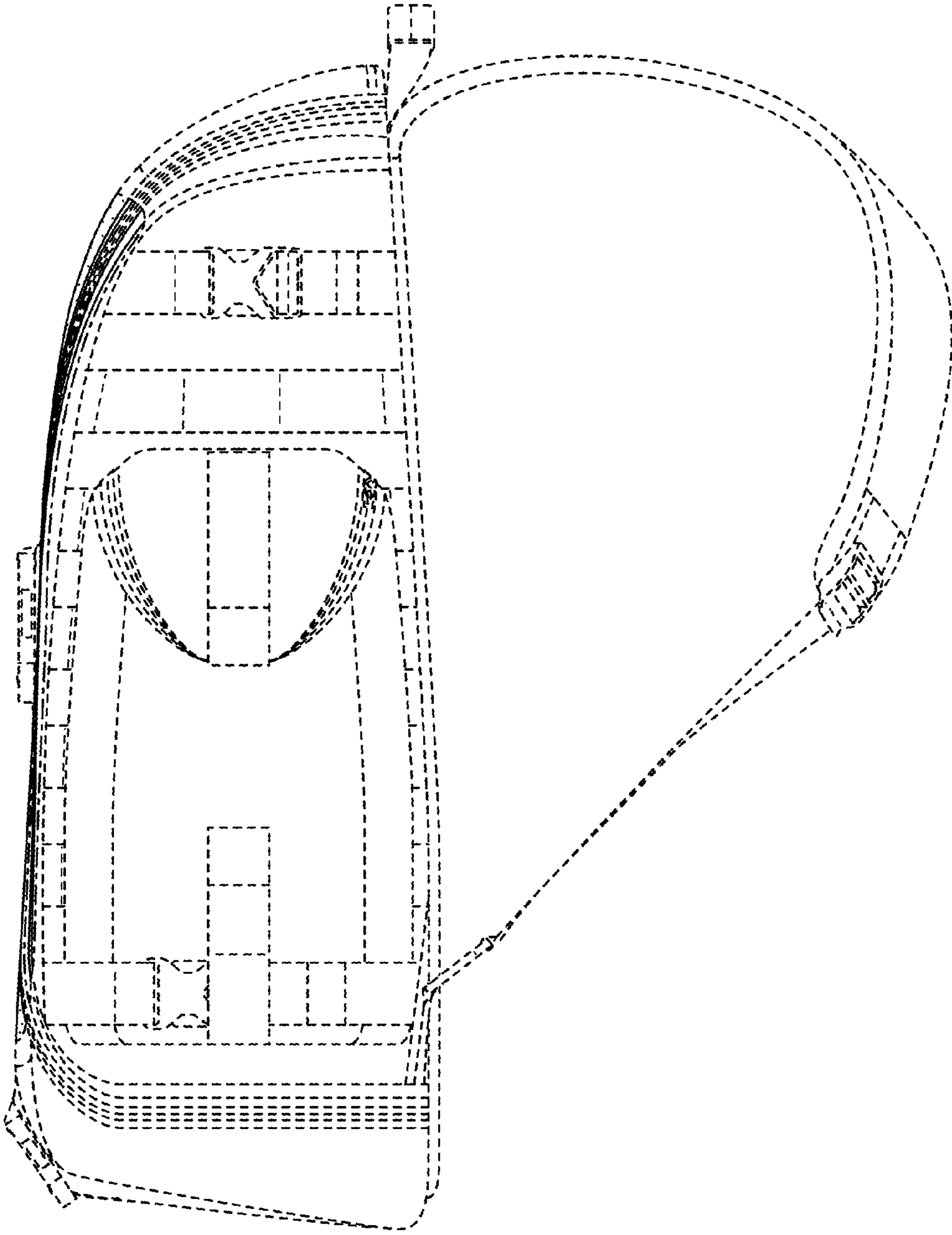


FIG. 4

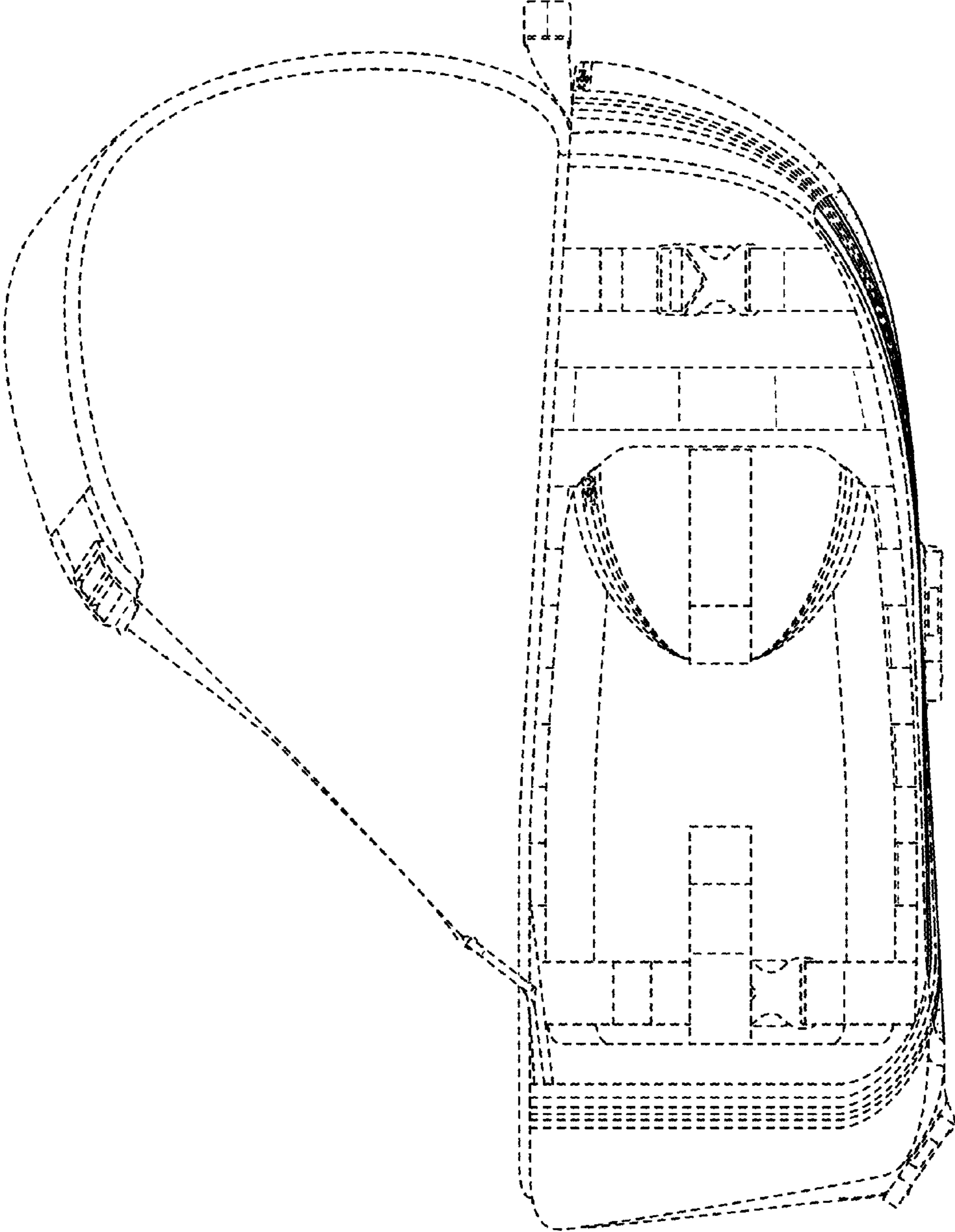


FIG. 5

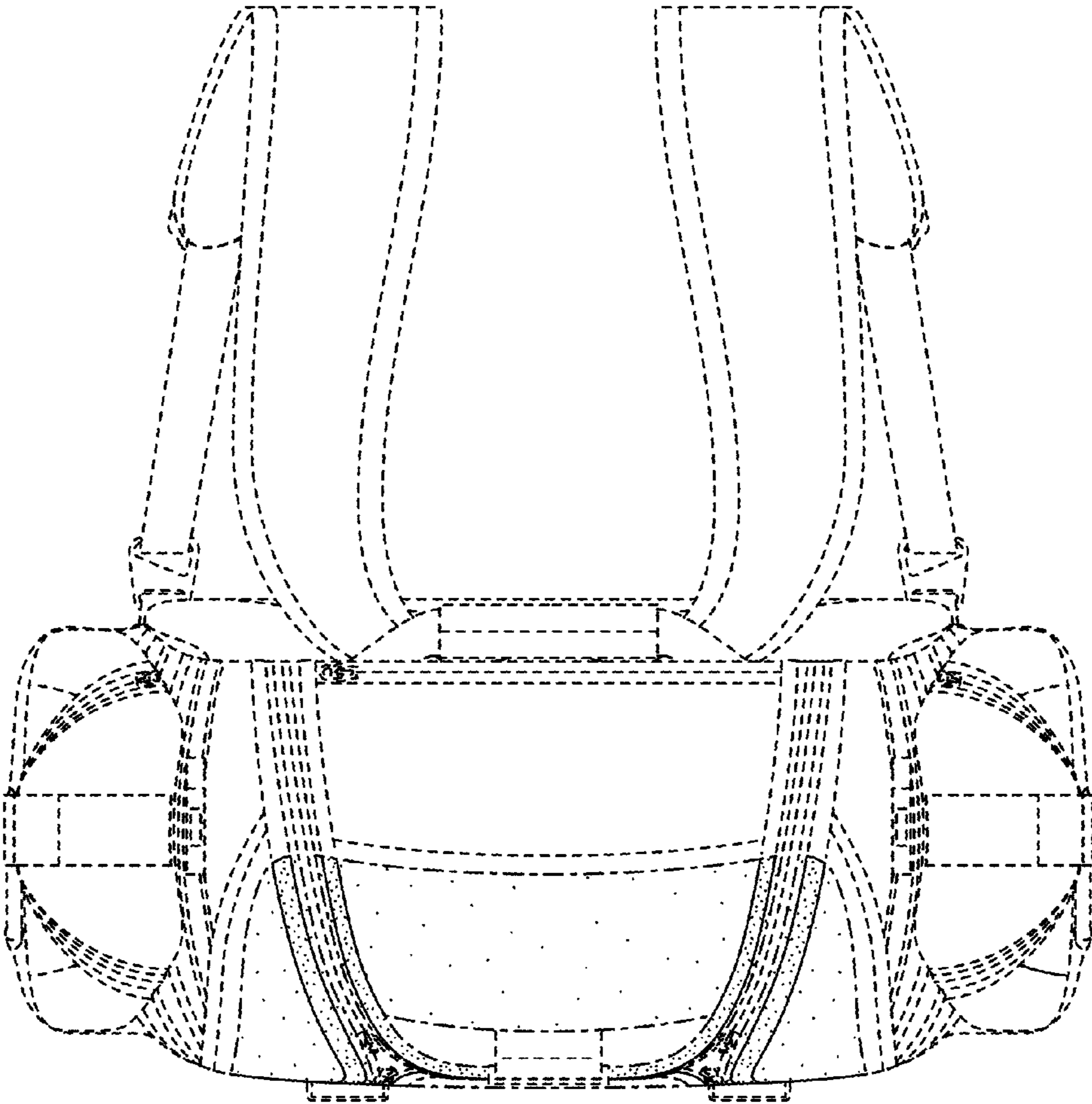


FIG. 6



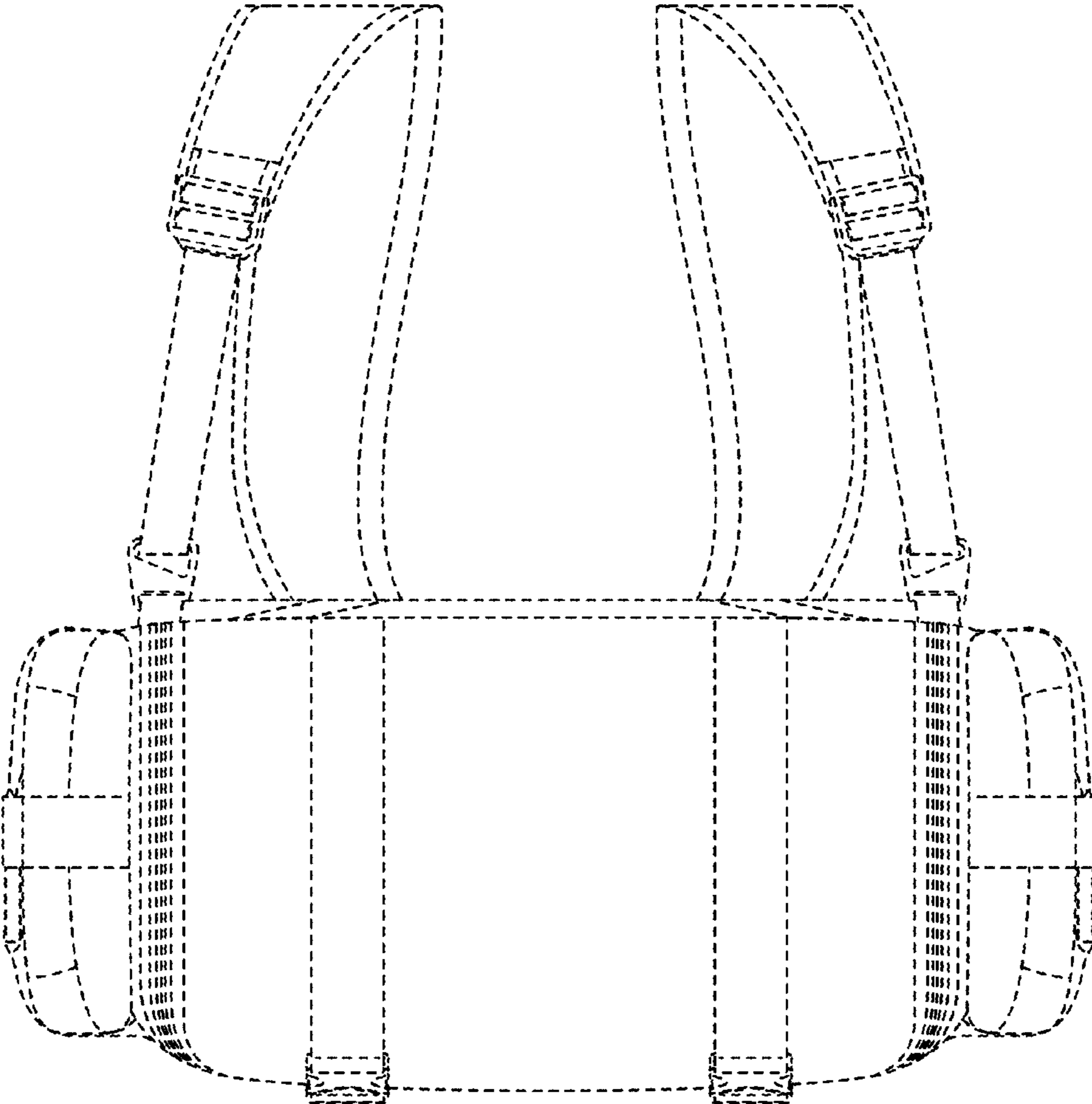


FIG. 7

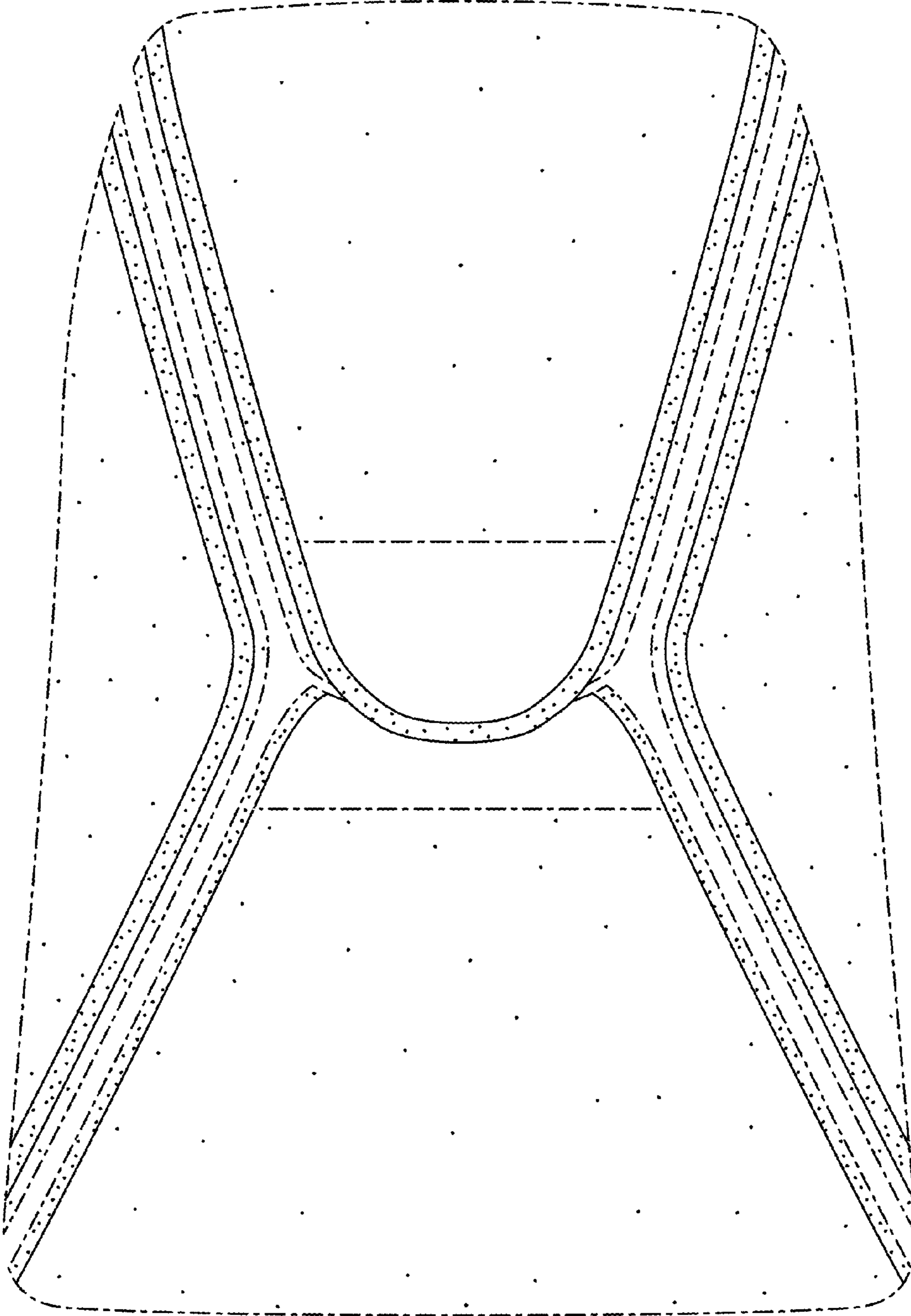


FIG. 8