



US00D747092S

(12) **United States Design Patent**
Jabbour, Jr. et al.

(10) **Patent No.:** **US D747,092 S**
(45) **Date of Patent:** **** Jan. 12, 2016**

(54) **COMBINED TOY AND BAG**

(71) Applicants: **Edward A. Jabbour, Jr.**, Hastings on Hudson, NY (US); **Abe Chehebar**, Brooklyn, NY (US)

(72) Inventors: **Edward A. Jabbour, Jr.**, Hastings on Hudson, NY (US); **Abe Chehebar**, Brooklyn, NY (US)

(**) Term: **15 Years**

(21) Appl. No.: **29/538,558**

(22) Filed: **Sep. 4, 2015**

D282,189 S 1/1986 Williams
4,563,159 A 1/1986 Hills
4,662,550 A 5/1987 O'Donnell
4,734,948 A 4/1988 Danova
D296,955 S * 8/1988 Janney D21/605

(Continued)

FOREIGN PATENT DOCUMENTS

CA 2193419 A1 6/1997

Primary Examiner — Martie K Holtje

(74) *Attorney, Agent, or Firm* — Arent Fox LLP

(57) **CLAIM**

The ornamental design for a combined toy and bag, as shown and described.

Related U.S. Application Data

(62) Division of application No. 29/516,780, filed on Feb. 5, 2015.

(51) **LOC (10) Cl.** **03-01**

(52) **U.S. Cl.**
USPC **D3/216; D3/217; D21/604**

(58) **Field of Classification Search**

USPC D3/201, 213, 214, 215, 216, 217, 218, D3/263, 267, 270, 271.1, 271.2, 327; D21/604, 605, 644

CPC A45C 7/00; A45C 9/00; A45C 13/08; A45C 13/30; A45C 15/00; A45C 15/06; A45F 3/04; A45F 3/042; A45F 4/00; A45F 4/02; A47G 9/00; A47G 9/083; A47G 9/086; A47G 9/0223; A47G 9/08; A47G 9/10; A47G 9/1045; A63H 3/00; A63H 3/02; A63H 3/003; A63H 3/005; A63H 3/52; A63H 33/00; A63H 33/003; A63H 33/004

See application file for complete search history.

(56) **References Cited**

U.S. PATENT DOCUMENTS

3,831,316 A 8/1974 Weistrop
4,174,059 A 11/1979 Maunder

DESCRIPTION

FIG. 1 is a front perspective view of a combined toy and bag showing the new design;

FIG. 2 is a left side elevational view thereof;

FIG. 3 is a right side elevational view thereof;

FIG. 4 is a front elevational view thereof;

FIG. 5 is a rear elevational view thereof;

FIG. 6 is a top plan view thereof;

FIG. 7 is a bottom plan view thereof;

FIG. 8 is a front elevational view of the toy unzipped showing a portion of the bag;

FIG. 9 is a rear elevational view showing the bag portion in a partially expanded condition;

FIG. 10 is a rear perspective view showing the bag in a fully extended condition;

FIG. 11 is a right side elevational view of FIG. 10;

FIG. 12 is a left side elevational view of FIG. 10;

FIG. 13 is a rear elevational view of FIG. 10;

FIG. 14 is a front elevational view of FIG. 10;

FIG. 15 is a top plan view of FIG. 10; and,

FIG. 16 is a bottom plan view of FIG. 10.

The broken lines shown in FIGS. 1-16 form no part of the claimed design.

1 Claim, 14 Drawing Sheets



(56)

References Cited

5/413 R

U.S. PATENT DOCUMENTS

4,874,340 A 10/1989 Smallwood
 D315,444 S * 3/1991 Maddocks D21/604
 D320,501 S * 10/1991 Marks D21/644
 5,125,863 A * 6/1992 Huspen A63H 3/52
 244/142
 5,326,300 A 7/1994 Sonders
 5,975,392 A 11/1999 Miller
 D443,758 S 6/2001 Stylianou
 D448,923 S 10/2001 Willingham
 6,343,968 B1 2/2002 Louie
 6,421,852 B1 7/2002 Shao
 6,510,974 B2 1/2003 Willingham et al.
 6,598,248 B1 7/2003 Ong
 D486,639 S 2/2004 Kranz
 D486,640 S * 2/2004 Kranz D3/263
 6,688,305 B1 2/2004 Perry
 6,769,585 B2 * 8/2004 Santaniello A45F 3/04
 190/109
 7,367,070 B2 * 5/2008 Akkad A47G 9/083

D617,089 S 6/2010 Gold
 D620,702 S 8/2010 Gold
 D623,403 S 9/2010 Sammons
 D624,748 S 10/2010 Gold
 D670,904 S 11/2012 Gerchen
 D674,183 S 1/2013 Iacchetti
 D694,001 S 11/2013 Thomas-Ramsey
 8,758,075 B2 6/2014 Rubinfeld
 2002/0100120 A1 * 8/2002 Hsu A47G 9/086
 5/413 R
 2003/0077978 A1 * 4/2003 Beige A63H 3/02
 446/369
 2005/0279794 A1 12/2005 Gerchen
 2007/0175939 A1 * 8/2007 Gold A45F 3/04
 224/576
 2008/0035074 A1 * 2/2008 Diez A45C 13/30
 119/770
 2009/0201671 A1 8/2009 Huntley
 2012/0329358 A1 12/2012 Cupid
 2014/0013508 A1 * 1/2014 Ng A47G 9/0223
 5/486

* cited by examiner




FIG. 1

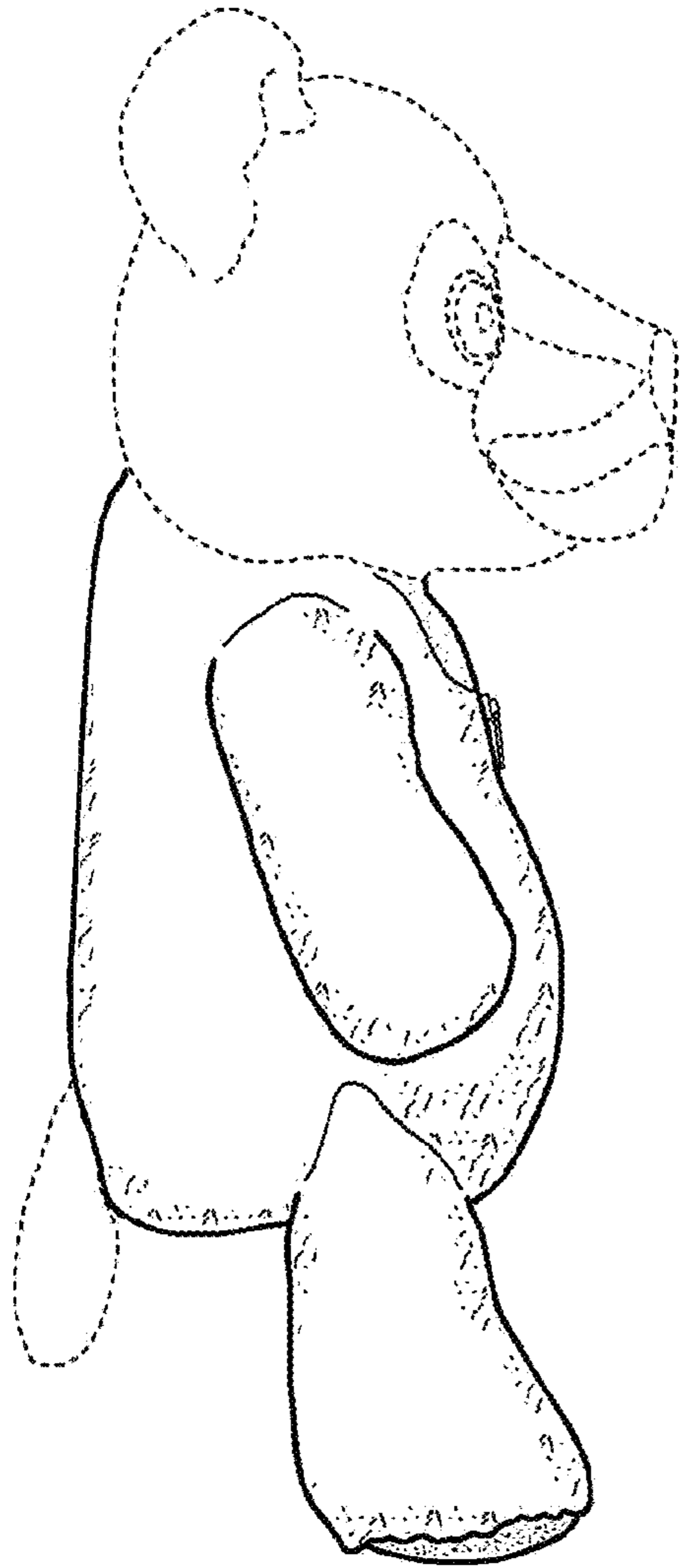


FIG. 2

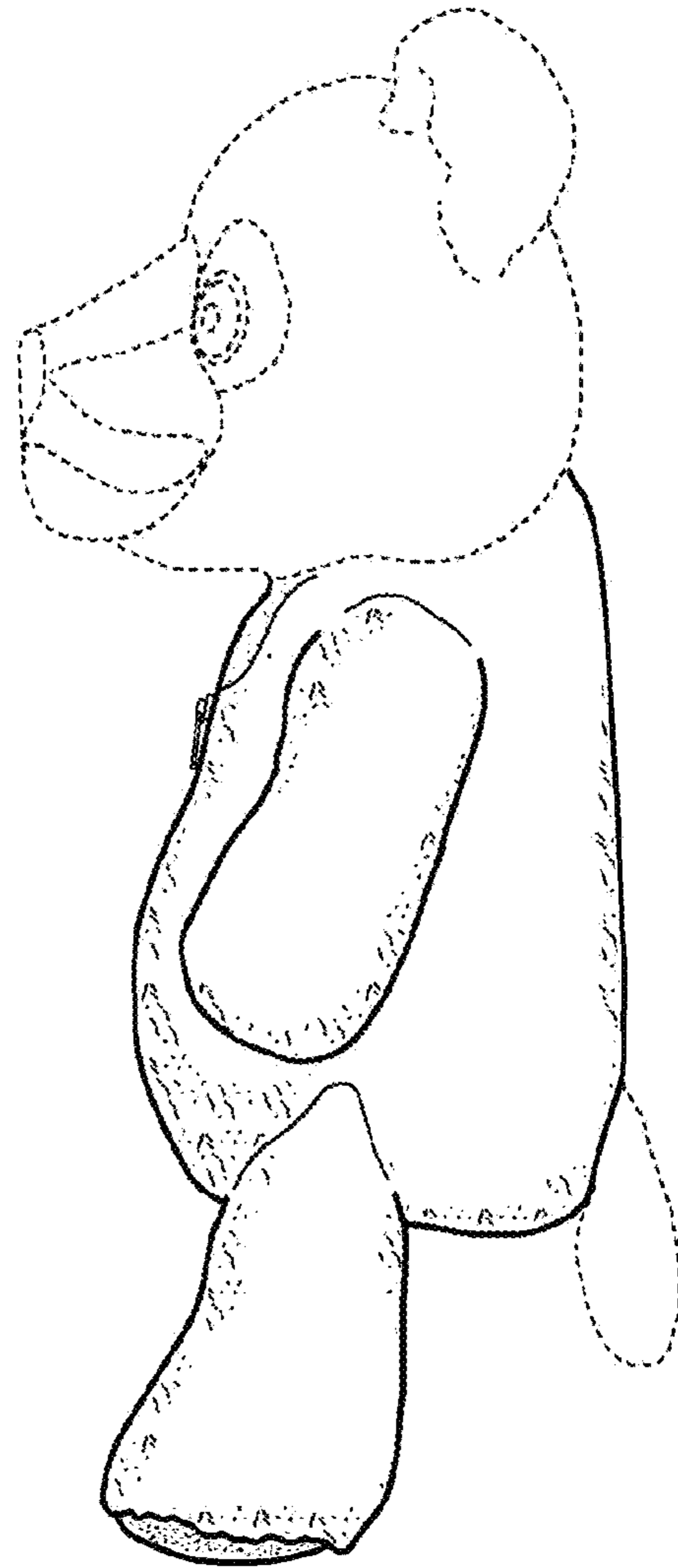


FIG. 3

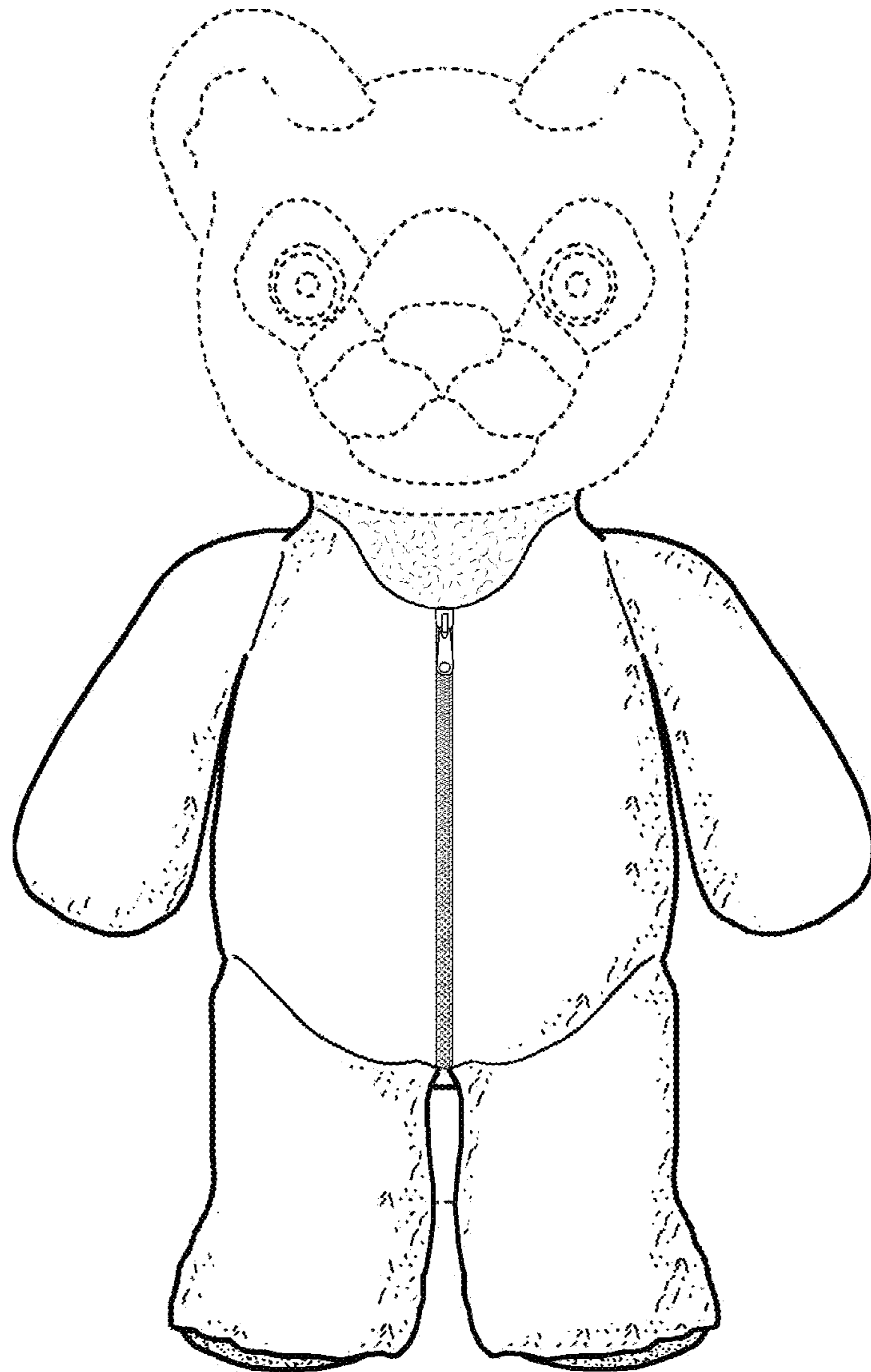


FIG. 4

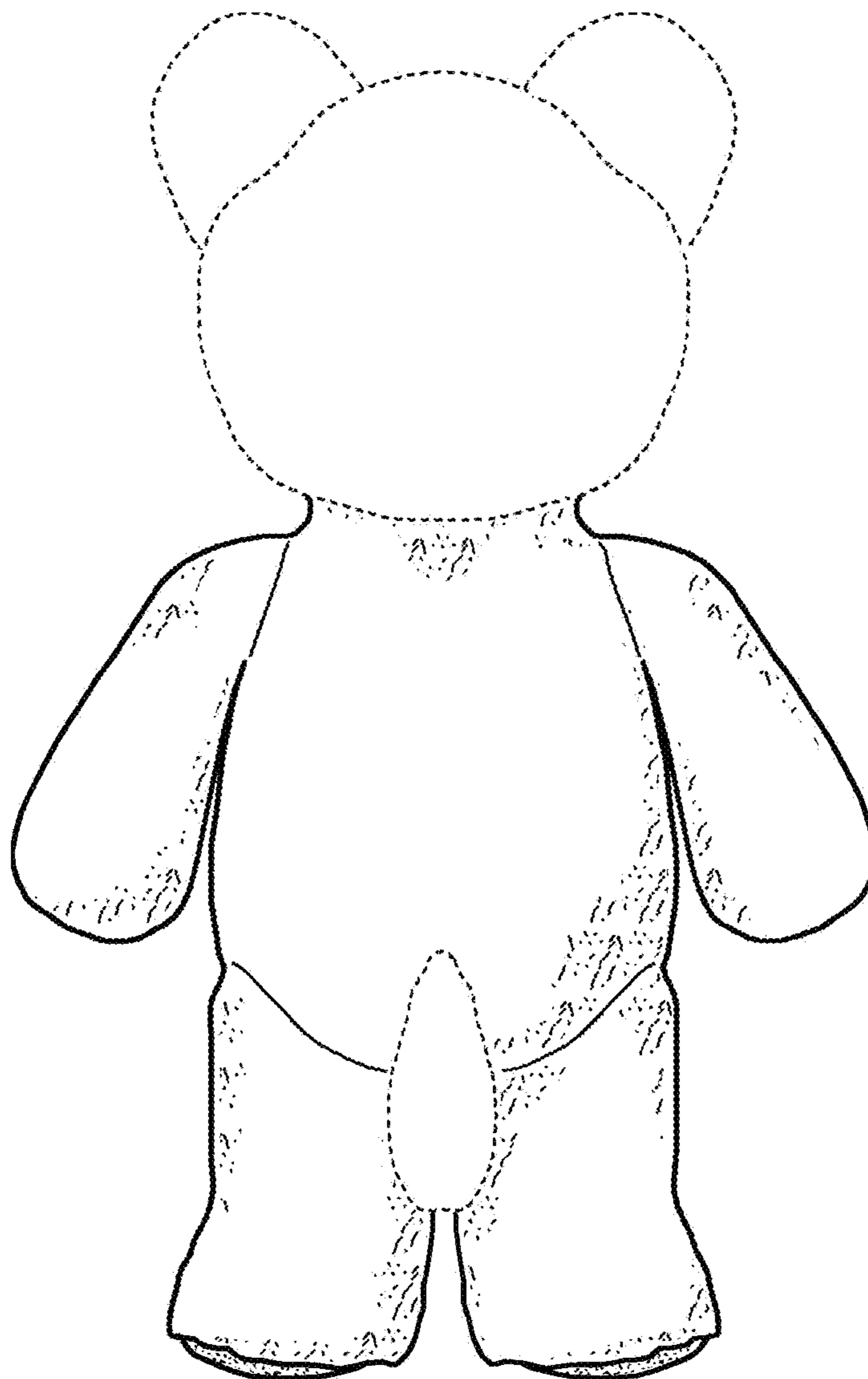


FIG. 5

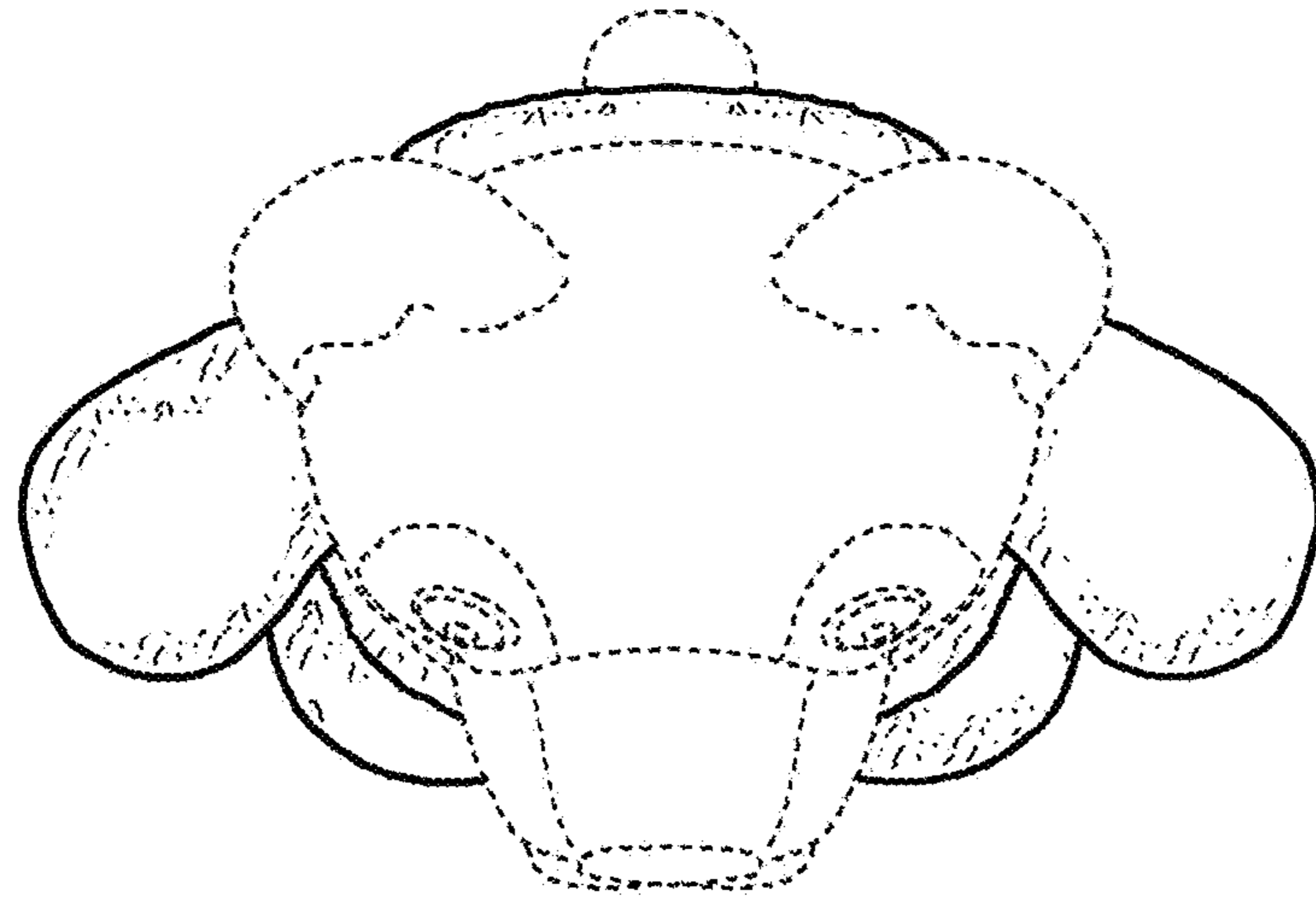


FIG. 6

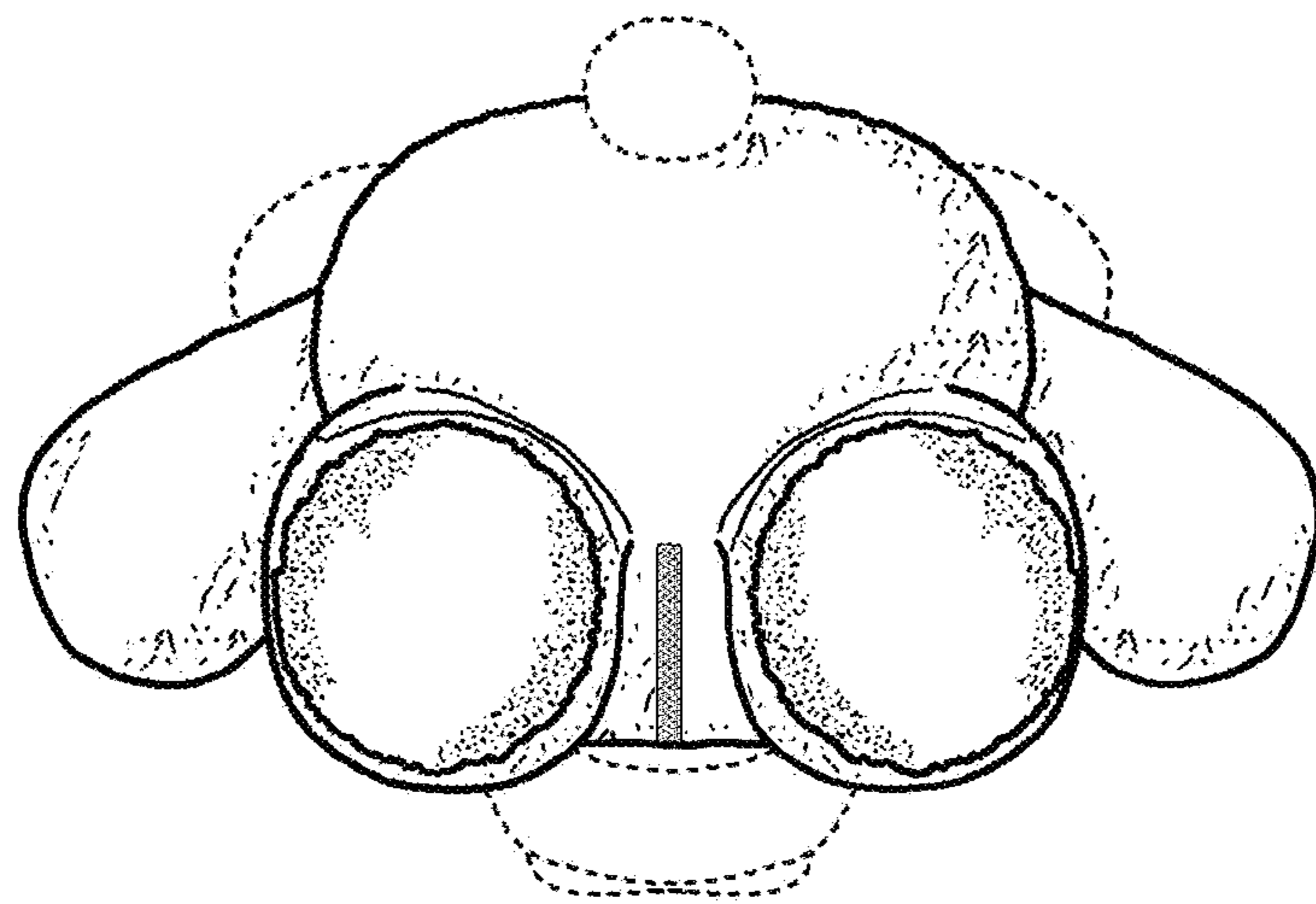


FIG. 7

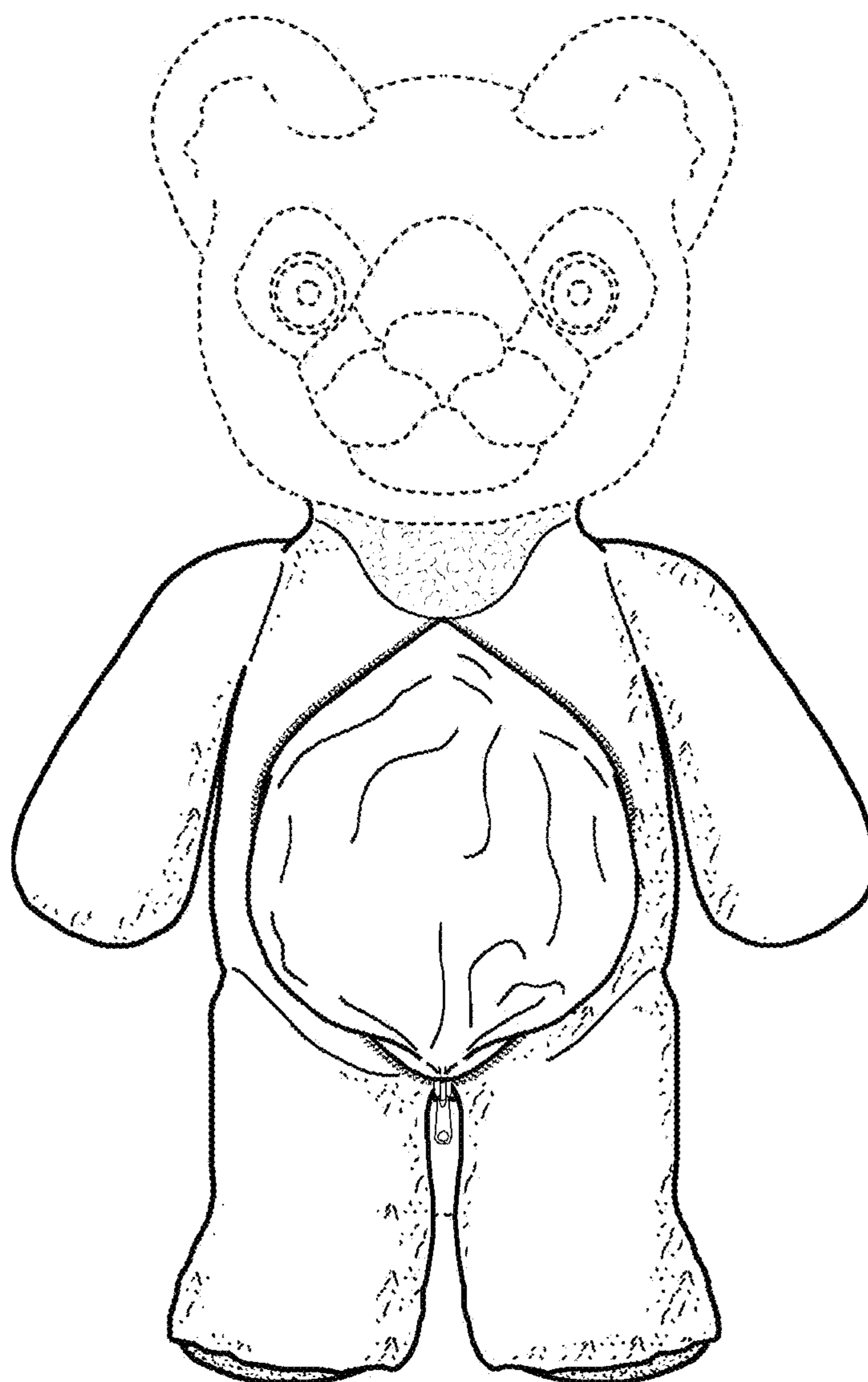


FIG. 8




FIG. 9

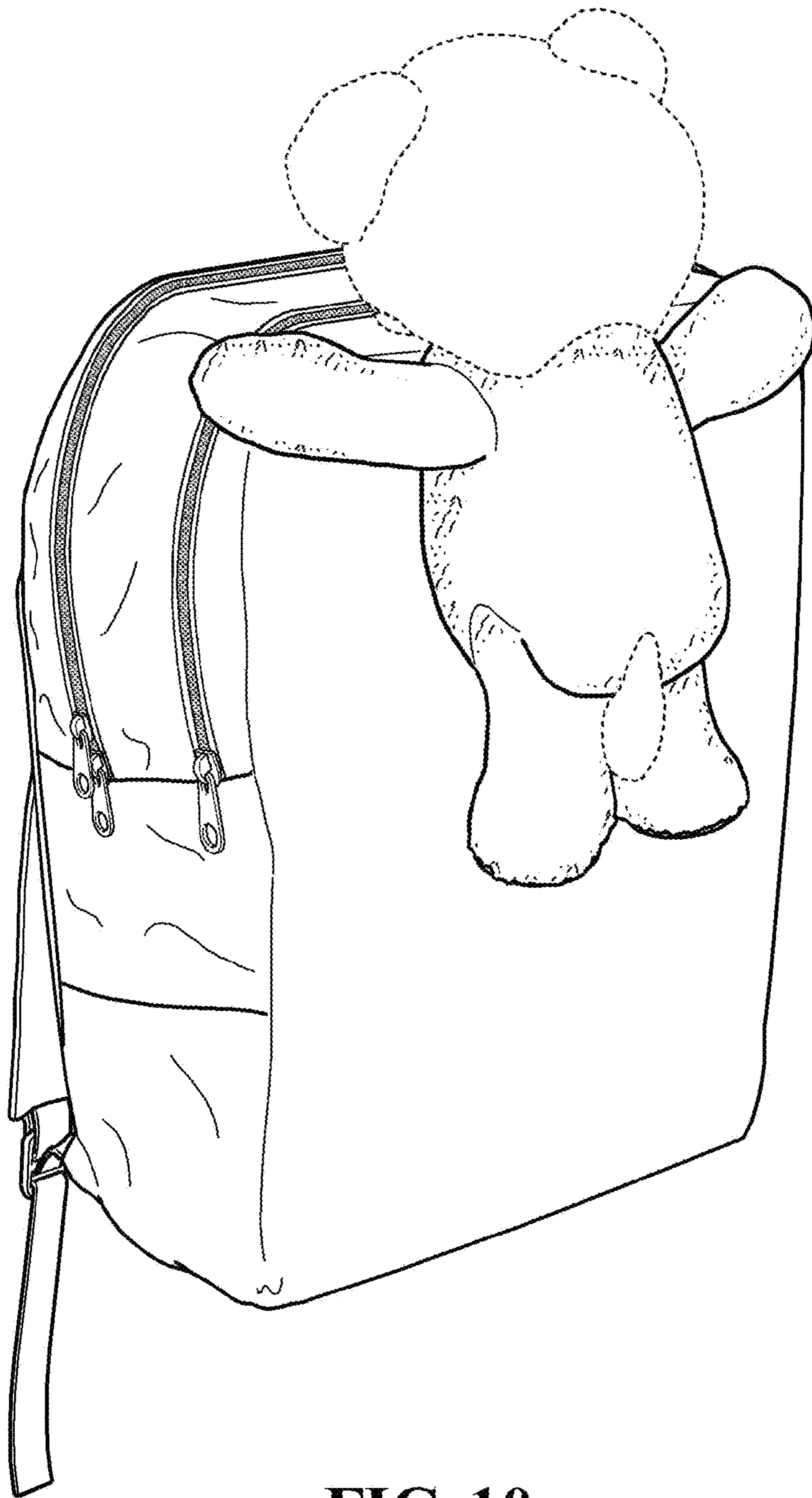


FIG. 10




FIG. 11

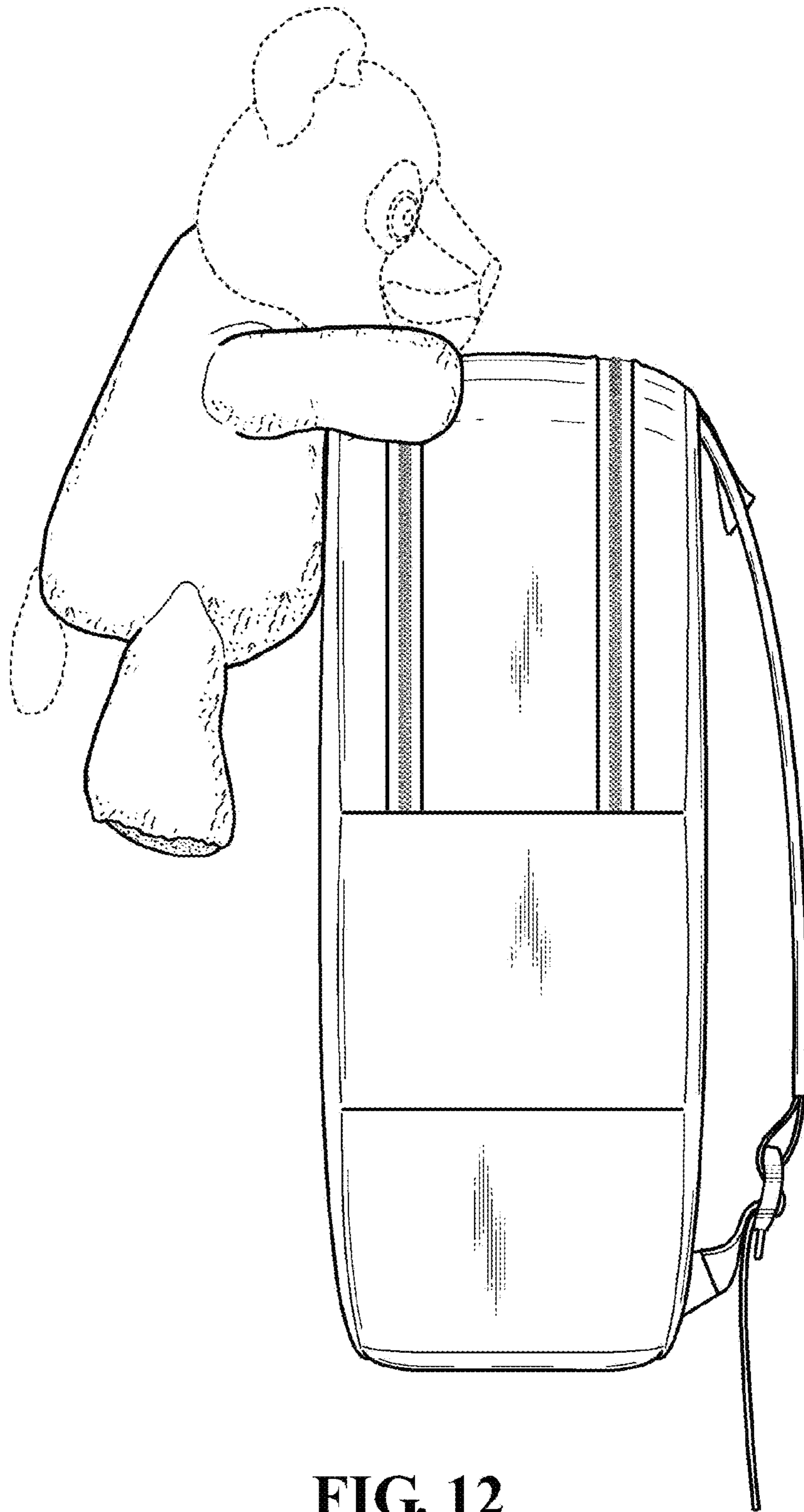


FIG. 12




FIG. 13

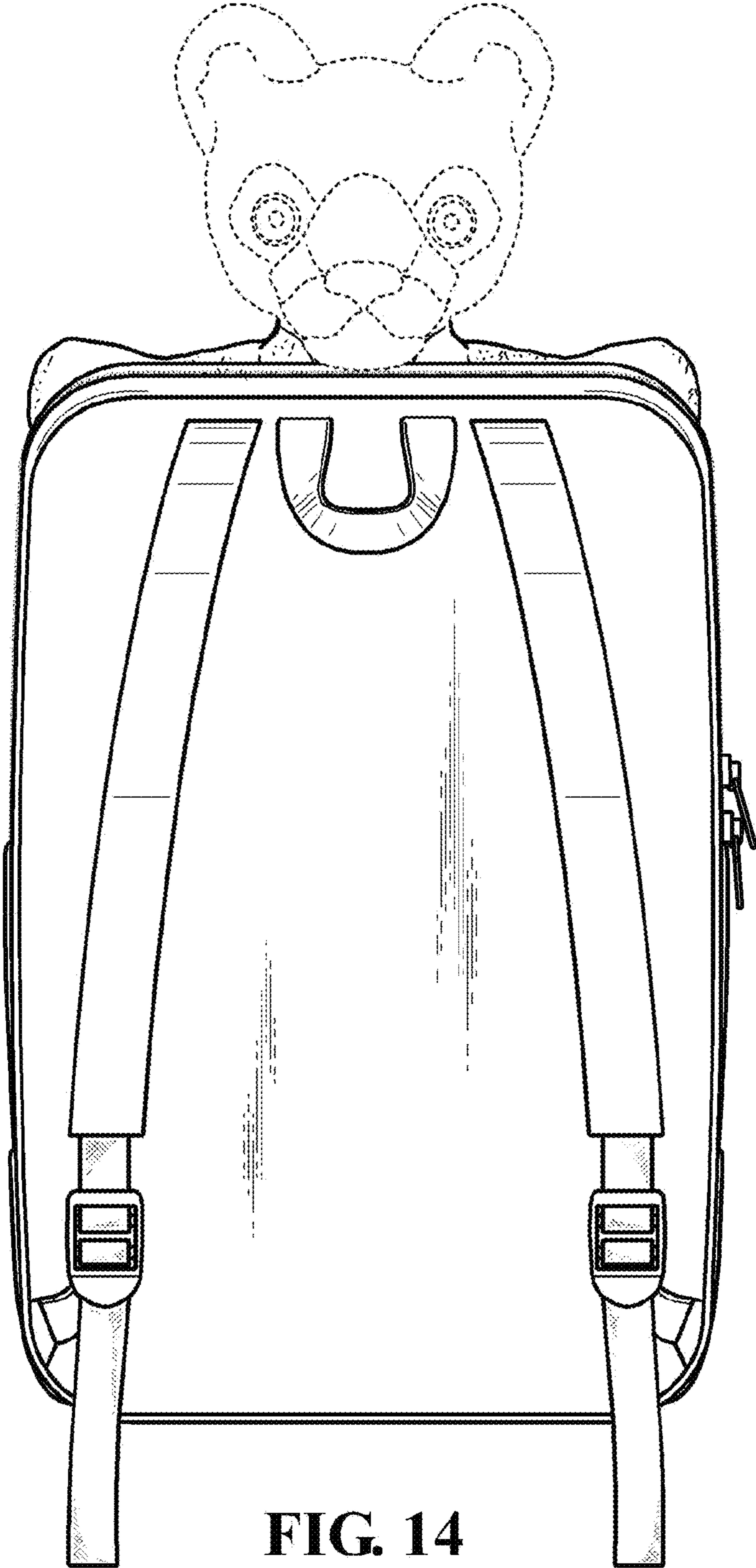


FIG. 14

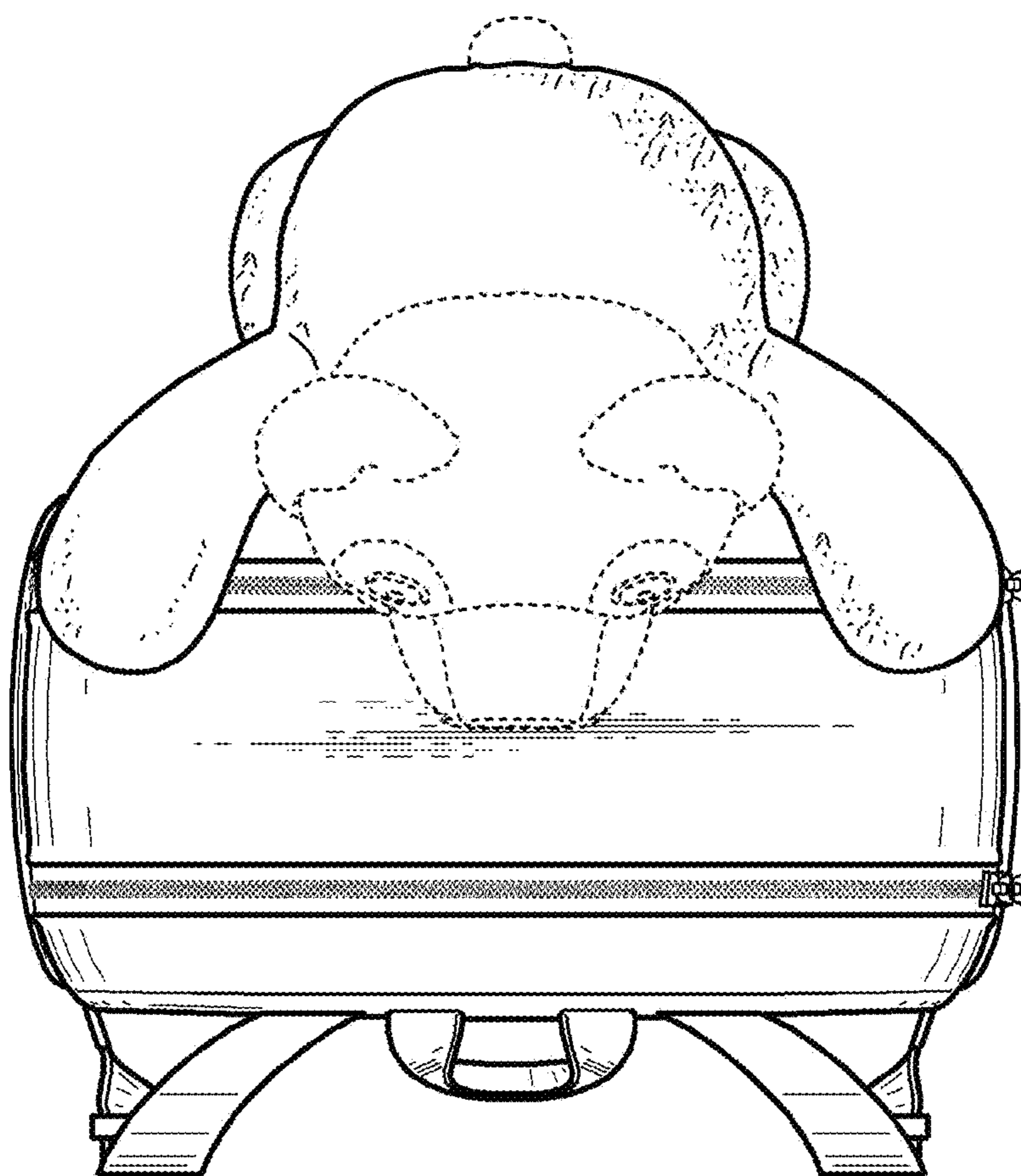


FIG. 15

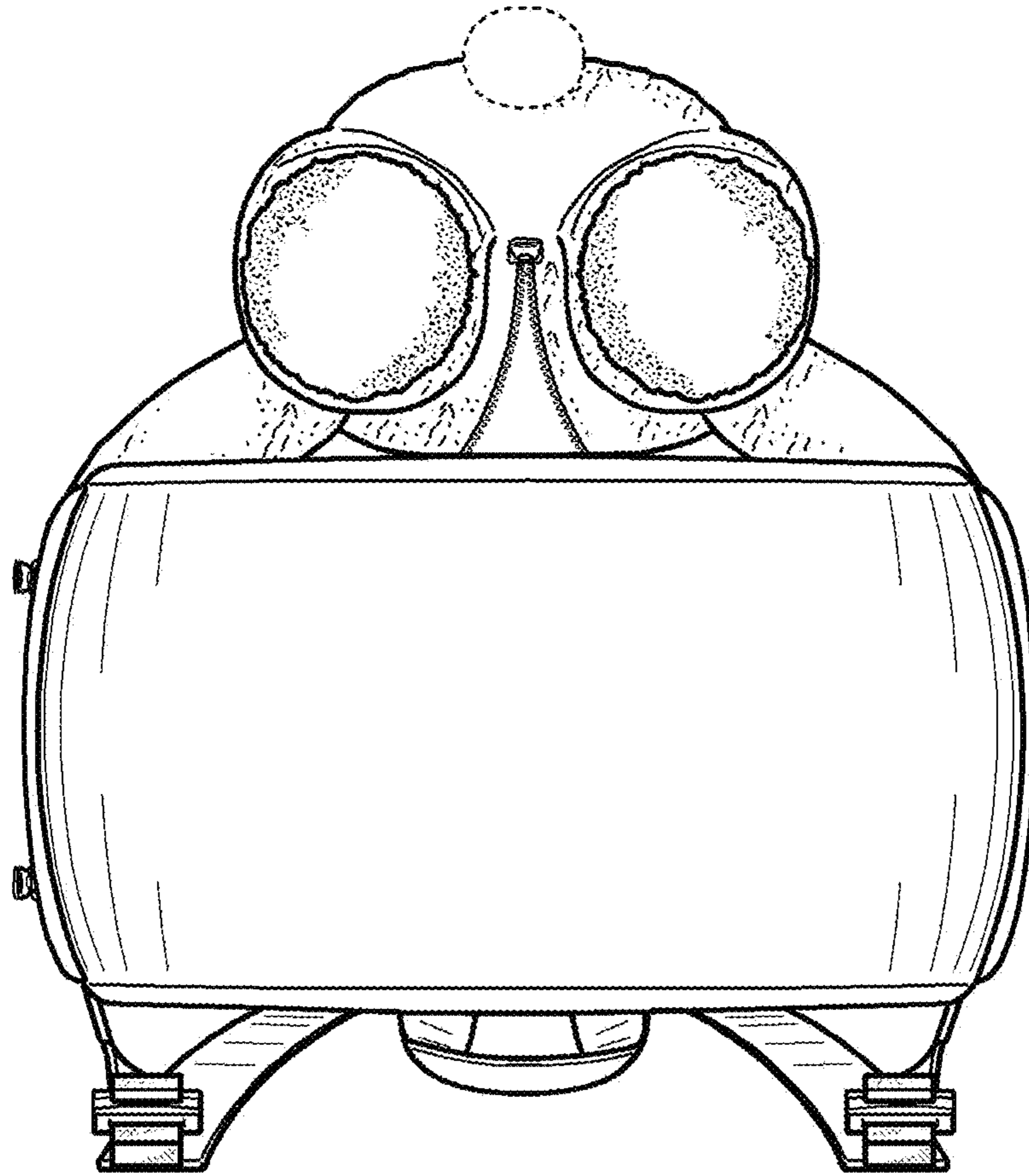


FIG. 16