



US00D747082S

(12) **United States Design Patent**  
**Lan**

(10) **Patent No.:** **US D747,082 S**  
(45) **Date of Patent:** **\*\* Jan. 12, 2016**

(54) **INTERCHANGEABLE DECORATIVE  
FEATURE**

(71) Applicant: **Logan and June LLC**, Mendham, NJ  
(US)

(72) Inventor: **Ashley J. Lan**, Mendham, NJ (US)

(73) Assignee: **Logan and June LLC**, Mendham, NJ  
(US)

(\*\*) Term: **14 Years**

(21) Appl. No.: **29/475,623**

(22) Filed: **Dec. 4, 2013**

(51) **LOC (10) Cl.** ..... **02-99**

(52) **U.S. Cl.**  
USPC ..... **D2/946**

(58) **Field of Classification Search**  
USPC ..... D2/946, 976; D19/99  
CPC ..... A43B 23/24  
See application file for complete search history.

(56) **References Cited**

U.S. PATENT DOCUMENTS

1,549,267 A *	8/1925	Kennedy	.....	36/1
D263,155 S *	2/1982	Macowski	.....	D19/99
D432,296 S *	10/2000	Adam	.....	D2/976
D707,026 S *	6/2014	Michetti et al.	.....	D2/972

\* cited by examiner

*Primary Examiner* — Dominic Simone

(74) *Attorney, Agent, or Firm* — Rita C. Chipperson, Esq.;  
Chipperson Law Group, P.C.

(57) **CLAIM**

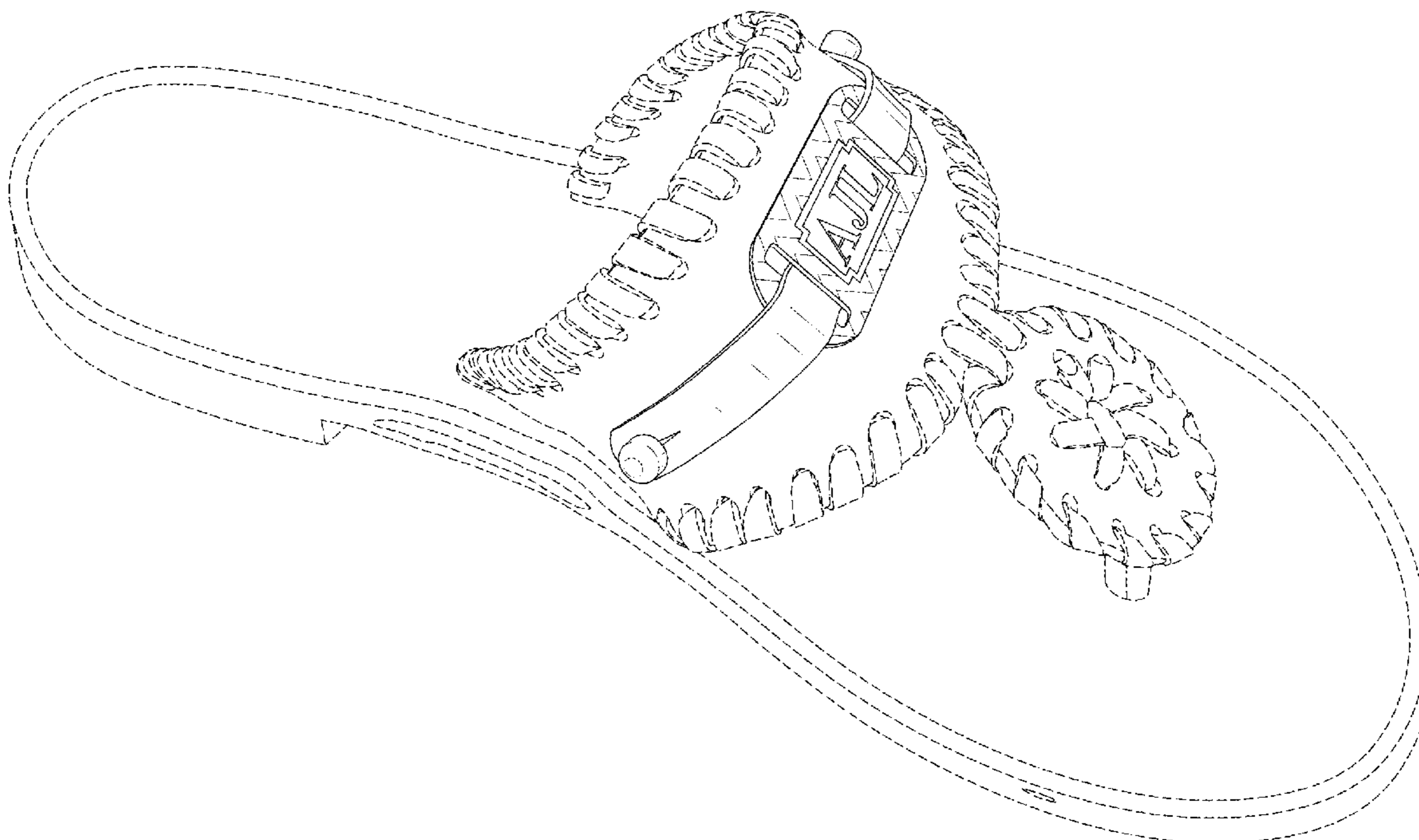
The ornamental design for an interchangeable decorative feature, as shown and described.

**DESCRIPTION**

FIG. 1 is a perspective view of an interchangeable decorative feature showing my new design;  
FIG. 2 is a front elevational view thereof;  
FIG. 3 is a rear elevational view thereof;  
FIG. 4 is a left side elevational view thereof;  
FIG. 5 is a right side elevational view thereof;  
FIG. 6 is a top plan view thereof; and,  
FIG. 7 is a bottom plan view thereof.

The broken line showing of the shoe (FIGS. 1-7) incorporating the interchangeable decorative feature is for the purpose of illustrating environmental structure and forms no part of the claimed design.

**1 Claim, 6 Drawing Sheets**



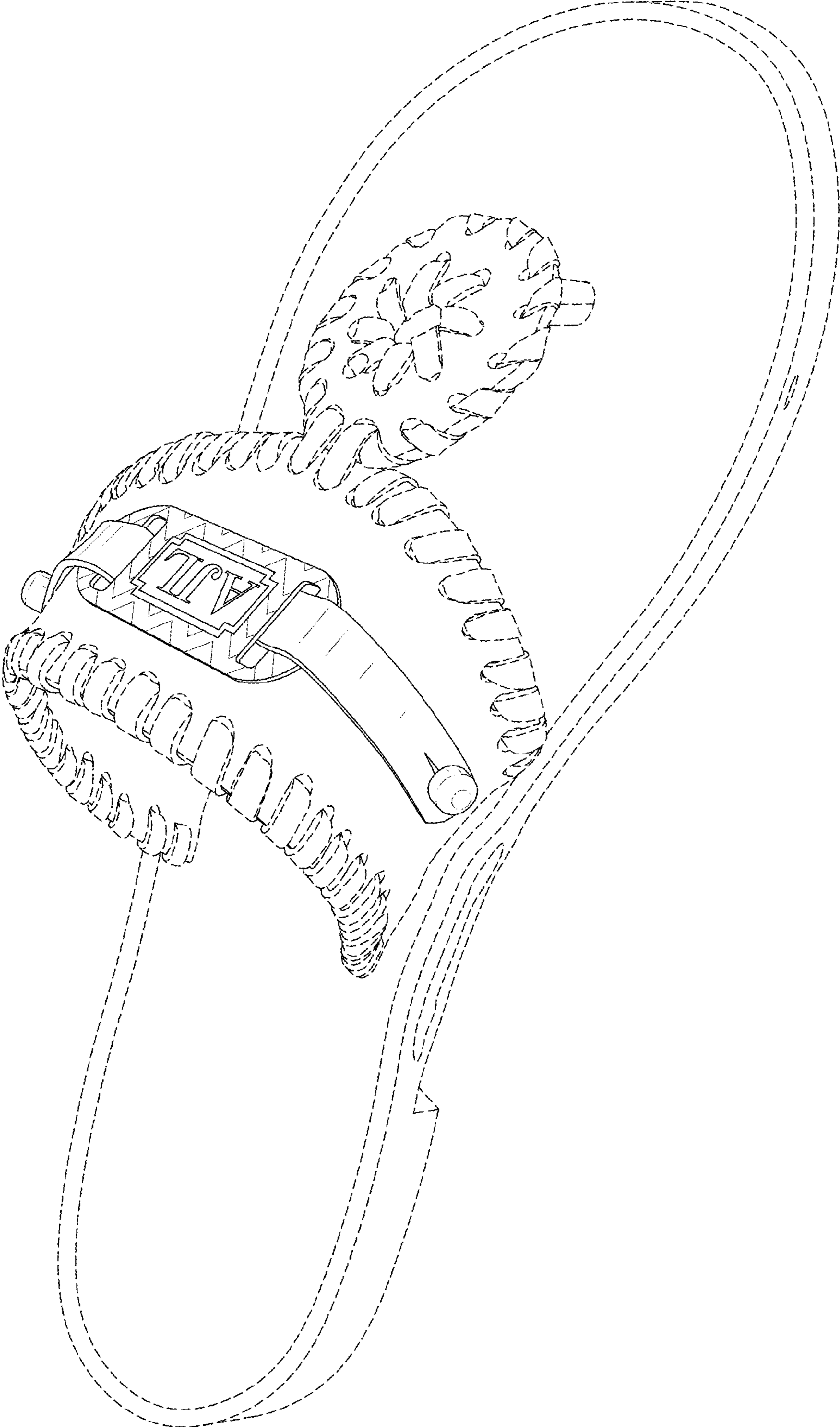


FIG.1

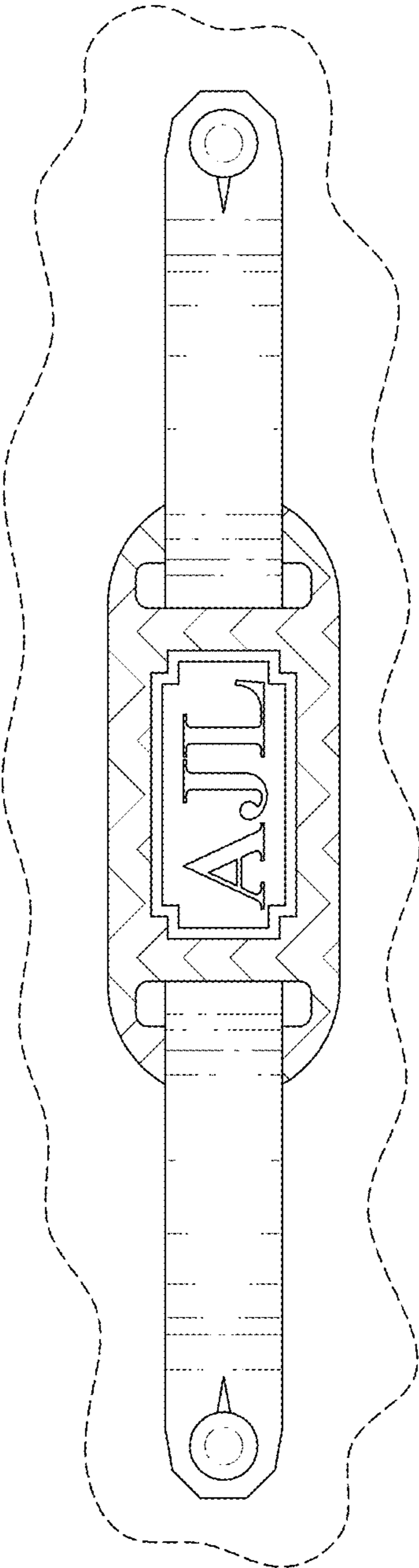


FIG. 2

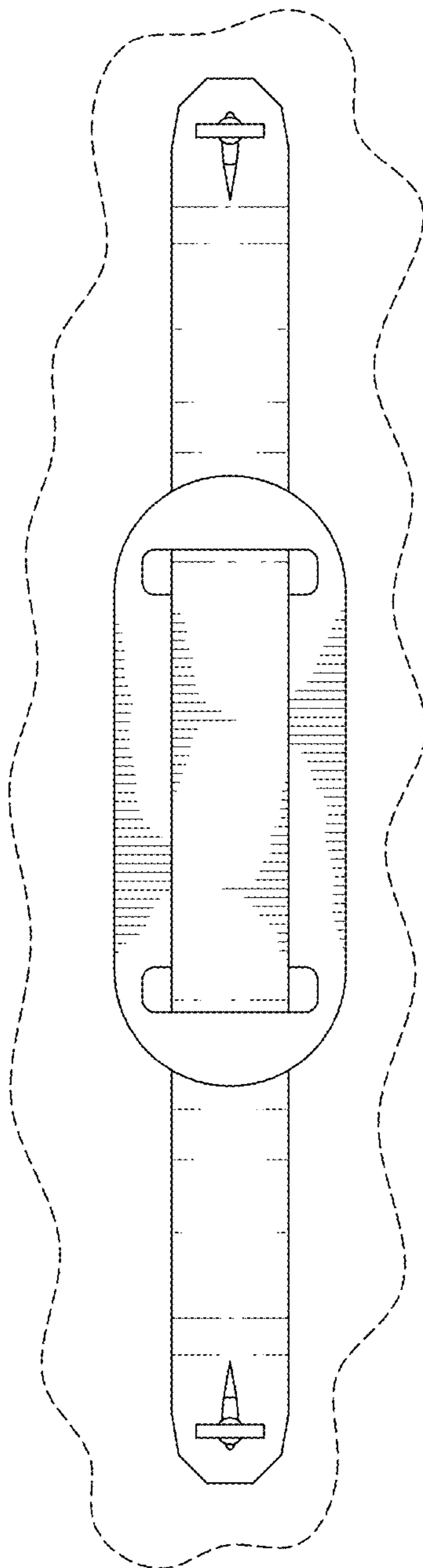


FIG. 3

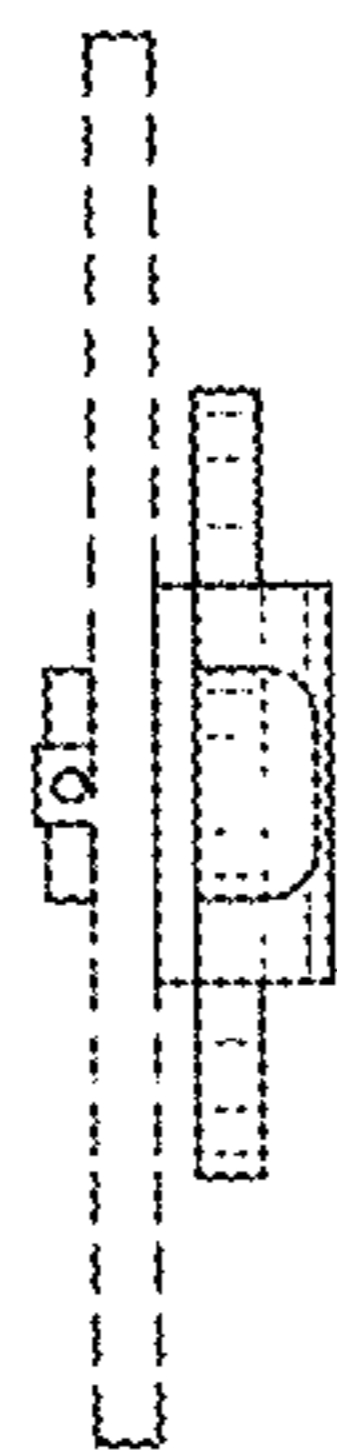


FIG. 4



FIG. 5

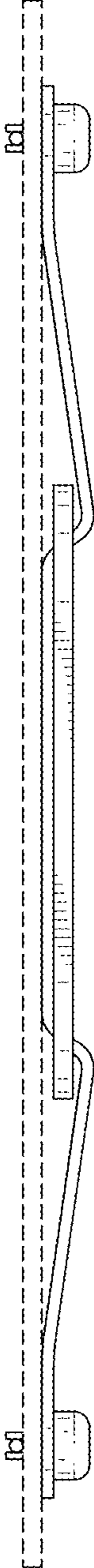


FIG. 6

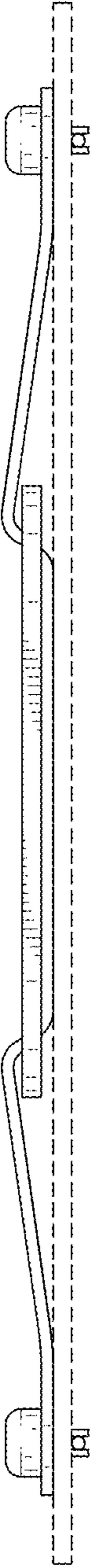


FIG. 7