



US00D747068S

(12) **United States Design Patent**
Walsh

(10) **Patent No.:** **US D747,068 S**
(45) **Date of Patent:** **** Jan. 12, 2016**

(54) **DOG TREAT**

(71) Applicant: **John Christopher Walsh**, Cork (IE)

(72) Inventor: **John Christopher Walsh**, Cork (IE)

(**) Term: **14 Years**

(21) Appl. No.: **29/499,174**

(22) Filed: **Aug. 12, 2014**

(51) **LOC (10) Cl.** **01-01**

(52) **U.S. Cl.**
USPC **D1/125**

(58) **Field of Classification Search**
USPC D1/100–130, 199; 426/2, 89, 92, 104,
426/635, 805, 421, 660, 516; D30/160;
D24/102, 103, 130; D25/119–135;
119/706–711; D34/28, 29; D8/387;
D6/523

See application file for complete search history.

(56) **References Cited**

U.S. PATENT DOCUMENTS

D10,882 S *	10/1878	Mills	D1/125
1,714,234 A *	5/1929	Ost	425/191
1,923,322 A *	8/1933	Mendel	156/148
D105,620 S *	8/1937	Tanzi	D1/125
3,244,544 A *	4/1966	Scharf	428/397
D228,336 S *	9/1973	Pace	D7/697
D230,905 S *	3/1974	Bair	D1/102
4,194,873 A *	3/1980	Killmeyer	425/93
4,797,295 A *	1/1989	Franco et al.	426/421
D350,909 S *	9/1994	Cerato	D11/13
5,449,563 A *	9/1995	Zhang	428/592
5,819,453 A *	10/1998	Eichert et al.	40/411

D478,705 S *	8/2003	Dahl et al.	D1/125
6,805,543 B2 *	10/2004	Fux et al.	425/133.1
D522,711 S *	6/2006	Nakata	D1/125
D526,762 S *	8/2006	Richey et al.	D1/125
D532,584 S *	11/2006	Richey et al.	D1/125
D585,020 S *	1/2009	Murakami	D13/115
D627,536 S *	11/2010	Albuja et al.	D1/125
D630,409 S *	1/2011	Tansey et al.	D1/125
8,029,849 B2 *	10/2011	Richey et al.	426/660
D657,235 S *	4/2012	Wang	D8/499
8,273,100 B2 *	9/2012	Martinez	606/200
D690,806 S *	10/2013	Nakayama et al.	D24/130
8,916,223 B2 *	12/2014	Burgess et al.	426/516
D721,217 S *	1/2015	Rogers et al.	D1/125

* cited by examiner

Primary Examiner — Deanna L Pratt

Assistant Examiner — Katie Mroczka

(74) *Attorney, Agent, or Firm* — Scully, Scott, Murphy & Presser, PC

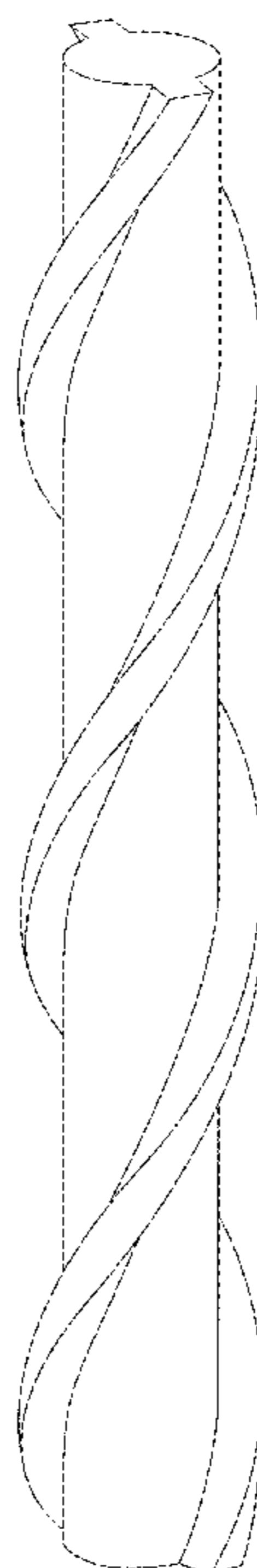
(57) **CLAIM**

The ornamental design for a dog treat, as shown and described.

DESCRIPTION

FIG. 1 is a perspective view of the dog treat showing our new and ornamental design.
FIG. 2 is a left view thereof;
FIG. 3 is front view thereof;
FIG. 4 is right view thereof;
FIG. 5 is a back view thereof;
FIG. 6 is a top view thereof; and,
FIG. 7 is a bottom view thereof.

1 Claim, 4 Drawing Sheets



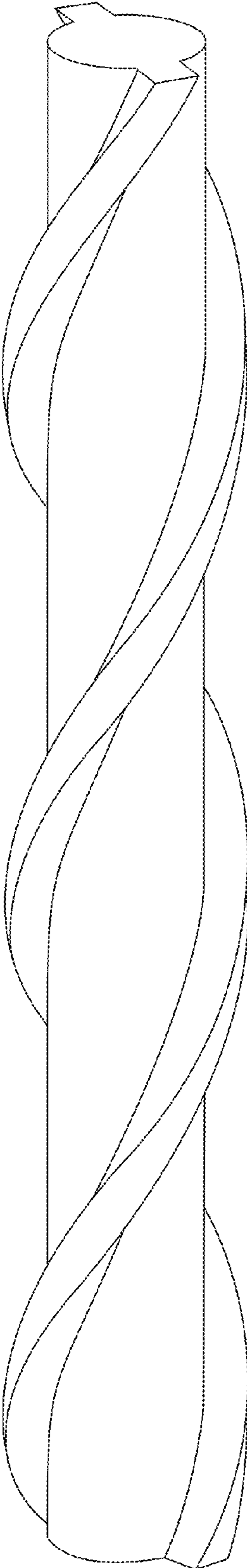


Fig. 1

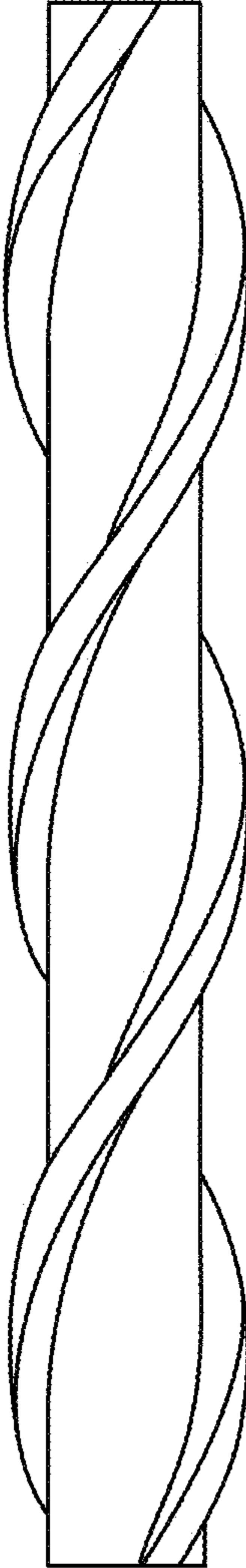


Fig. 2

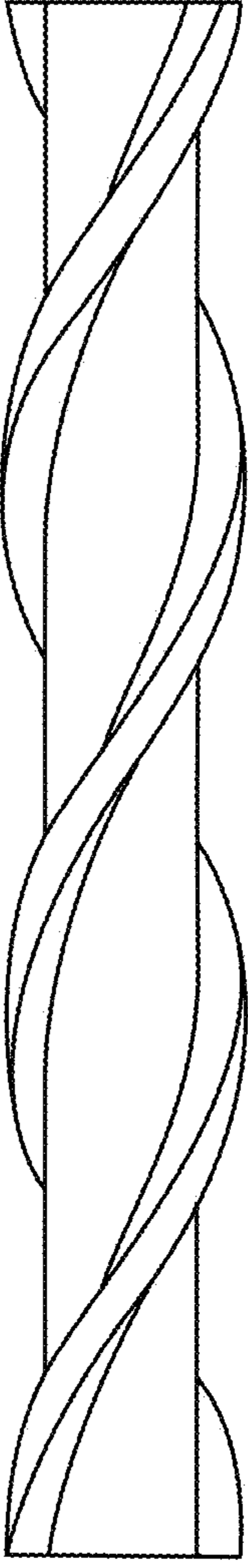


Fig. 3

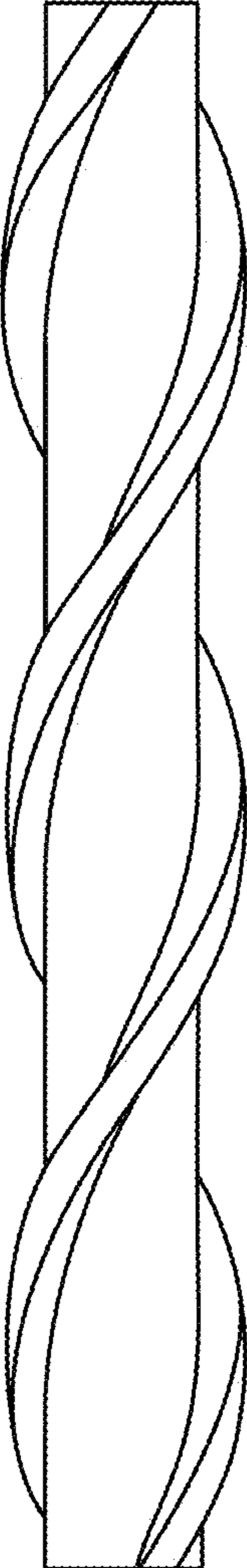


Fig. 4

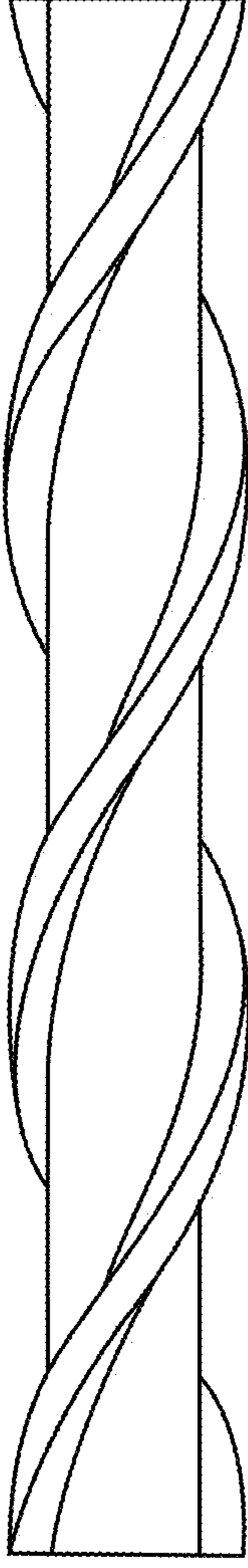


Fig. 5

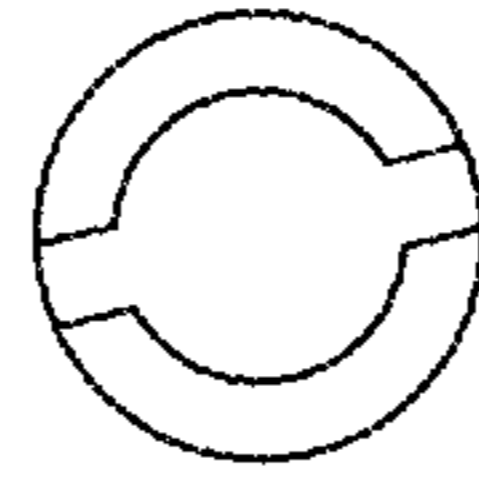


Fig. 6

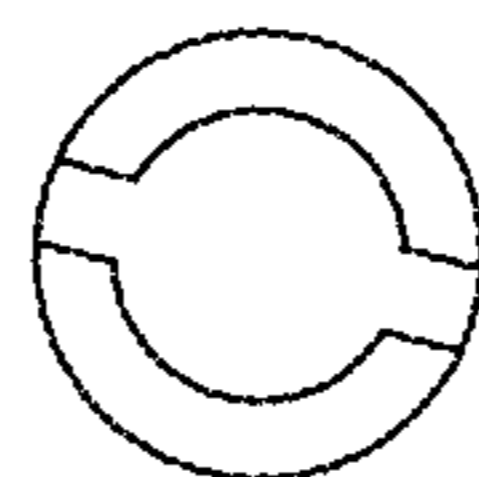


Fig. 7