



US00D747067S

(12) **United States Design Patent**  
**Axelrod et al.**

(10) **Patent No.:** **US D747,067 S**  
(45) **Date of Patent:** **\*\* Jan. 12, 2016**

- (54) **TWIST PET CHEW**
- (71) Applicant: **T.F.H. PUBLICATIONS, INC.,**  
Neptune City, NJ (US)
- (72) Inventors: **Glen S. Axelrod**, Colts Neck, NJ (US);  
**Nancy S. Rivadeneira**, Union, NJ (US)
- (73) Assignee: **T.F.H. PUBLICATIONS, INC.,**  
Neptune City, NJ (US)

D394,414	S	*	5/1998	Catalano	.....	D11/133
D453,242	S	*	1/2002	Kaplan	.....	D30/160
D496,773	S	*	10/2004	Tepper et al.	.....	D1/199
D534,694	S	*	1/2007	Pozzoni	.....	D30/160
D578,726	S	*	10/2008	Edwards	.....	D1/109
D586,976	S	*	2/2009	Lundwall	.....	D1/109
8,573,159	B1	*	11/2013	Crotty et al.	.....	119/707
D699,416	S	*	2/2014	Barnvos et al.	.....	D1/125
D715,516	S	*	10/2014	Barnvos et al.	.....	D1/125
2006/0102099	A1	*	5/2006	Edwards	.....	119/710
2010/0224138	A1	*	9/2010	Axelrod et al.	.....	119/710

(\*\*) Term: **14 Years**

(21) Appl. No.: **29/506,746**

(22) Filed: **Oct. 20, 2014**

(51) **LOC (10) Cl.** ..... **01-01**

(52) **U.S. Cl.**  
USPC ..... **D1/106**

(58) **Field of Classification Search**  
USPC ..... D1/100-130, 199; 426/5, 76, 87, 92,  
426/94, 95, 99, 101, 103, 104, 108,  
426/138-139, 143, 144, 279, 282, 283, 391,  
426/514, 549, 559, 560, 660, 808;  
D21/385, 386; D30/160; D11/90, 157;  
40/310; 119/710; 2/60, 98, 116,  
2/123-124, 127, 129, 136, 141.1, 155;  
249/117, 137

See application file for complete search history.

(56) **References Cited**

**U.S. PATENT DOCUMENTS**

D320,495	S	*	10/1991	Pallesen	.....	D1/110
D343,262	S	*	1/1994	Axelrod	.....	D30/160

\* cited by examiner

*Primary Examiner* — Deanna L Pratt

*Assistant Examiner* — Katie Mroczka

(74) *Attorney, Agent, or Firm* — Grossman, Tucker,  
Perreault & Pfleger, PLLC

(57) **CLAIM**

The ornamental design for a twist pet chew, as shown.

**DESCRIPTION**

FIG. 1 is a perspective view of a twist pet chew of the present invention;

FIG. 2 is a front end view of the twist pet chew of FIG. 1;

FIG. 3 is a back end view of the twist pet chew of FIG. 1;

FIG. 4 is a top view of the twist pet chew of FIG. 1;

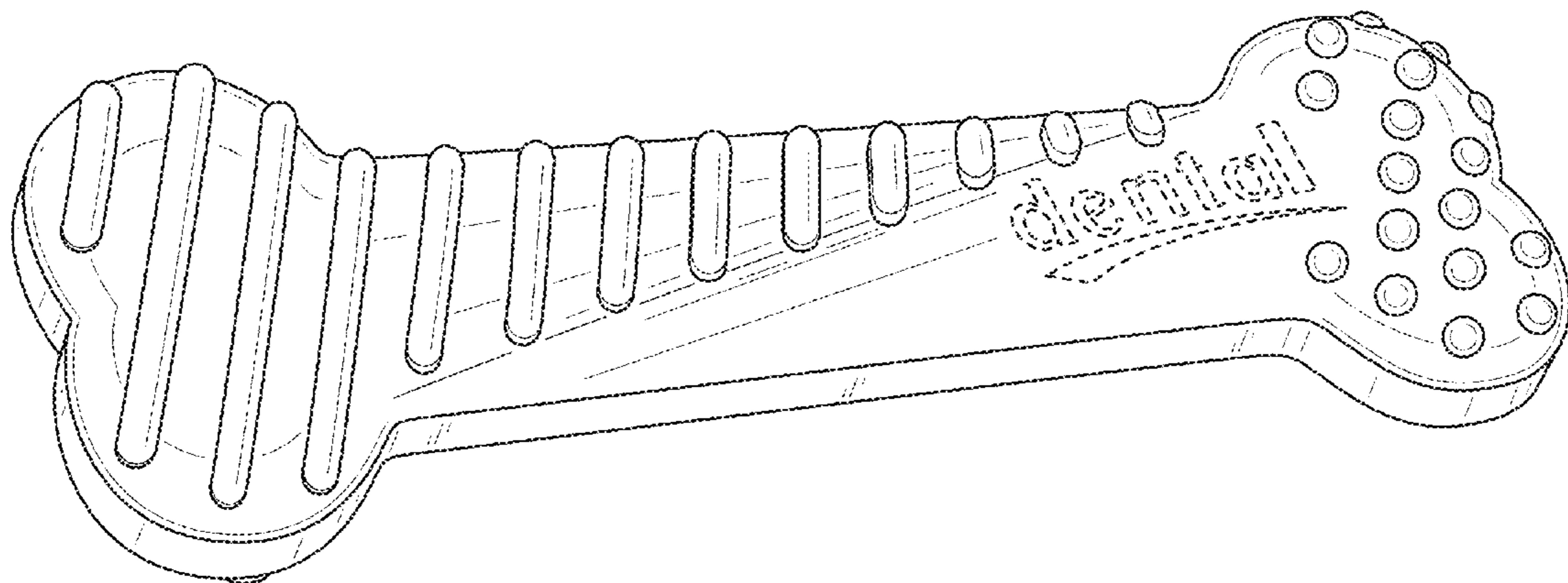
FIG. 5 is a bottom view of the twist pet chew of FIG. 1;

FIG. 6 is a left side view of the twist pet chew of FIG. 1; and,

FIG. 7 is a right side view of the twist pet chew of FIG. 1.

The broken lines in FIGS. 1-3 illustrate portions of the pet treat which form no part of the claimed design.

**1 Claim, 5 Drawing Sheets**



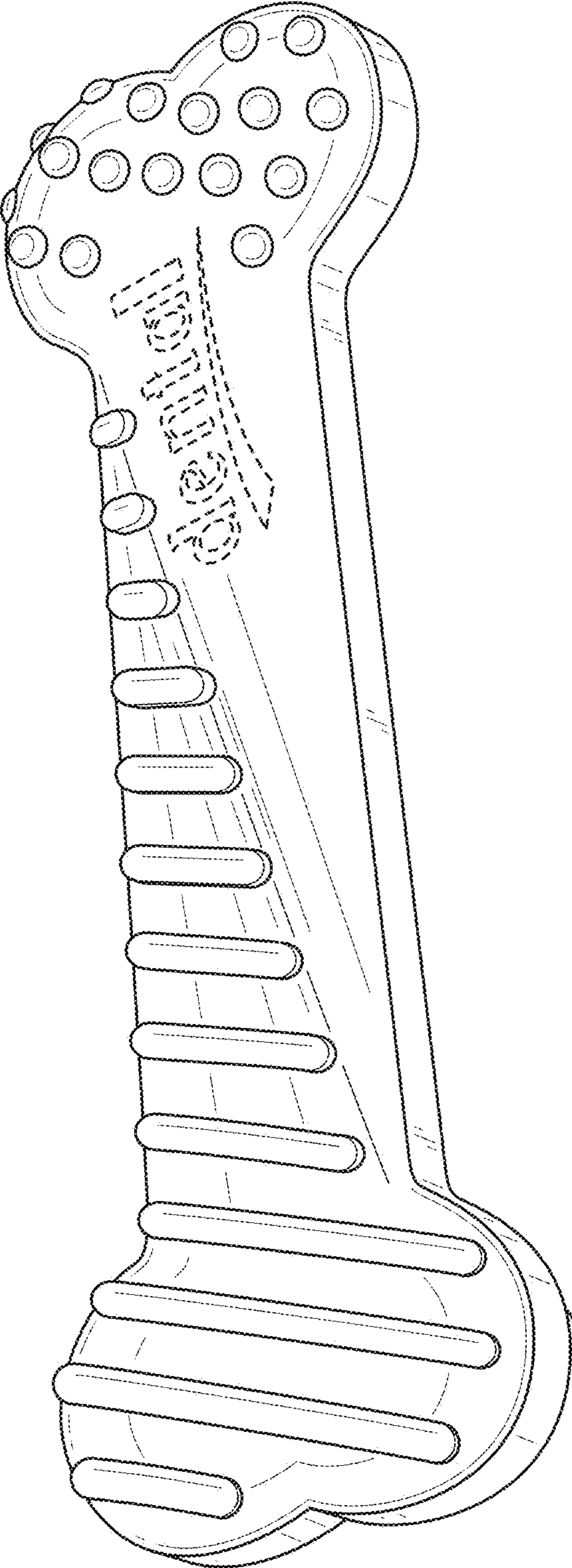


FIG. 1

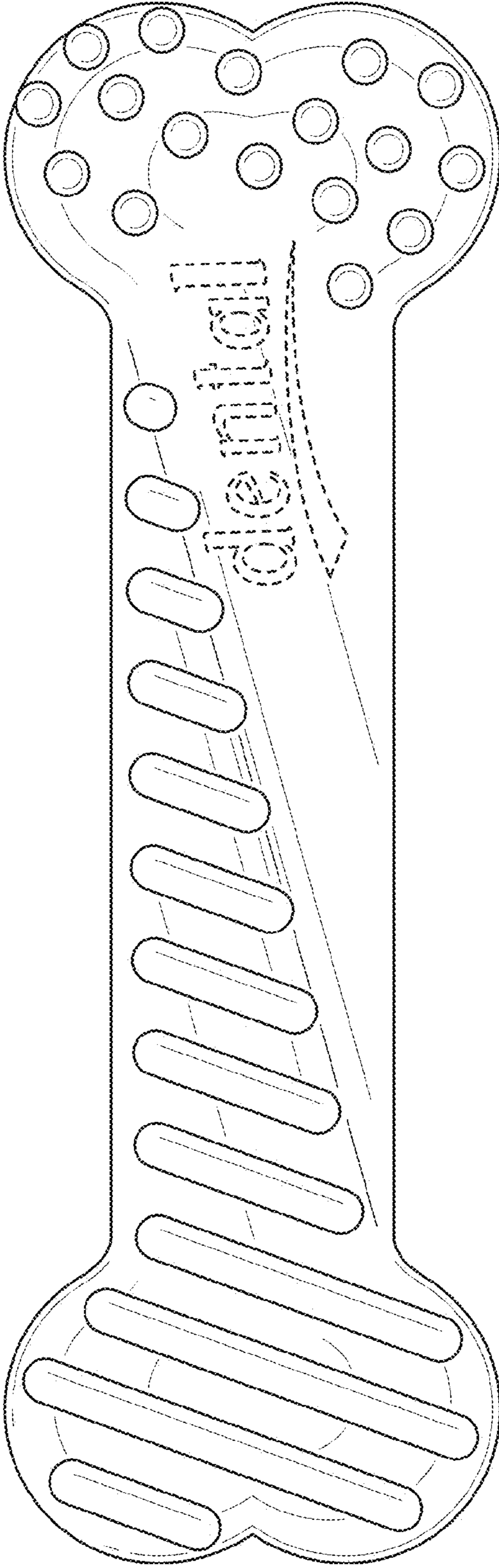


FIG. 2

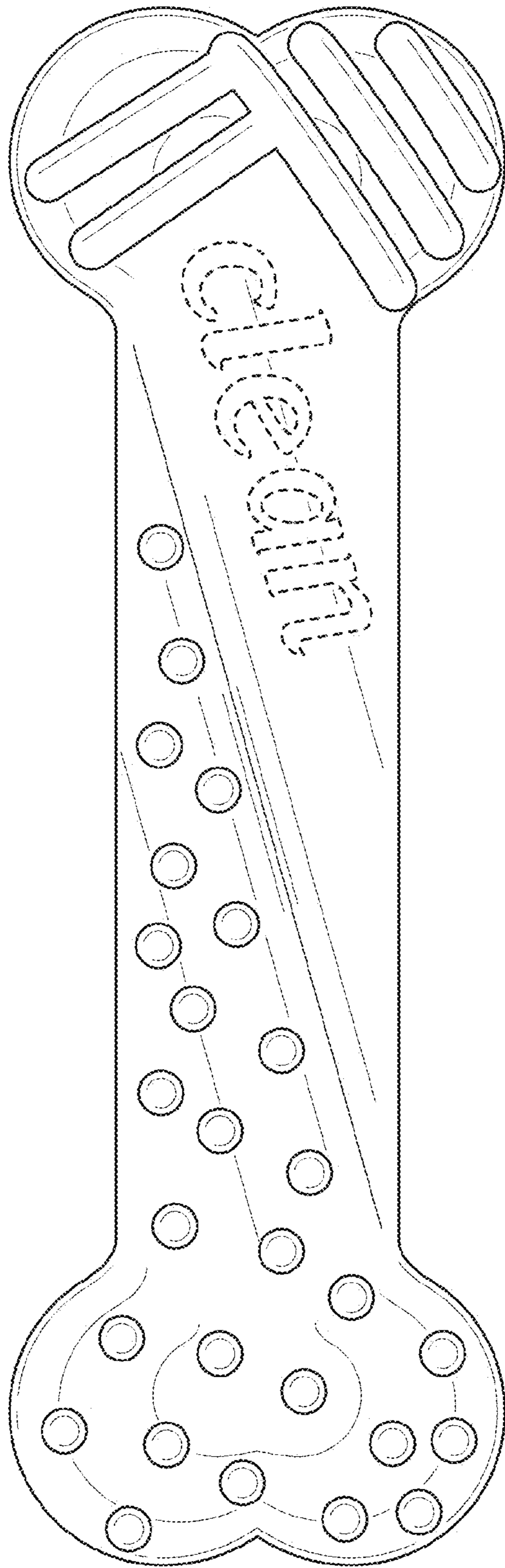


FIG. 3

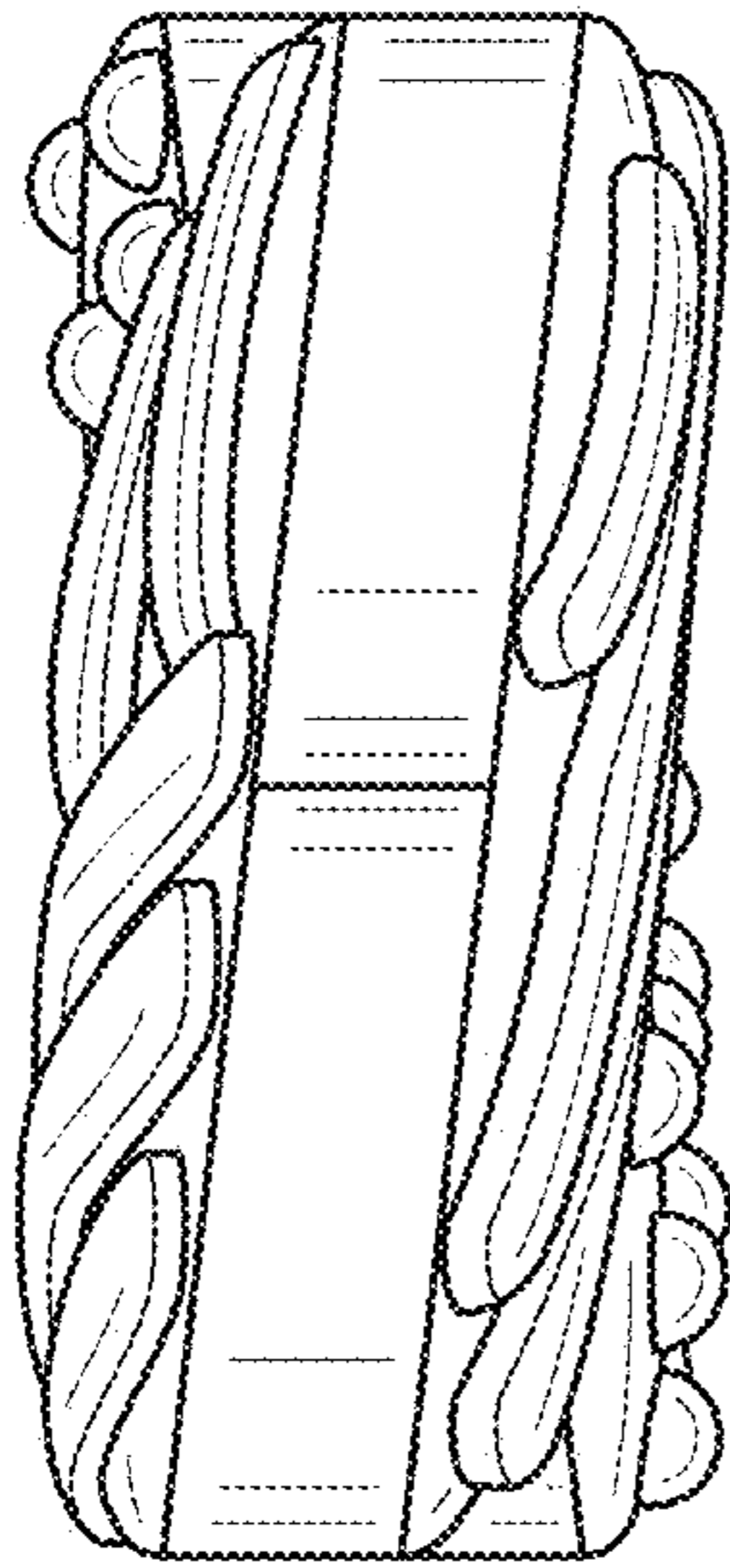


FIG. 4

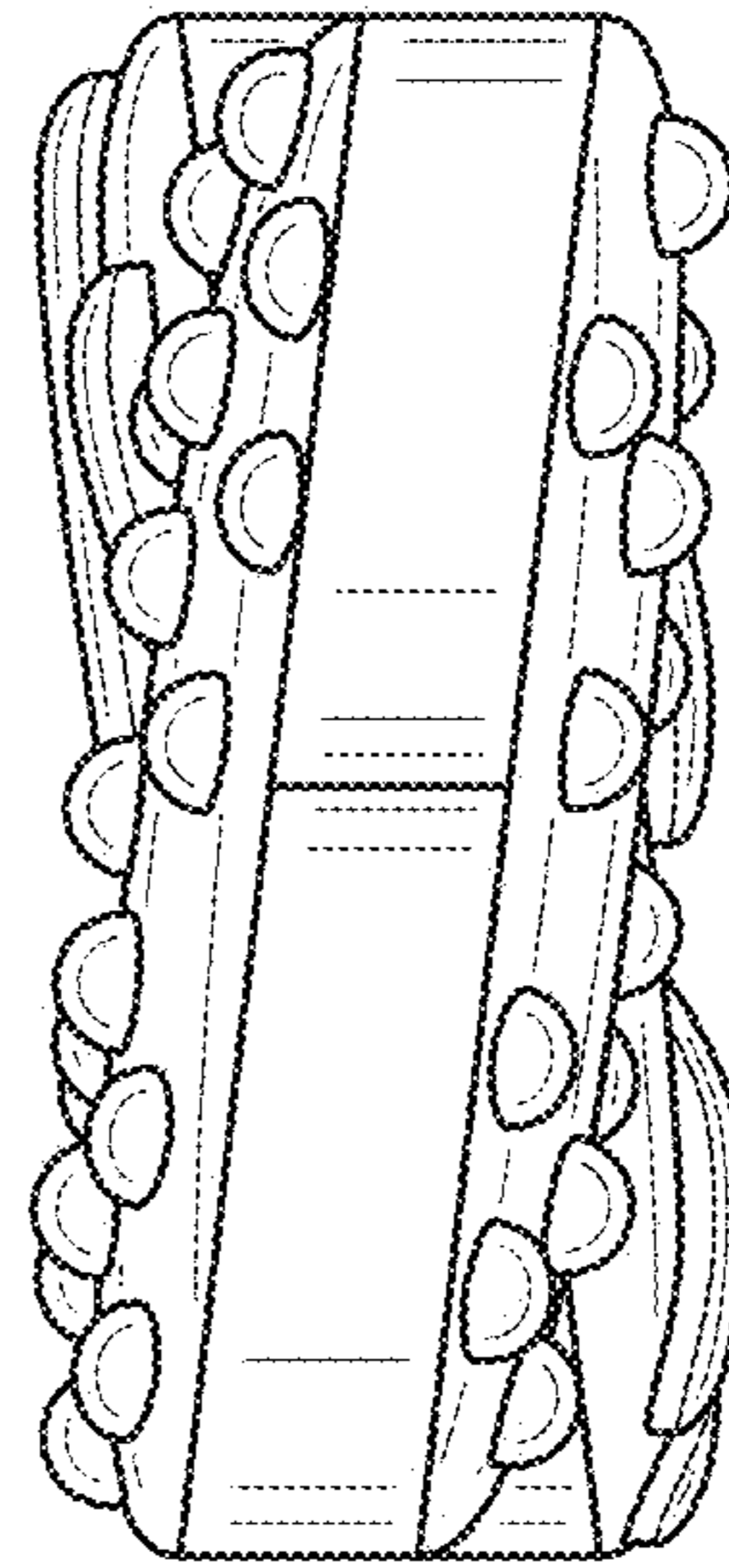


FIG. 5

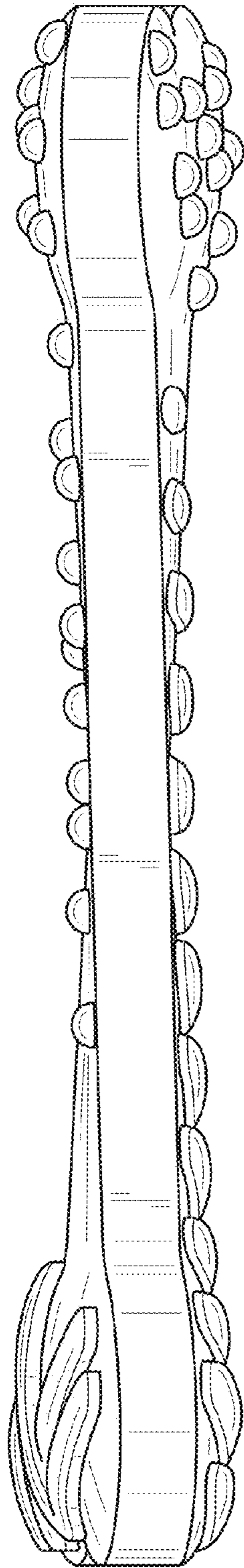


FIG. 6

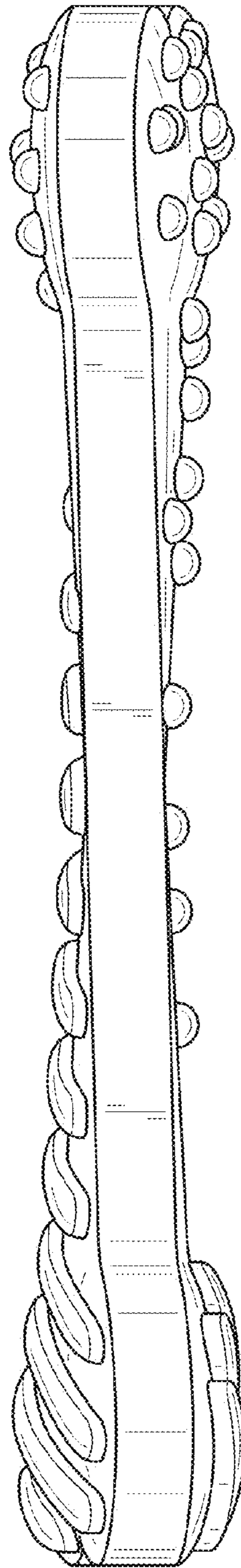


FIG. 7