



US00D747045S

(12) **United States Design Patent**
McLachlan et al.

(10) **Patent No.:** **US D747,045 S**
(45) **Date of Patent:** **** Jan. 5, 2016**

(54) **LEG PAD**

(71) Applicant: **NIKE, Inc.**, Beaverton, OR (US)

(72) Inventors: **Oliver McLachlan**, Portland, OR (US);
Todd Smith, West Linn, OR (US)

(73) Assignee: **NIKE, Inc.**, Beaverton, OR (US)

(**) Term: **14 Years**

(21) Appl. No.: **29/518,964**

(22) Filed: **Feb. 27, 2015**

(51) **LOC (10) Cl.** **29-02**

(52) **U.S. Cl.**
USPC **D29/121.2**

(58) **Field of Classification Search**
USPC D29/10, 11, 100, 101.5, 122; D2/711,
D2/713; 128/95.1, 96.1, 98.1, 846, 891;
602/67, 72, 73, 96, 108, 114; 2/2, 455;
450/38, 228, 267, 403, 405; 623/7;
604/352, 353, 395
CPC A41D 13/05; A41D 13/0525; A63B 71/08
See application file for complete search history.

(56) **References Cited**

U.S. PATENT DOCUMENTS

5,671,478 A * 9/1997 Yen 2/22
6,245,035 B1 * 6/2001 Schrijver 602/27
6,305,031 B1 * 10/2001 White 2/455
D546,505 S * 7/2007 Walston D29/121.2

D593,715 S * 6/2009 Scheffer et al. D29/121.2
D656,685 S * 3/2012 Best et al. D29/120.1
D712,557 S * 9/2014 Gatti D24/192

* cited by examiner

Primary Examiner — Randall Gholson

(74) *Attorney, Agent, or Firm* — Shook, Hardy & Bacon
L.L.P.

(57) **CLAIM**

The ornamental design for a leg pad, as shown and described.

DESCRIPTION

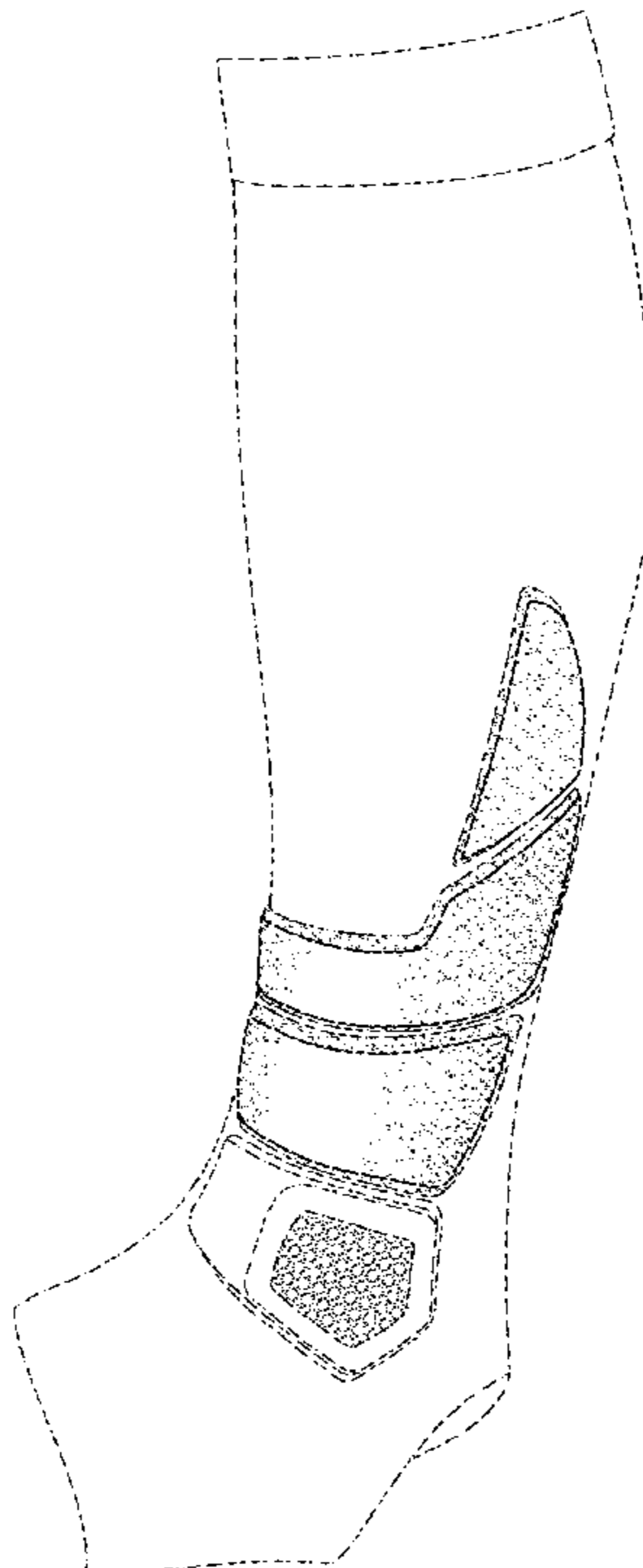
FIG. 1 is a left side view of a leg pad in an as-worn configuration according to the present design;
FIG. 2 is a left, front, top perspective view thereof;
FIG. 3 is a front view thereof;
FIG. 4 is a left side, rear perspective view thereof; and,
FIG. 5 is a rear view thereof.

The evenly spaced broken lines shown in the drawings are directed to environment, are for informational purposes only, and form no part of the claimed design.

The long and short broken lines are boundary lines which define the bounds of the claimed design. These boundaries do not exist in reality in the article embodying the design. It is understood that the claimed design extends to these boundaries but do not include the boundaries.

The surface shading lines on the claimed portion are provided only to indicate the character and/or any contour or curvature of the surfaces. They do not indicate color, texture, markings that actually exist thereon, indicia, graphic representations, surface treatment, or any other ornamentation applied to the article.

1 Claim, 3 Drawing Sheets



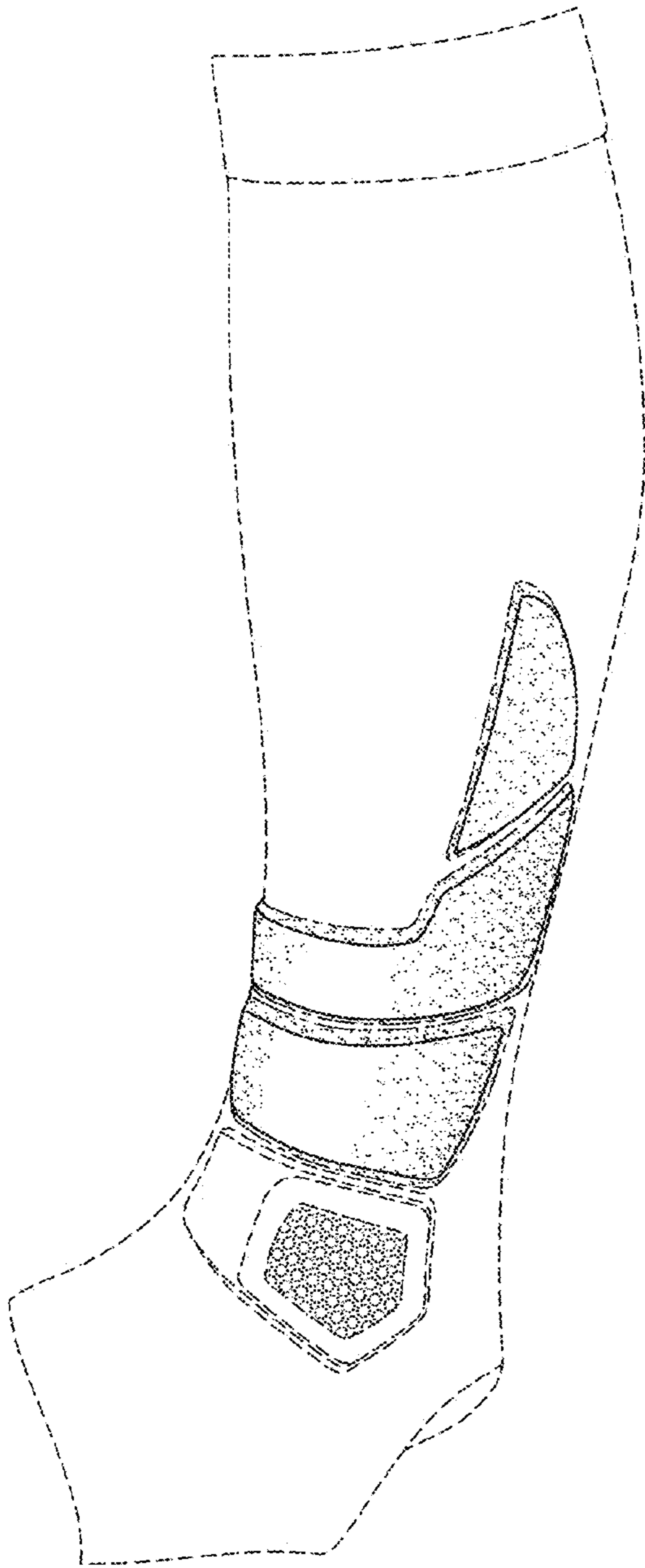


FIG. 1.

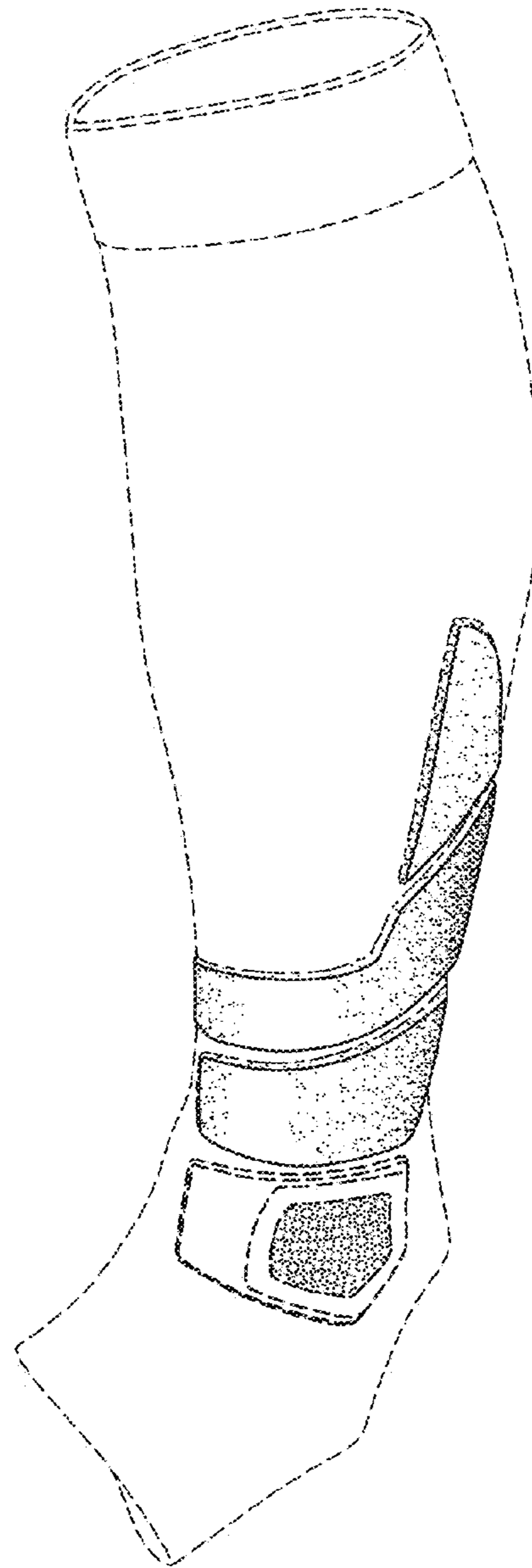


FIG. 2.

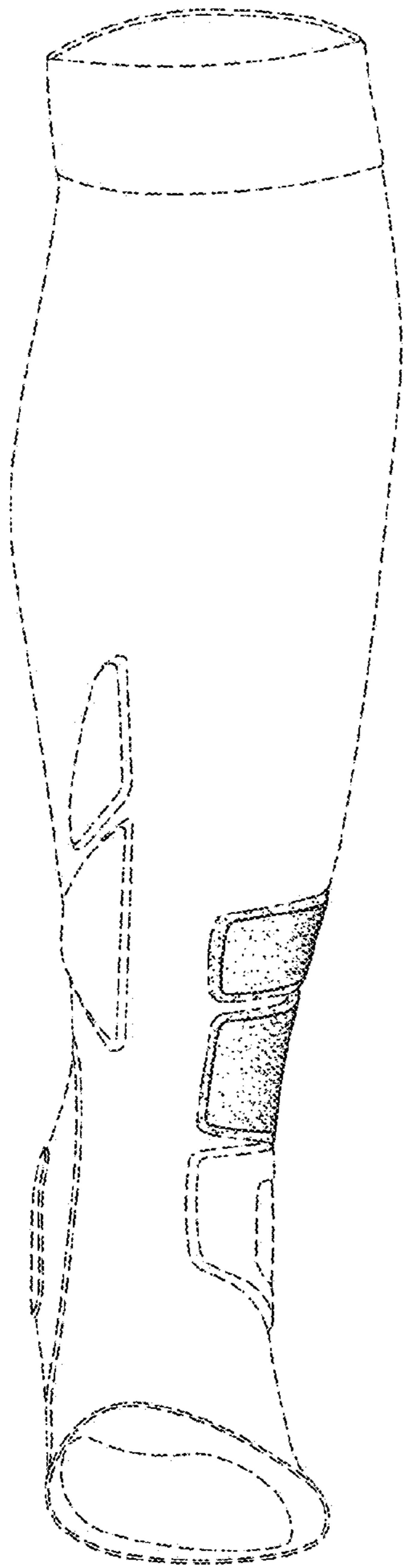


FIG. 3.

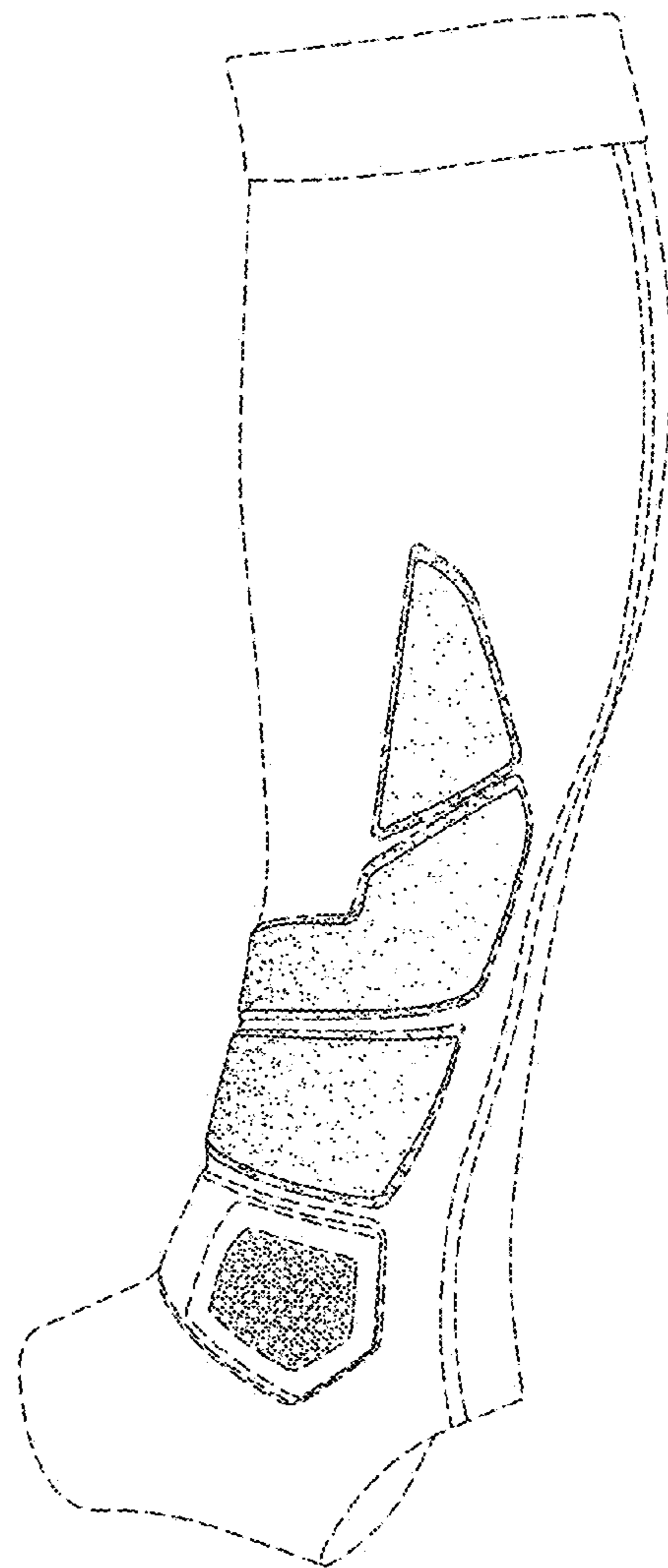


FIG. 4.

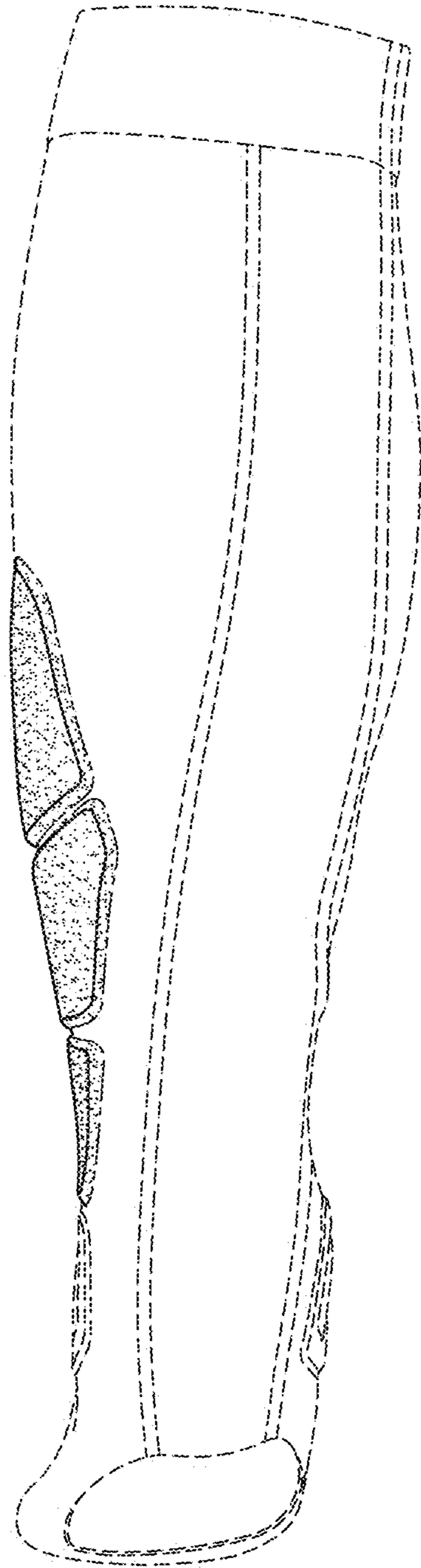


FIG. 5.

UNITED STATES PATENT AND TRADEMARK OFFICE
CERTIFICATE OF CORRECTION

PATENT NO. : D747,045 S
APPLICATION NO. : 29/518964
DATED : January 5, 2016
INVENTOR(S) : Oliver McLachlan

Page 1 of 1

It is certified that error appears in the above-identified patent and that said Letters Patent is hereby corrected as shown below:

On the Title Page

In the Description:

Line 14: "but do not" should read --but does not--.

Signed and Sealed this
Eighth Day of August, 2017



Joseph Matal
*Performing the Functions and Duties of the
Under Secretary of Commerce for Intellectual Property and
Director of the United States Patent and Trademark Office*