



US00D747044S

(12) **United States Design Patent**  
**McLachlan et al.**

(10) **Patent No.:** **US D747,044 S**  
(45) **Date of Patent:** **\*\* Jan. 5, 2016**

(54) **ANKLE PAD**

D712,557 S \* 9/2014 Gatti ..... D24/192

\* cited by examiner

(71) Applicant: **NIKE, Inc.**, Beaverton, OR (US)

*Primary Examiner* — Randall Gholson

(72) Inventors: **Oliver McLachlan**, Portland, OR (US);  
**Todd Smith**, West Linn, OR (US)

(74) *Attorney, Agent, or Firm* — Shook, Hardy & Bacon  
L.L.P.

(73) Assignee: **NIKE, Inc.**, Beaverton, OR (US)

(57) **CLAIM**

The ornamental design for an ankle pad, as shown and described.

(\*\*) Term: **14 Years**

**DESCRIPTION**

(21) Appl. No.: **29/518,959**

FIG. 1 is a left side view of an ankle pad in an as-worn

(22) Filed: **Feb. 27, 2015**

configuration according to the present design;

(51) **LOC (10) Cl.** ..... **29-02**

FIG. 2 is a left side, front perspective view thereof;

(52) **U.S. Cl.**

FIG. 3 is front view thereof;

USPC ..... **D29/121.2**

FIG. 4 is a right side, front perspective view thereof;

(58) **Field of Classification Search**

FIG. 5 is a right side view thereof;

USPC ..... D29/10, 11, 100, 101.5, 122; D2/711,

FIG. 6 is a rear view thereof; and,

D2/713; 128/95.1, 96.1, 98.1, 846, 891;

FIG. 7 is a left side, rear perspective view thereof.

602/67, 72, 73, 96, 108, 114; 2/2, 455;

450/38, 228, 267, 403, 405; 623/7;

604/352, 353, 395

CPC ..... A41D 13/05; A41D 13/0525; A63B 71/08

See application file for complete search history.

The evenly spaced broken lines shown in the drawings are directed to environment, are for informational purposes only, and form no part of the claimed design.

The long and short broken lines are boundary lines, which define the bounds of the claimed design. These boundaries do not exist in reality in the article embodying the design. It is understood that the claimed design extends to these boundaries but do not include the boundaries.

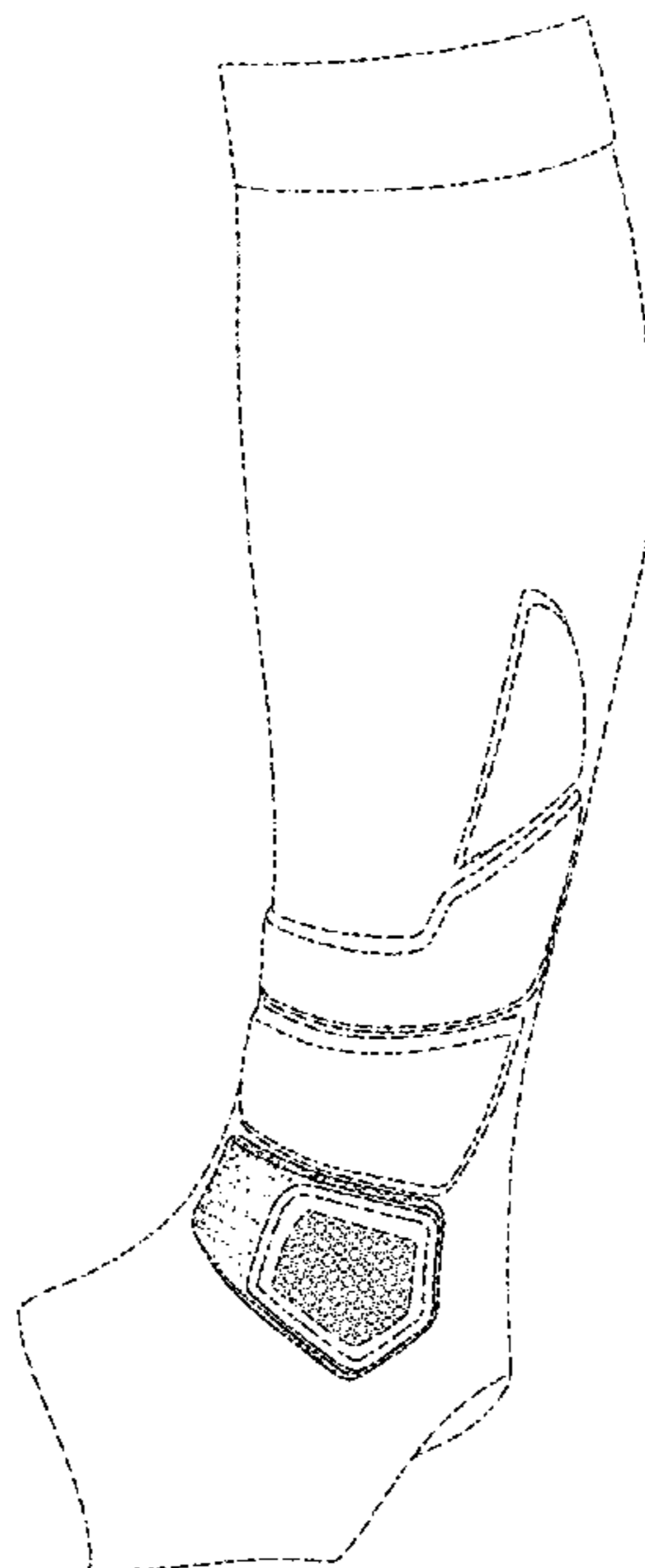
The surface shading on the claimed portion IS provided only to indicate the character and/or any contour or curvature of the surfaces. They do not indicate color, texture, markings that actually exist thereon, indicia, graphic representations, surface treatment, or any other ornamentation applied to the article.

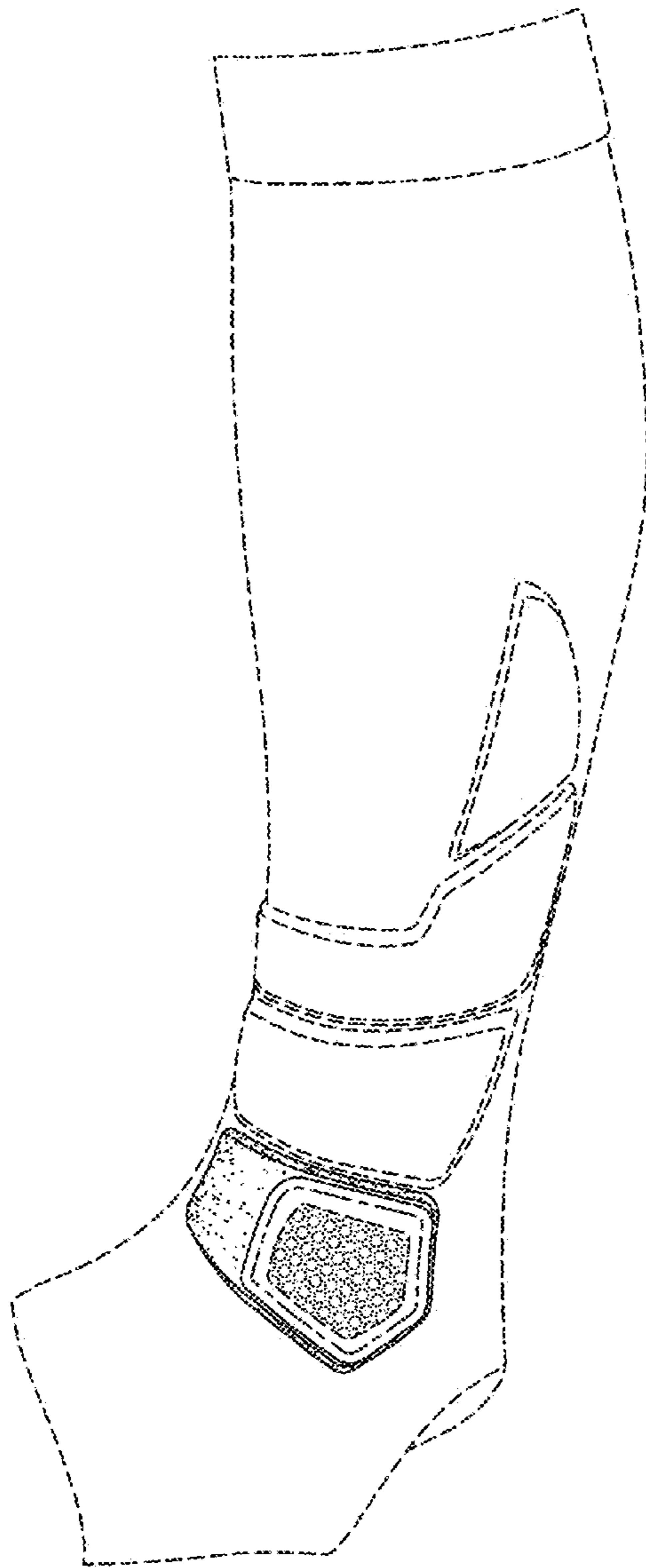
(56) **References Cited**

**U.S. PATENT DOCUMENTS**

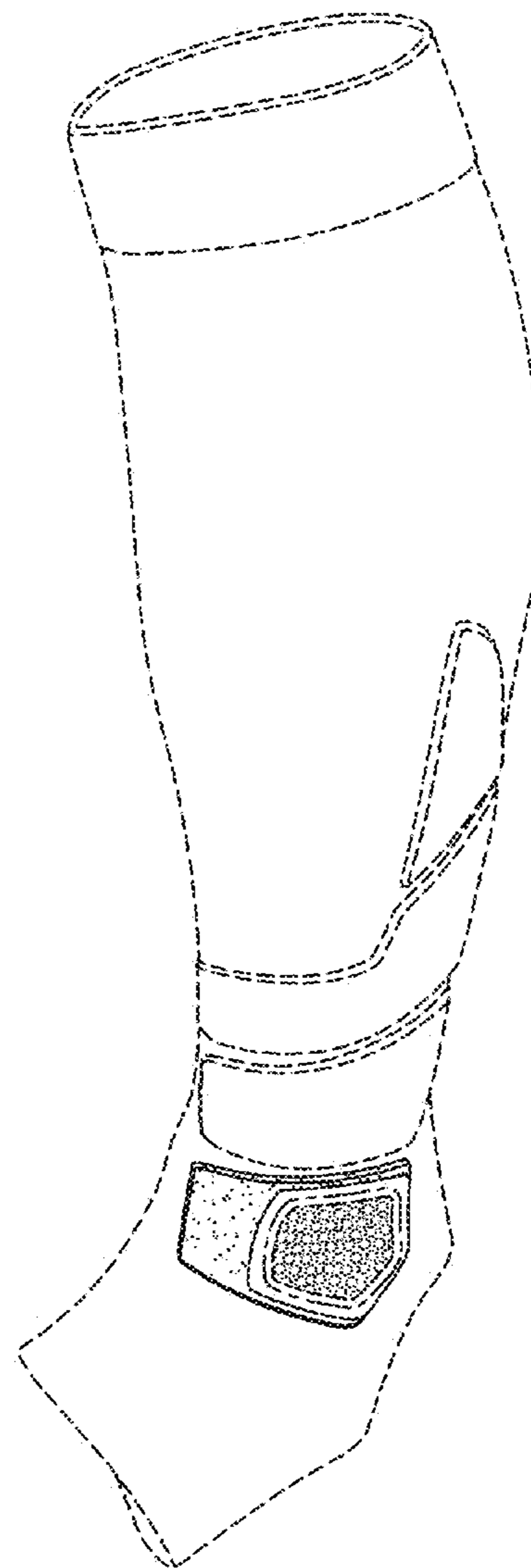
5,671,478	A *	9/1997	Yen	.....	2/22
6,245,035	B1 *	6/2001	Schrijver	.....	602/27
6,305,031	B1 *	10/2001	White	.....	2/455
D546,505	S *	7/2007	Walston	.....	D29/121.2
D593,715	S *	6/2009	Scheffer et al.	.....	D29/121.2
D656,685	S *	3/2012	Best et al.	.....	D29/120.1

**1 Claim, 4 Drawing Sheets**





*FIG. 1.*



*FIG. 2.*

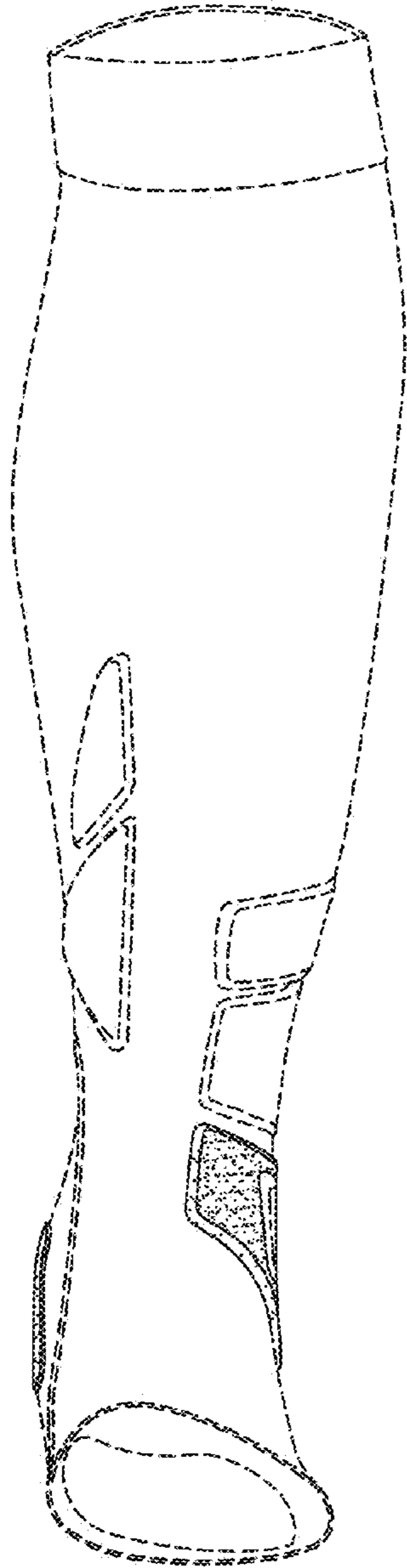


FIG. 3.

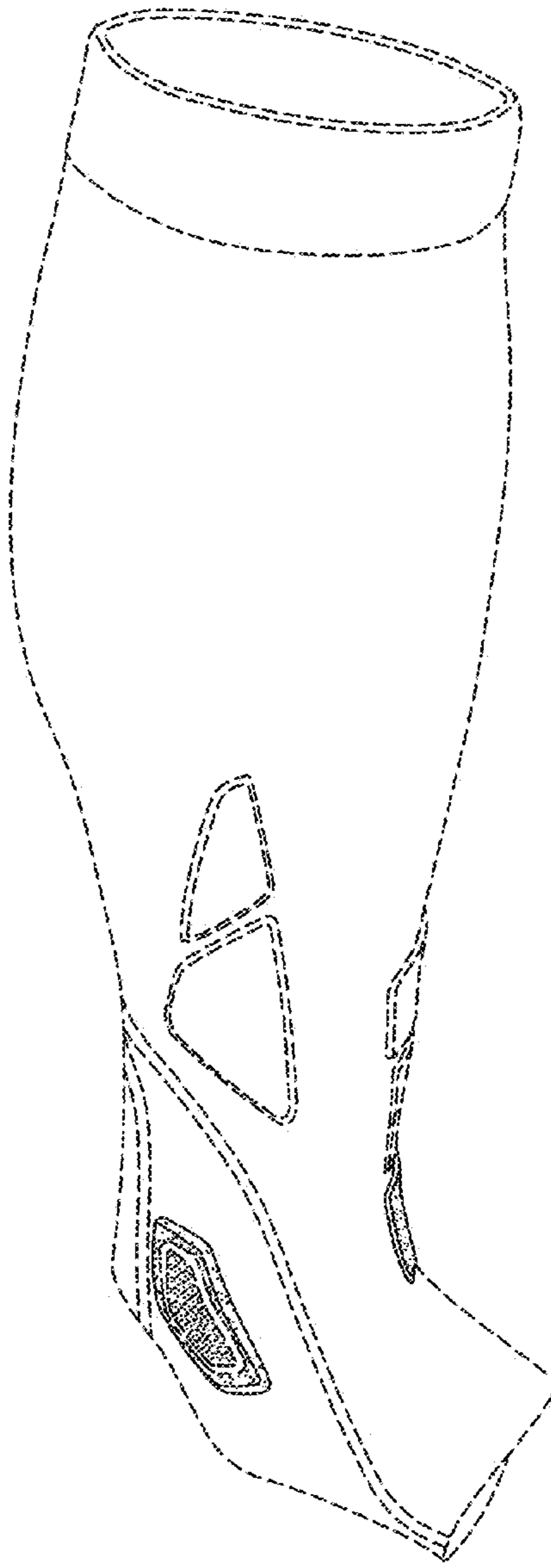


FIG. 4.

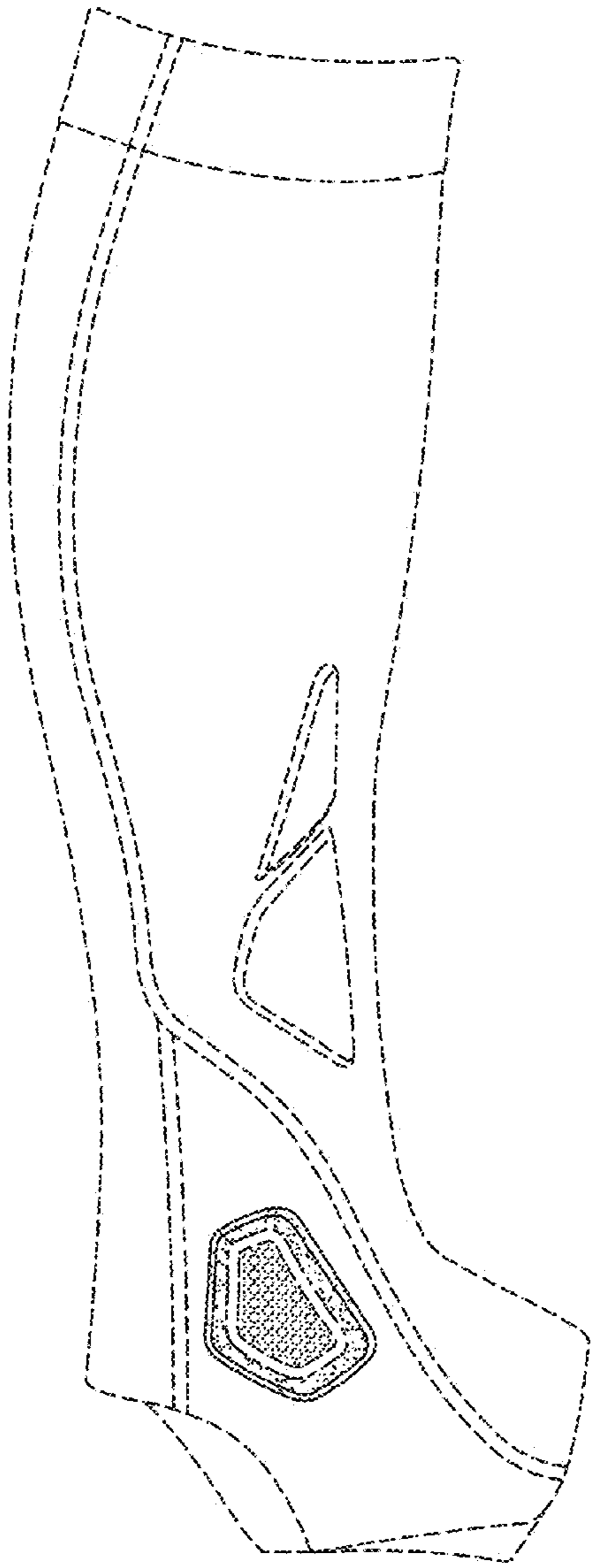


FIG. 5.


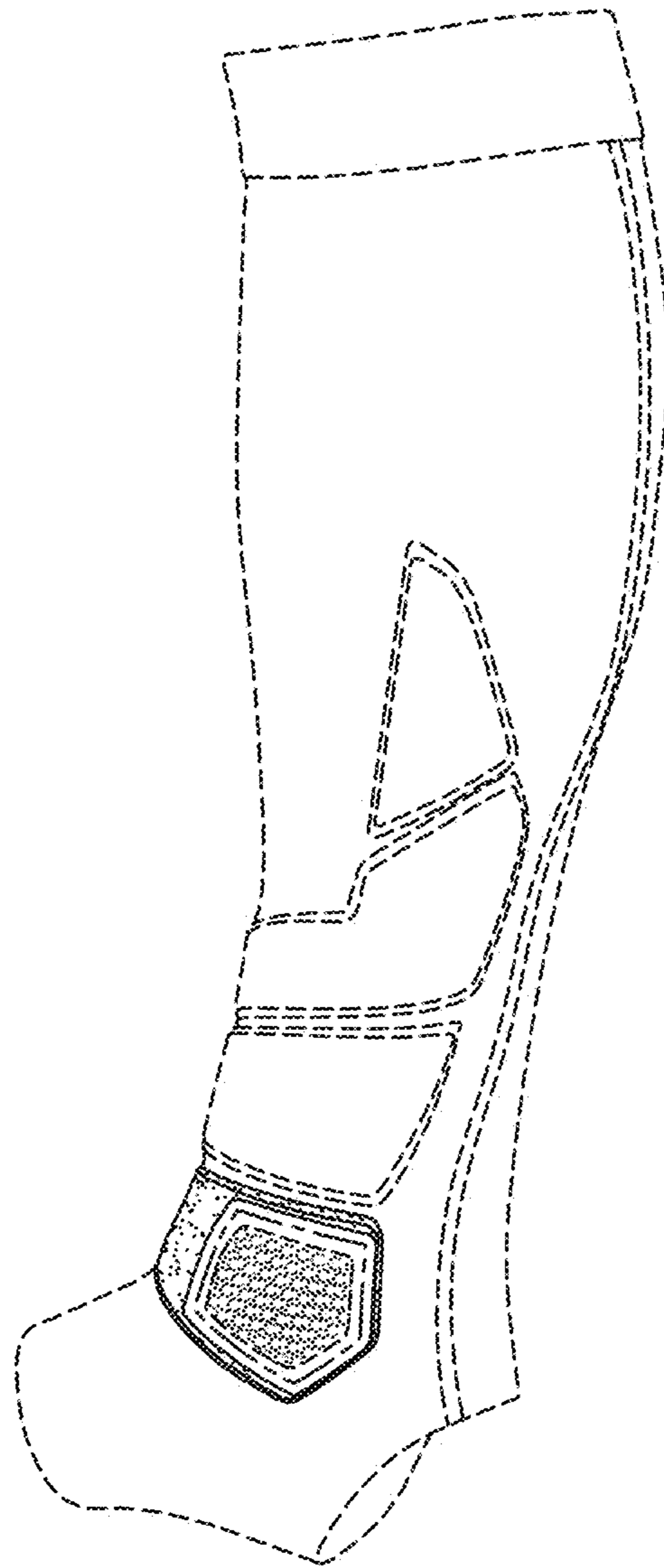


FIG. 6.



*FIG. 7.*

UNITED STATES PATENT AND TRADEMARK OFFICE  
**CERTIFICATE OF CORRECTION**

PATENT NO. : D747,044 S  
APPLICATION NO. : 29/518959  
DATED : January 5, 2016  
INVENTOR(S) : Oliver McLachlan

Page 1 of 1

It is certified that error appears in the above-identified patent and that said Letters Patent is hereby corrected as shown below:

On the Title Page

In the Description:

Line 17: "portion IS" should read --portion is--.

Signed and Sealed this  
Eighth Day of August, 2017



Joseph Matal  
*Performing the Functions and Duties of the  
Under Secretary of Commerce for Intellectual Property and  
Director of the United States Patent and Trademark Office*