



US00D747043S

(12) **United States Design Patent**
McLachlan et al.

(10) **Patent No.:** **US D747,043 S**
(45) **Date of Patent:** **** Jan. 5, 2016**

(54) **SHIN GUARD**

7,484,250 B2 * 2/2009 Chiang 2/465
D602,210 S * 10/2009 Crye D29/121.1
D684,323 S * 6/2013 Macrina et al. D29/121.2

(71) Applicant: **NIKE, Inc.**, Beaverton, OR (US)

* cited by examiner

(72) Inventors: **Oliver McLachlan**, Portland, OR (US);
Todd Smith, West Linn, OR (US)

Primary Examiner — Randall Gholson

(73) Assignee: **NIKE, Inc.**, Beaverton, OR (US)

(74) *Attorney, Agent, or Firm* — Shook, Hardy & Bacon
L.L.P.

(**) Term: **14 Years**

(57) **CLAIM**

The ornamental design for a shin guard, as shown and described.

(21) Appl. No.: **29/521,206**

DESCRIPTION

(22) Filed: **Mar. 20, 2015**

(51) **LOC (10) Cl.** **29-02**

(52) **U.S. Cl.**
USPC **D29/121.1**

(58) **Field of Classification Search**
USPC D29/10, 11, 100, 101.5, 122; D2/711,
D2/713; 128/95.1, 96.1, 98.1, 846, 891;
602/67, 72, 73, 96, 108, 114; 2/2, 455;
450/38, 228, 267, 403, 405; 623/7;
604/352, 353, 395
CPC A41D 13/05; A41D 13/0525; A63B 71/08
See application file for complete search history.

FIG. 1 is a front, right perspective view of a shin guard according to the present design;
FIG. 2 is a front view thereof;
FIG. 3 is rear view thereof;
FIG. 4 is a right side view thereof;
FIG. 5 is a left side view thereof;
FIG. 6 is a top view thereof; and,
FIG. 7 is a bottom view thereof.

The evenly spaced broken lines shown in the drawings are directed to environment, are for informational purposes only, and form no part of the claimed design.

The long and short broken lines are boundary lines, which define the bounds of the claimed design. These boundaries do not exist in reality in the article embodying the design. It is understood that the claimed design extends to these boundaries but do not include the boundaries.

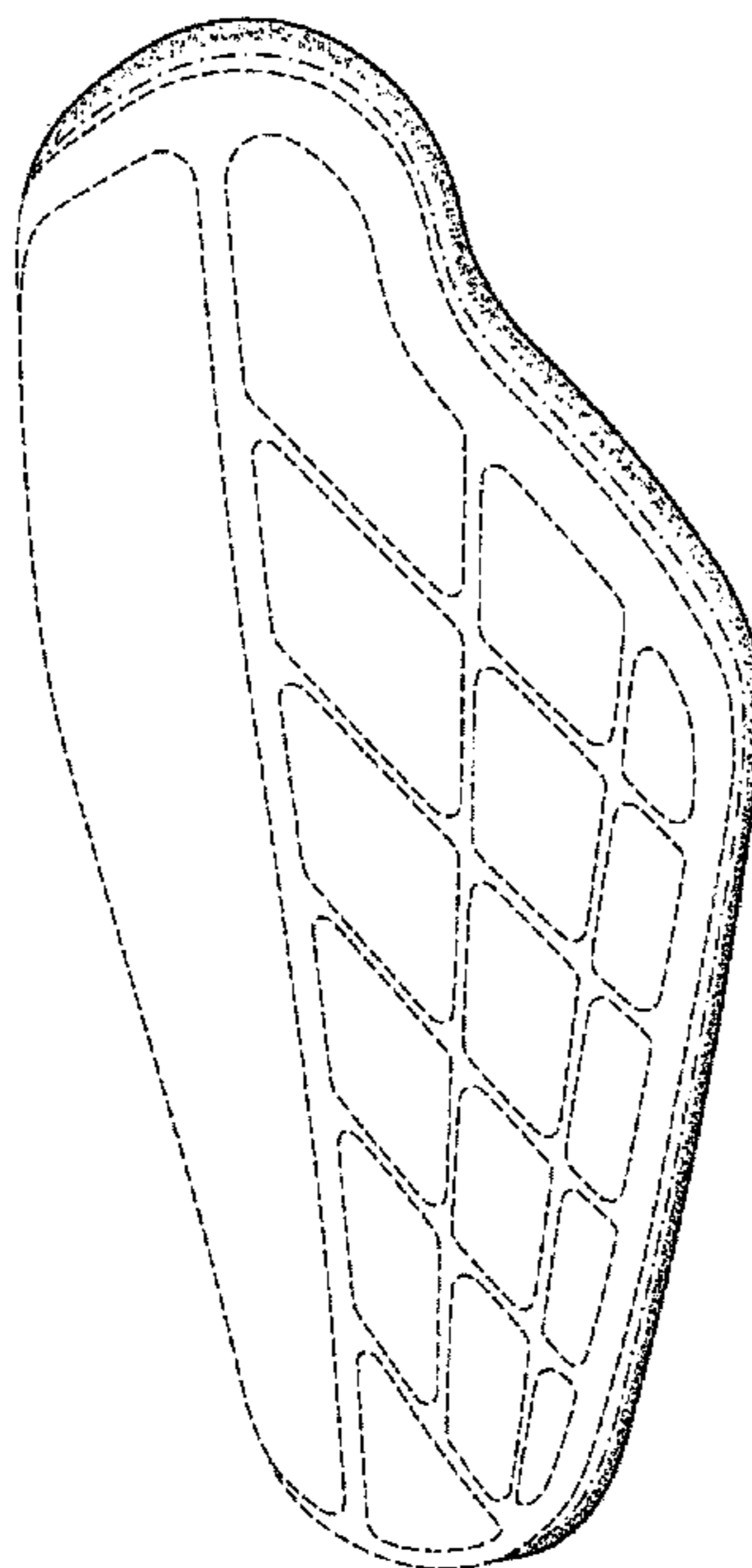
The surface shading on the claimed portion is provided only to indicate the character and/or any contour or curvature of the surfaces. They do not indicate color, texture, markings that actually exist thereon, indicia, graphic representations, surface treatment, or any other ornamentation applied to the article.

(56) **References Cited**

U.S. PATENT DOCUMENTS

3,990,440 A * 11/1976 Gaylord, Jr. 128/892
4,573,216 A * 3/1986 Wortberg 2/465
D381,131 S * 7/1997 Duback et al. D29/120.1
5,671,478 A * 9/1997 Yen 2/22
D459,838 S * 7/2002 Parkins D29/121.1
6,654,961 B2 * 12/2003 Beland 2/22
7,013,487 B2 * 3/2006 Beland 2/22

1 Claim, 5 Drawing Sheets



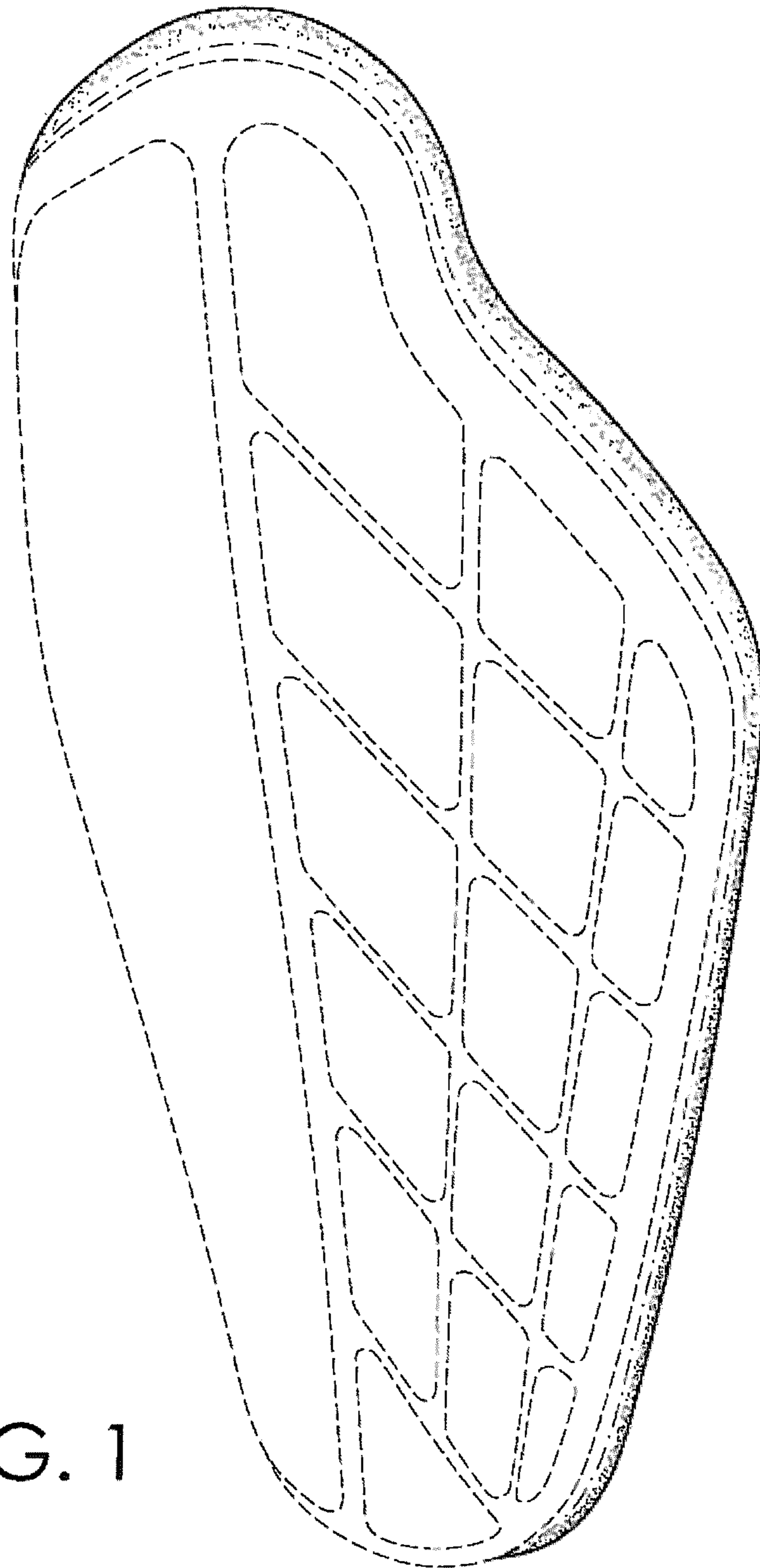


FIG. 1

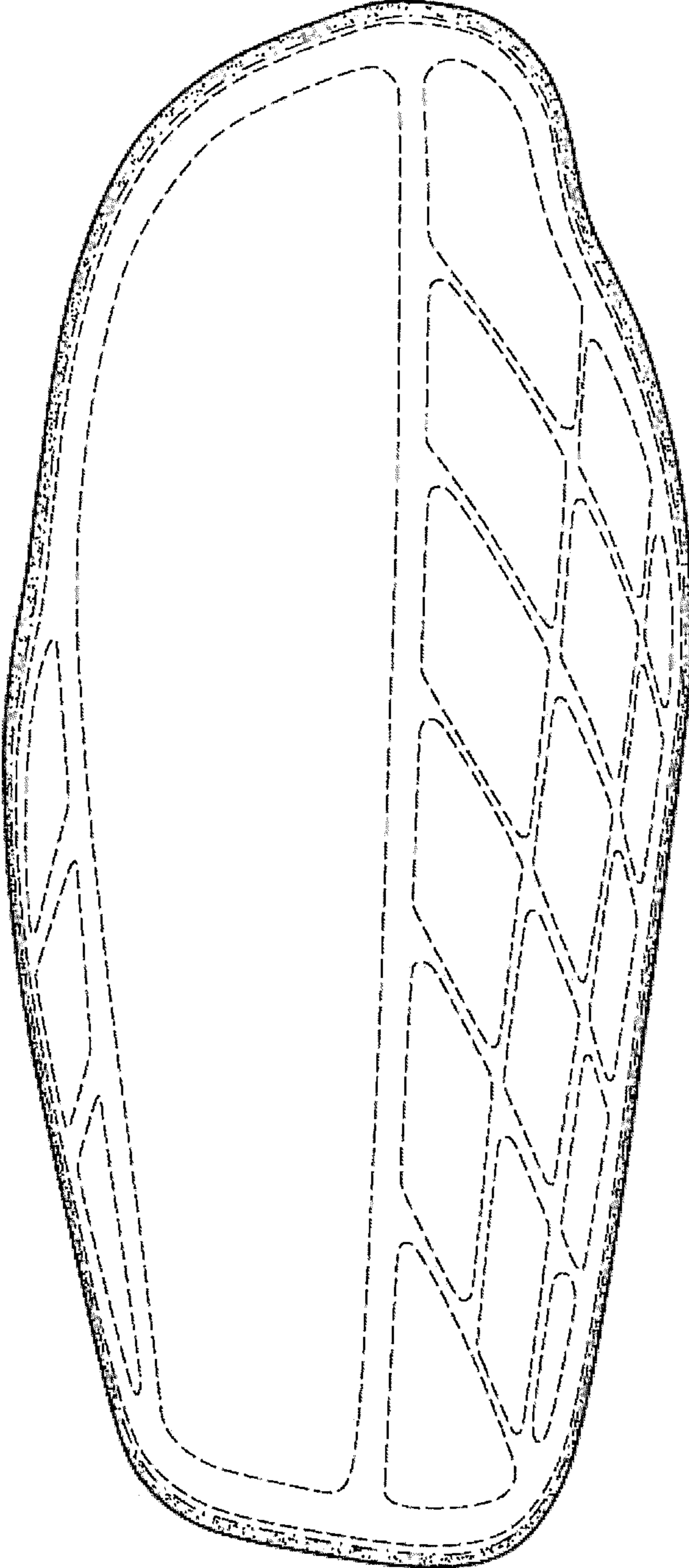


FIG. 2

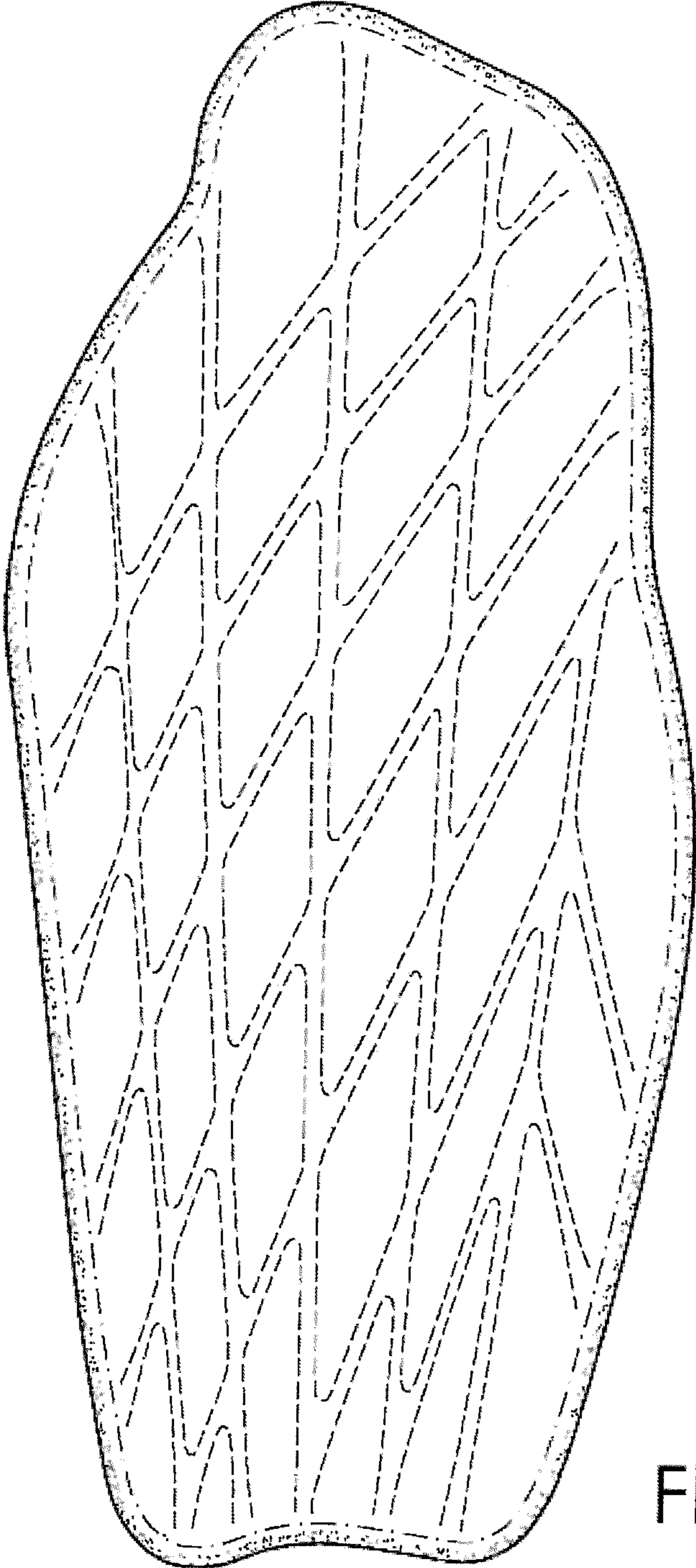


FIG. 3

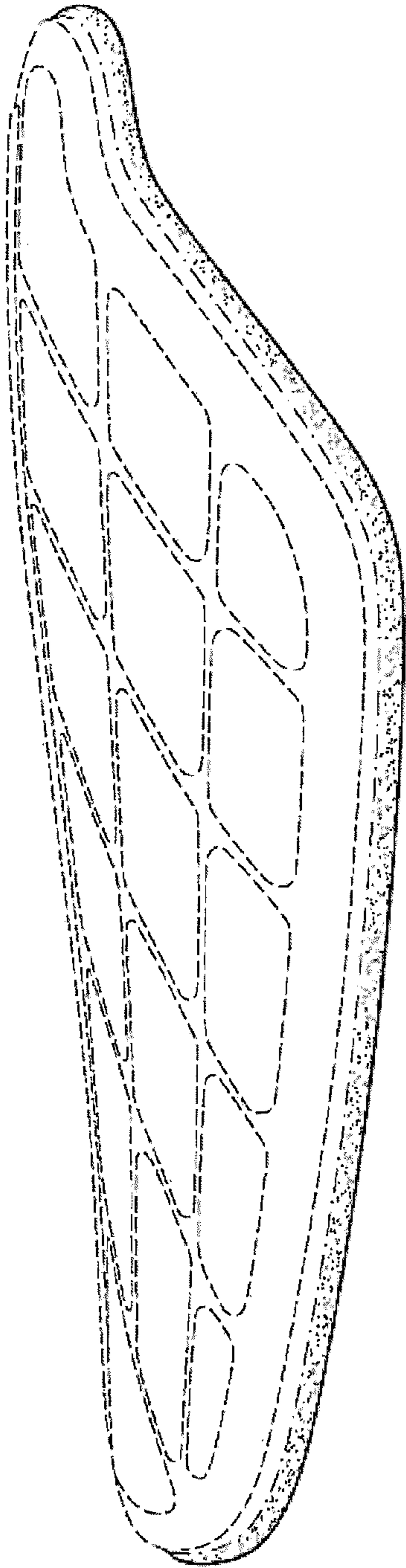


FIG. 4

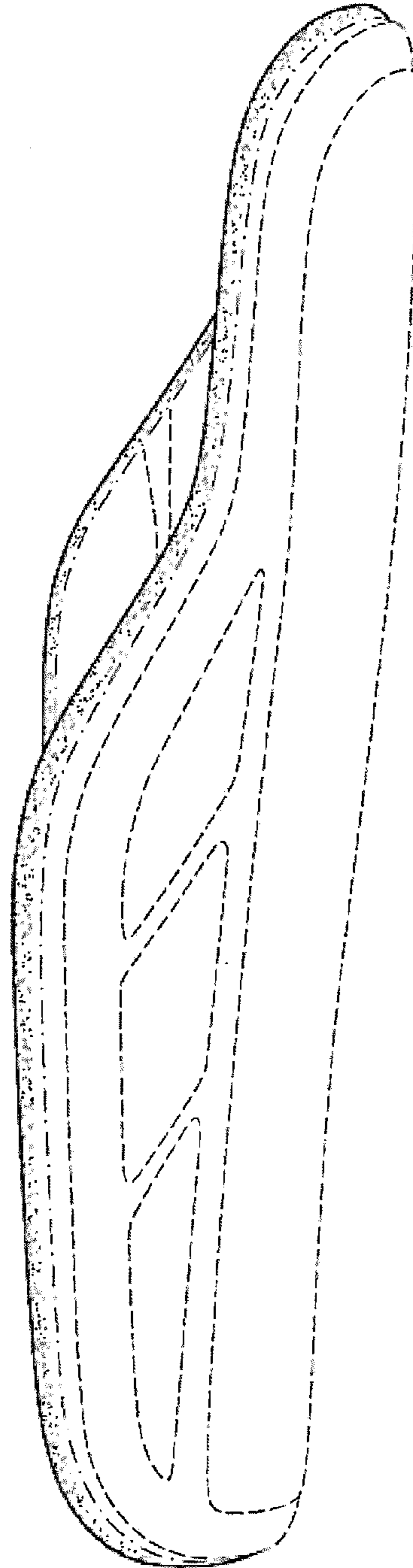


FIG. 5

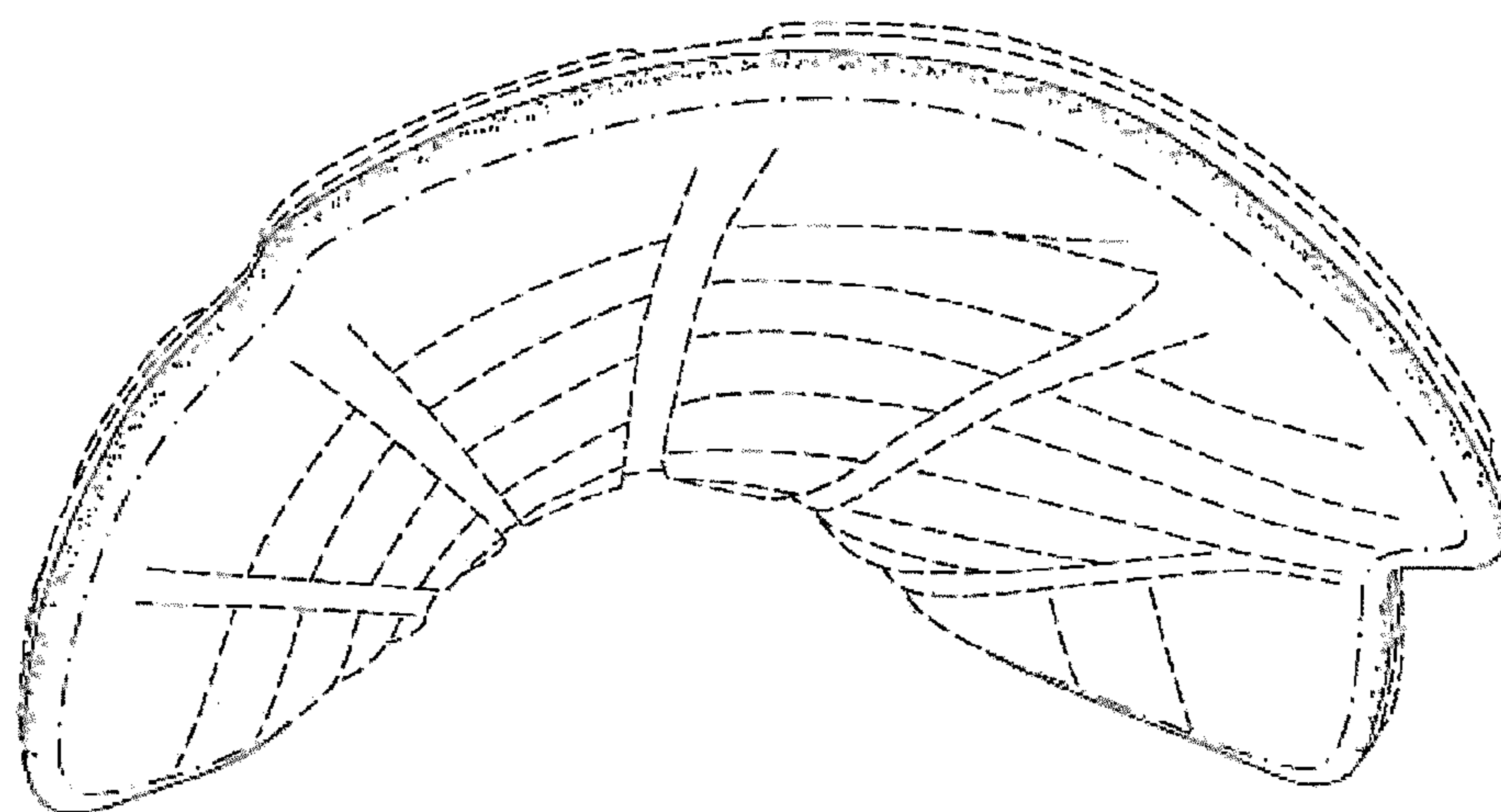


FIG. 6




FIG. 7