



US00D747039S

(12) **United States Design Patent**
Espino

(10) **Patent No.:** **US D747,039 S**
(45) **Date of Patent:** **** Jan. 5, 2016**

(54) **PROTECTIVE APPAREL**
(71) Applicant: **TELEPORT L.A. CORP**, Los Angeles, CA (US)
(72) Inventor: **Paul Espino**, Los Angeles, CA (US)
(73) Assignee: **Teleport L.A. Corp**, Los Angeles, CA (US)

6,477,711 B1 * 11/2002 Freeman et al. 2/69
D493,946 S * 8/2004 Jones et al. D2/743
6,944,883 B1 * 9/2005 Cuaz 2/69
7,257,846 B2 * 8/2007 Paciorkowski 2/267
D573,312 S * 7/2008 Siepmann D29/100
D581,632 S * 12/2008 Thomas D2/743
7,707,660 B2 5/2010 Grilliot et al. 2/455
D622,937 S * 9/2010 Bay D2/830
8,819,865 B1 9/2014 Crye 2/79

(**) Term: **14 Years**

FOREIGN PATENT DOCUMENTS
CN 202127845 2/2012

(21) Appl. No.: **29/479,924**

OTHER PUBLICATIONS

(22) Filed: **Jan. 21, 2014**

SuperMajor Exploration Company, *Equipment Inventory*, 2014.

(51) **LOC (10) Cl.** **29-02**

* cited by examiner

(52) **U.S. Cl.**
USPC **D29/100**

Primary Examiner — Randall Gholson

(58) **Field of Classification Search**
USPC D29/100, 101.1, 101.2, 101.3, 101.4,
D29/101.5; D2/211, 211 R, 215, 456, 457,
D2/743

(74) *Attorney, Agent, or Firm* — Norton Rose Fulbright US LLP

CPC F41H 1/02; A41D 1/00; A41D 3/00
See application file for complete search history.

(57) **CLAIM**

The ornamental design for a protective apparel, as shown and described.

(56) **References Cited**


DESCRIPTION

U.S. PATENT DOCUMENTS

D279,042 S * 6/1985 Aquilina et al. D2/743
4,667,344 A * 5/1987 Cooper, III 2/79
4,890,336 A * 1/1990 Worton 2/79
4,922,551 A 5/1990 Anthes 2/79
4,993,077 A * 2/1991 Robison 2/82
D336,355 S * 6/1993 Holton D2/743
5,511,246 A 4/1996 Farkas et al. 2/79
D369,454 S * 5/1996 Olsen D2/739
D379,110 S * 5/1997 Neustater et al. D29/100
D411,336 S * 6/1999 Kline D29/100
6,209,144 B1 4/2001 Carter 2/458
D463,094 S * 9/2002 Haselmayer et al. D2/739

FIG. 1 is perspective view of the protective apparel.
FIG. 2 is front view of the protective apparel.
FIG. 3 is rear view of the protective apparel.
FIG. 4 is left side view of the protective apparel.
FIG. 5 is right side view of the protective apparel.
FIG. 6 is top plan view of the protective apparel; and,
FIG. 7 is bottom plan view of the protective apparel.
The broken lines depict portions of the protective apparel that form no part of the claimed design.

1 Claim, 5 Drawing Sheets



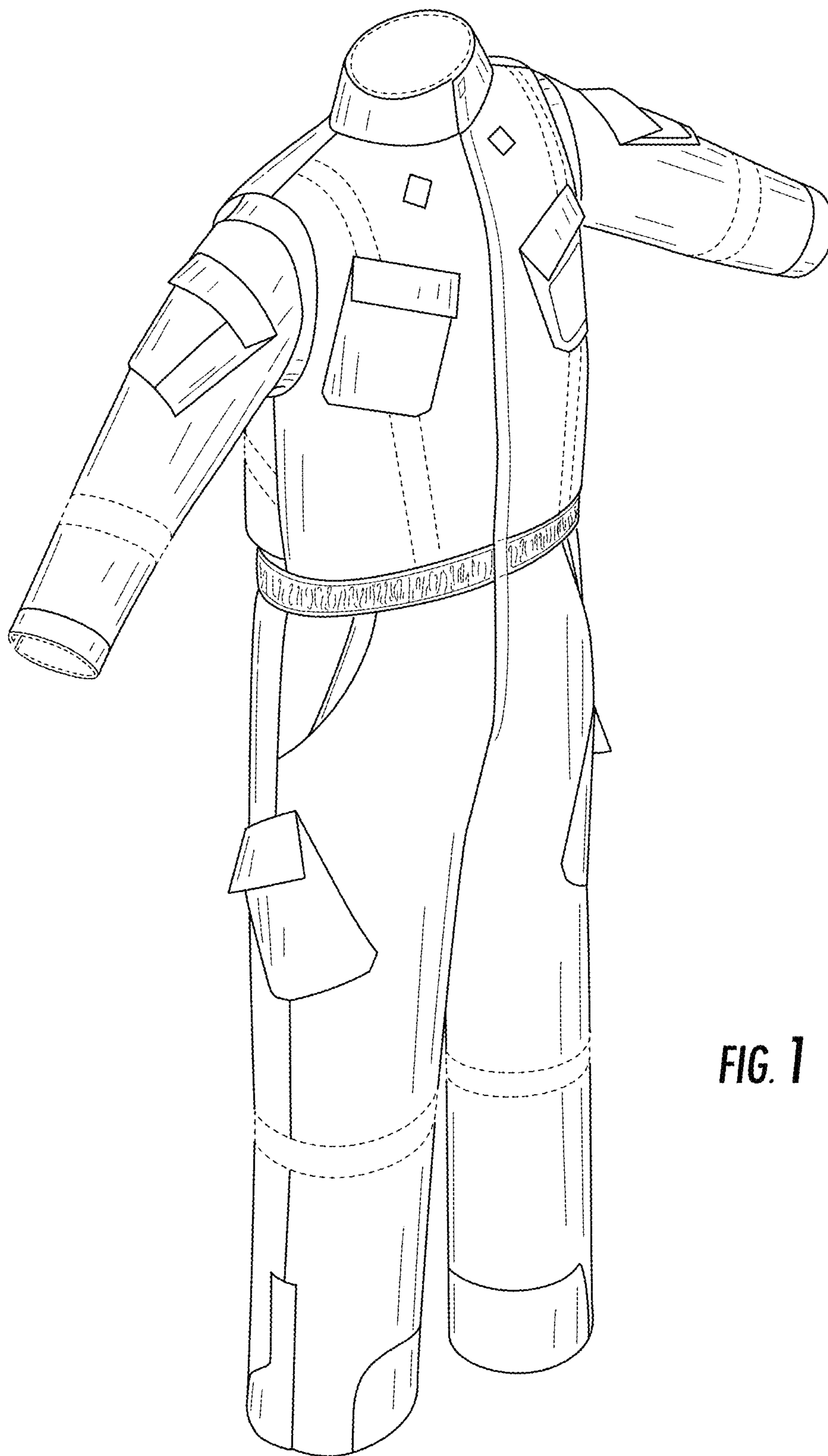


FIG. 1

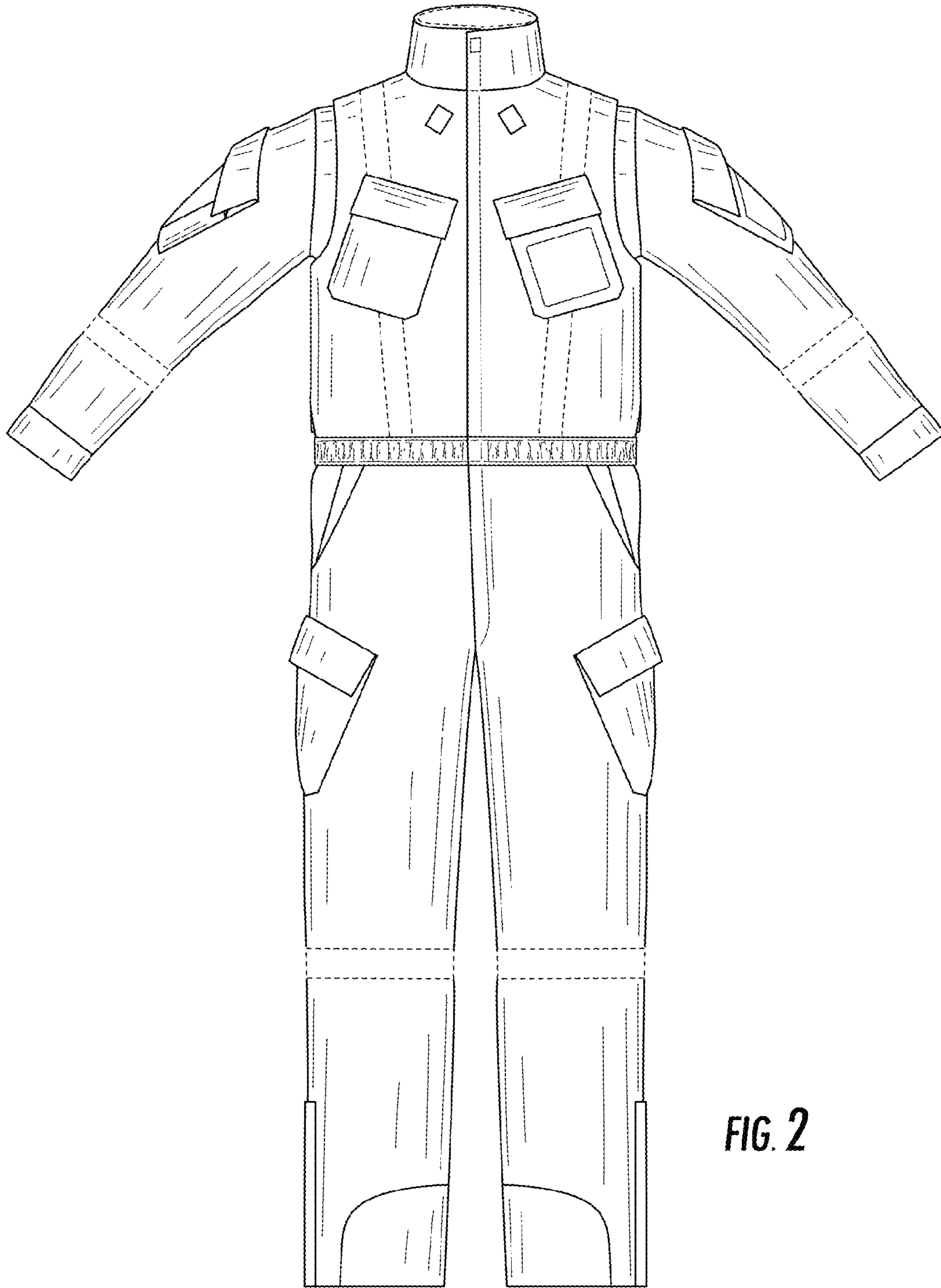


FIG. 2




FIG. 3

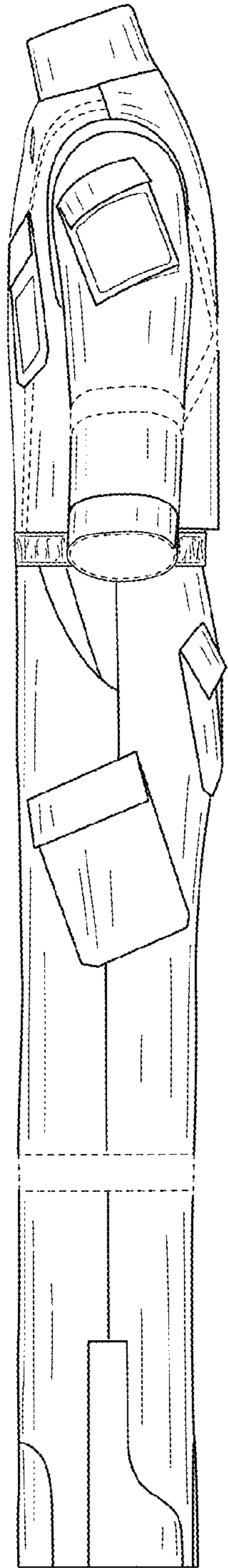


FIG. 4

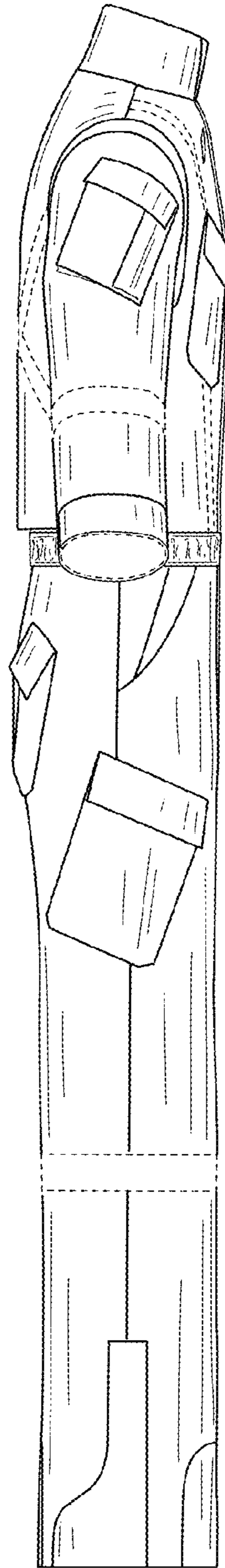


FIG. 5

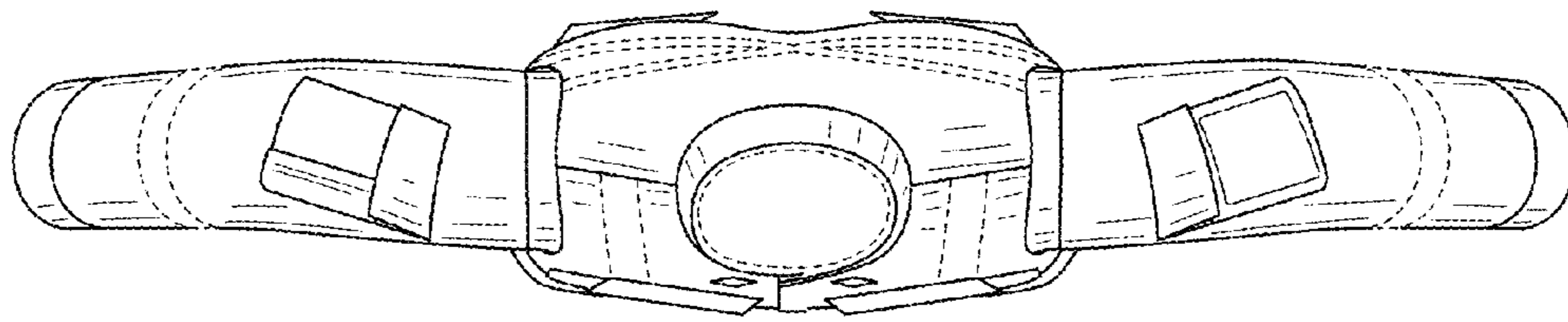


FIG. 6

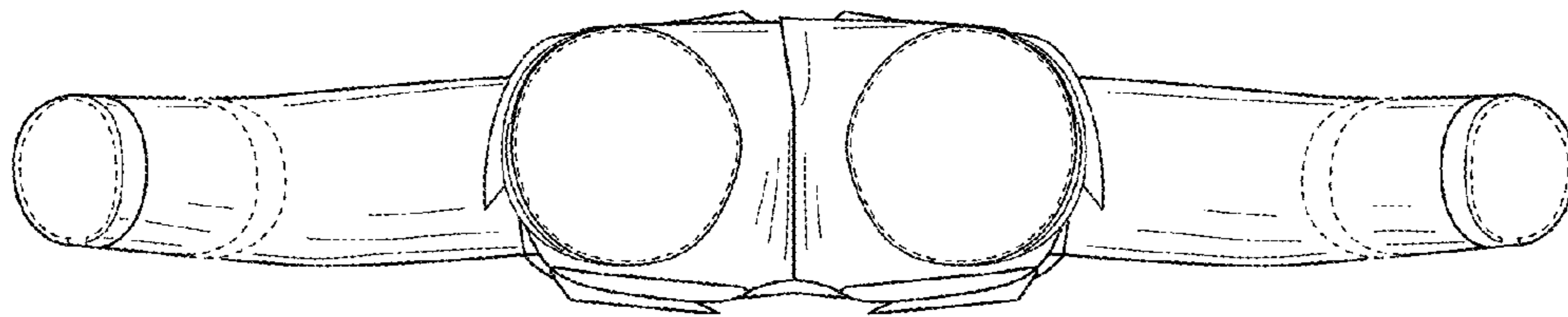


FIG. 7