



US00D747016S

(12) **United States Design Patent**
George et al.

(10) **Patent No.:** **US D747,016 S**
(45) **Date of Patent:** **** Jan. 5, 2016**

(54) **VEHICLE LIFTGATE LAMP**

(71) Applicant: **Ford Motor Company**, Dearborn, MI (US)

(72) Inventors: **Kevin George**, Canton, MI (US);
George Bucher, Dearborn, MI (US);
Steven Gilmore, Redford, MI (US);
Shawn Wehrly, Royal Oak, MI (US)

(73) Assignee: **Ford Motor Company**, Dearborn, MI (US)

(**) Term: **14 Years**

(21) Appl. No.: **29/476,057**

(22) Filed: **Dec. 10, 2013**

(51) **LOC (10) Cl.** **26-99**

(52) **U.S. Cl.**
USPC **D26/28**

(58) **Field of Classification Search**
USPC D26/28-36, 113, 118; 362/459-468,
362/475-478, 485-487
CPC ... F21S 48/1154; F21S 48/218; F21S 48/225;
F21S 48/31; B60Q 3/0289
See application file for complete search history.

(56) **References Cited**

U.S. PATENT DOCUMENTS

5,522,634	A *	6/1996	Stanesic et al.	362/485
D637,746	S *	5/2011	Kong et al.	D26/28
D708,369	S *	7/2014	Song et al.	D26/28
D713,592	S *	9/2014	Popovic et al.	D26/118
2006/0152936	A1 *	7/2006	Thomas	362/459
2006/0164848	A1 *	7/2006	Lin	362/459
2013/0279187	A1 *	10/2013	Wang	362/487

* cited by examiner

Primary Examiner — Cynthia Ramirez

Assistant Examiner — Llorellys Martinez-Rivera

(74) *Attorney, Agent, or Firm* — Damian Porcari

(57) **CLAIM**

The ornamental design for a vehicle liftgate lamp, as shown and described.

DESCRIPTION

FIG. 1 is a perspective view of a vehicle liftgate lamp;
FIG. 2 is another perspective view thereof;
FIG. 3 is front elevational view thereof;
FIG. 4 is rear elevational view thereof;
FIG. 5 is a left side elevational view thereof;
FIG. 6 is a right side elevational view thereof;
FIG. 7 is a top plan view thereof; and,
FIG. 8 is bottom plan view thereof.

1 Claim, 8 Drawing Sheets






Figure 1



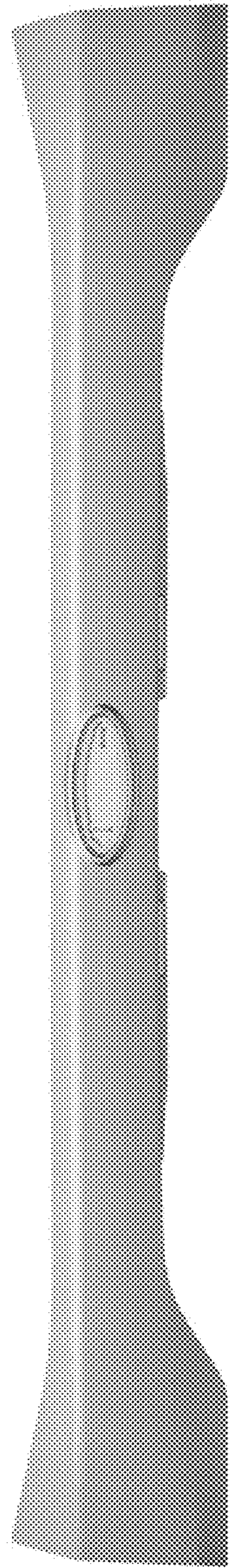


Figure 3




Figure 4

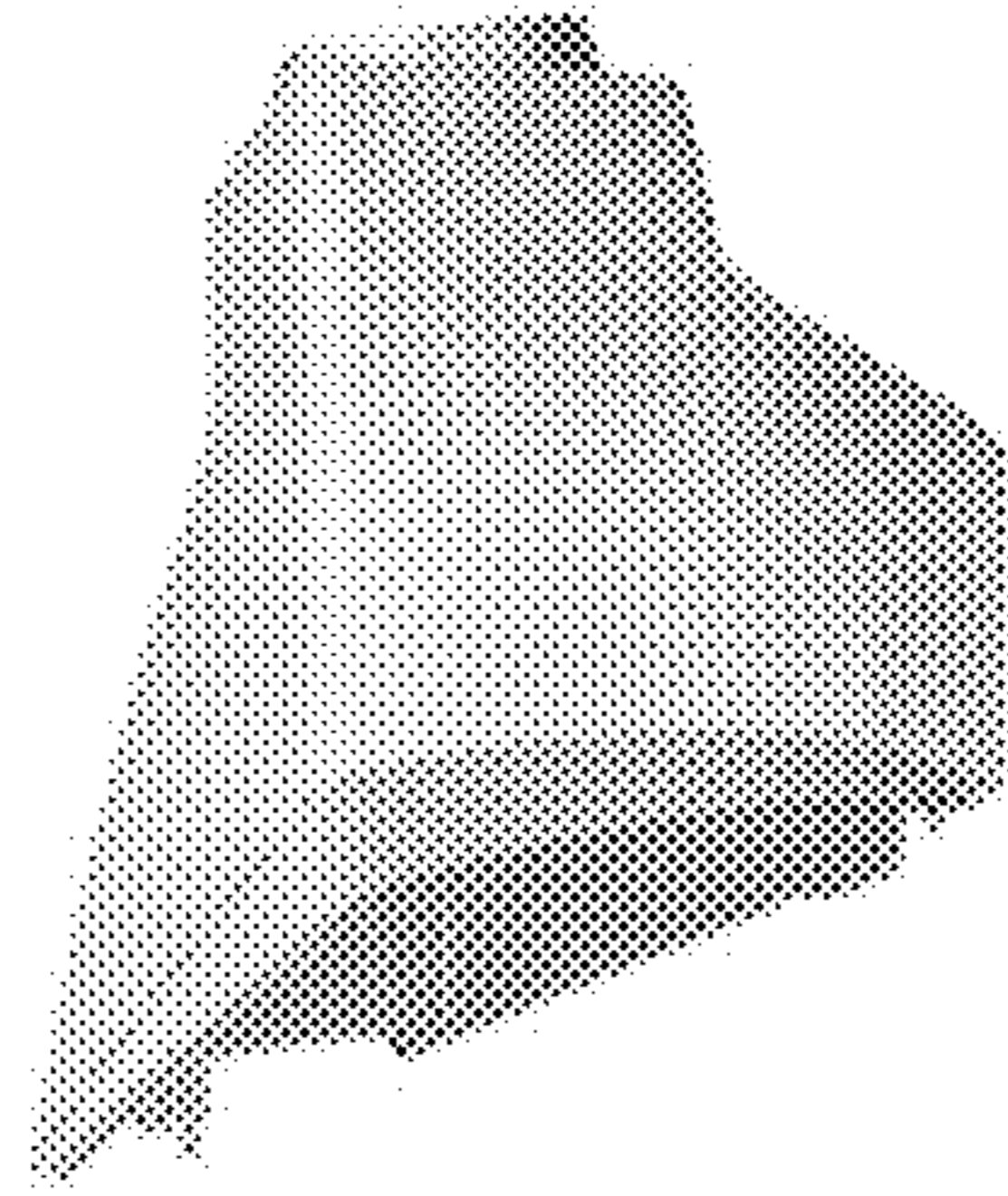


Figure 5

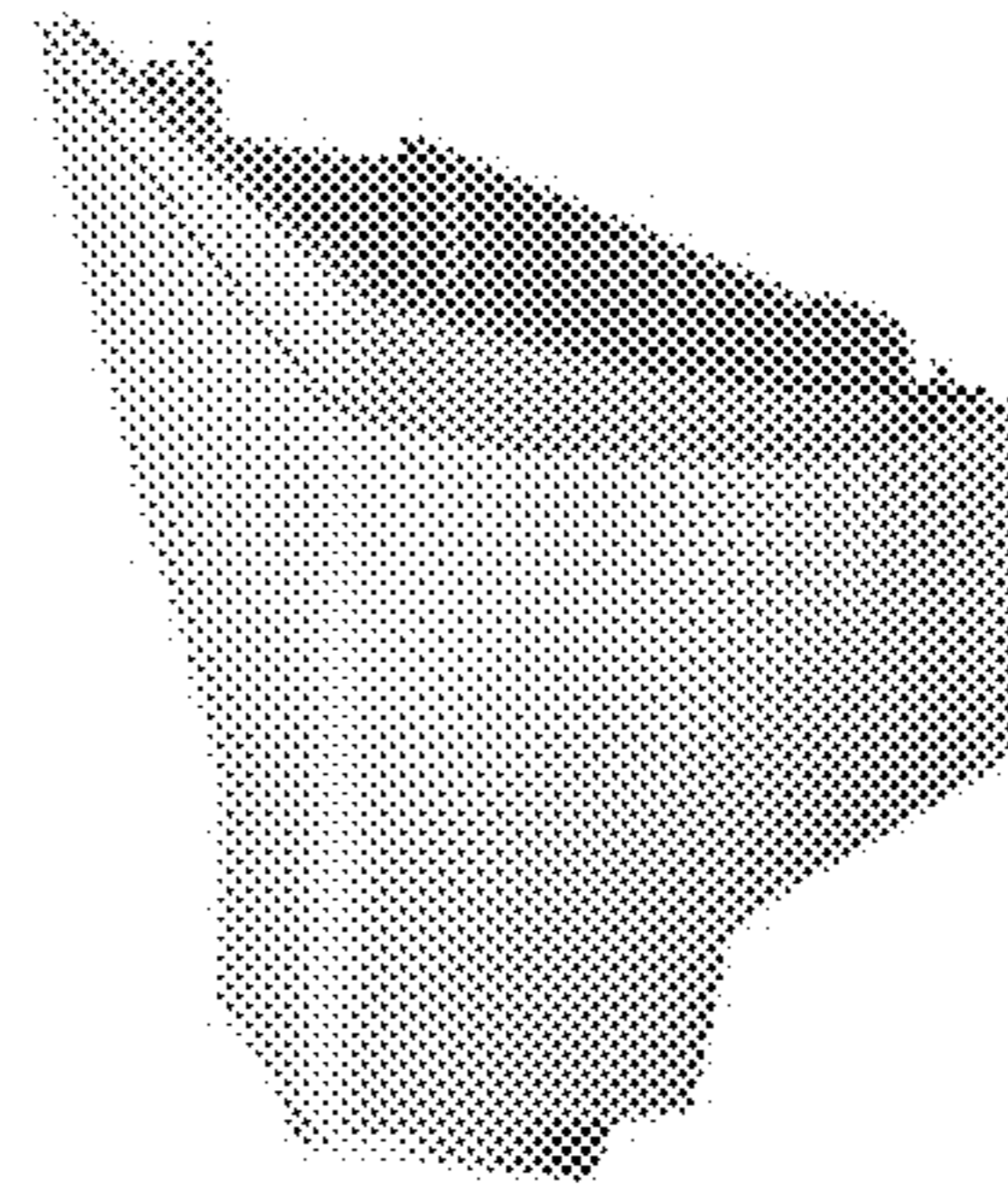


Figure 6




Figure 7




Figure 8