



US00D747006S

(12) **United States Design Patent**
De Lucchi

(10) **Patent No.:** **US D747,006 S**
(45) **Date of Patent:** **** Jan. 5, 2016**

(54) **SOUND ABSORBING PANEL**

CPC E04B 1/84; E04B 1/99; E04B 1/82;
E04B 2001/8457

(71) Applicant: **Caimi Brevetti S.p.A.**, Nova Milanese
(Milan) (IT)

See application file for complete search history.

(72) Inventor: **Michele De Lucchi**, Milan (IT)

(56) **References Cited**

(73) Assignee: **Caimi Brevetti S.p.A.**, Nova Milanese
(Milan) (IT)

U.S. PATENT DOCUMENTS

(**) Term: **14 Years**

3,103,254 A * 9/1963 Stedman 181/294
4,355,678 A * 10/1982 Romano 160/332
D629,127 S * 12/2010 Lim et al. D25/138

(21) Appl. No.: **29/468,922**

* cited by examiner

(22) Filed: **Oct. 4, 2013**

Primary Examiner — Doris Clark

(30) **Foreign Application Priority Data**

(74) *Attorney, Agent, or Firm* — Patti & Malvone Law
Group, LLC

Apr. 9, 2013 (EM) 001367262
Apr. 9, 1920 (EM) 001367262-0022
Apr. 9, 1920 (EM) 001367262-0026

(57) **CLAIM**

The ornamental design for sound absorbing panel, as shown
and described.

(51) **LOC (10) Cl.** **25-01**

DESCRIPTION

(52) **U.S. Cl.**

USPC **D25/138**

FIG. 1 is a rear perspective view of a sound-absorbing board;
FIG. 2 is a rear elevation view thereof;


(58) **Field of Classification Search**

USPC D25/138, 58; 181/284, 285, 287, 290,
181/295

FIG. 3 is a right side elevation view thereof; the left side is
identical thereto; and,

FIG. 4 is a front elevation view thereof.

1 Claim, 4 Drawing Sheets







Fig. 1

Fig. 2



Fig. 3






Fig. 4