



US00D747004S

(12) **United States Design Patent**
Metcalf

(10) **Patent No.:** **US D747,004 S**
(45) **Date of Patent:** **** Jan. 5, 2016**

- (54) **PANEL WITH FLORET PATTERN**
- (71) Applicant: **3form, LLC**, Salt Lake City, UT (US)
- (72) Inventor: **Elizabeth Egan Metcalf**, Salt Lake City, UT (US)
- (73) Assignee: **3Form, LLC**, Salt Lake City, UT (US)
- (**) Term: **14 Years**
- (21) Appl. No.: **29/491,805**
- (22) Filed: **May 23, 2014**

5,439,538	A *	8/1995	Perry	B44C 3/12
					156/299
D488,565	S *	4/2004	Bresciani	D25/111
D670,005	S *	10/2012	Walsh	D25/103
2005/0005549	A1 *	1/2005	Peter	E04B 2/74
					52/384
2006/0046017	A1 *	3/2006	Adickes	B32B 17/10036
					428/67
2006/0150544	A1 *	7/2006	Foster	B44C 5/04
					52/204.1
2014/0075757	A1 *	3/2014	Hager	E05B 65/006
					29/897.32

* cited by examiner

Related U.S. Application Data

- (63) Continuation of application No. 14/120,421, filed on Mar. 11, 2014, now abandoned.

- (51) **LOC (10) Cl.** **25-01**
- (52) **U.S. Cl.**

USPC **D25/111**; D6/332; D25/103

- (58) **Field of Classification Search**

USPC D25/111, 138-145, 150-153, 156, 157, D25/163, 199, 102-105, 110, 58; D5/20, D5/24, 32, 54, 4, 7; 156/63; 52/81.4, 81.5, 52/81.6, 747.1, 783.11, 311.1, 313, 311.2, 52/316, 239, 241, 481.2, 789.1, 788.1, 52/238.1, 243, 243.1, 262, 242, 385; 428/34, 34.1-34.9, 35.7, 36.1-36.4, 428/67, 446, 542.2, 542.6, 902, 904.4, 143, 428/147, 13, 332, 335, 336, 339, 480, 483, 428/195.1, 38, 46, 49; D6/332

CPC E04B 2/74; E04B 2/00; E04B 2/7433; E04B 2/88; E06B 3/54; E06B 9/01; B44C 3/12; B44C 3/123; B44C 3/126; B44C 5/005; B44C 5/04; B44C 5/0407; B44C 5/0461; B44C 5/0469; B44C 5/06

See application file for complete search history.

- (56) **References Cited**

U.S. PATENT DOCUMENTS

3,593,474	A *	7/1971	Neels	B44C 3/12
					52/223.7
4,325,177	A *	4/1982	DePoorter	B44C 3/123
					29/458

Primary Examiner — Doris Clark

(74) *Attorney, Agent, or Firm* — Workman Nydegger

(57) **CLAIM**

The ornamental design for a panel with floret pattern, as shown and described.

DESCRIPTION

FIG. 1 is a front view of a panel with floret pattern as used in a partition structure;

FIG. 2 is a front perspective view thereof;

FIG. 3 is a front elevational view thereof;

FIG. 4 is a left side sectional view taken along line 4-4 of FIG. 3;

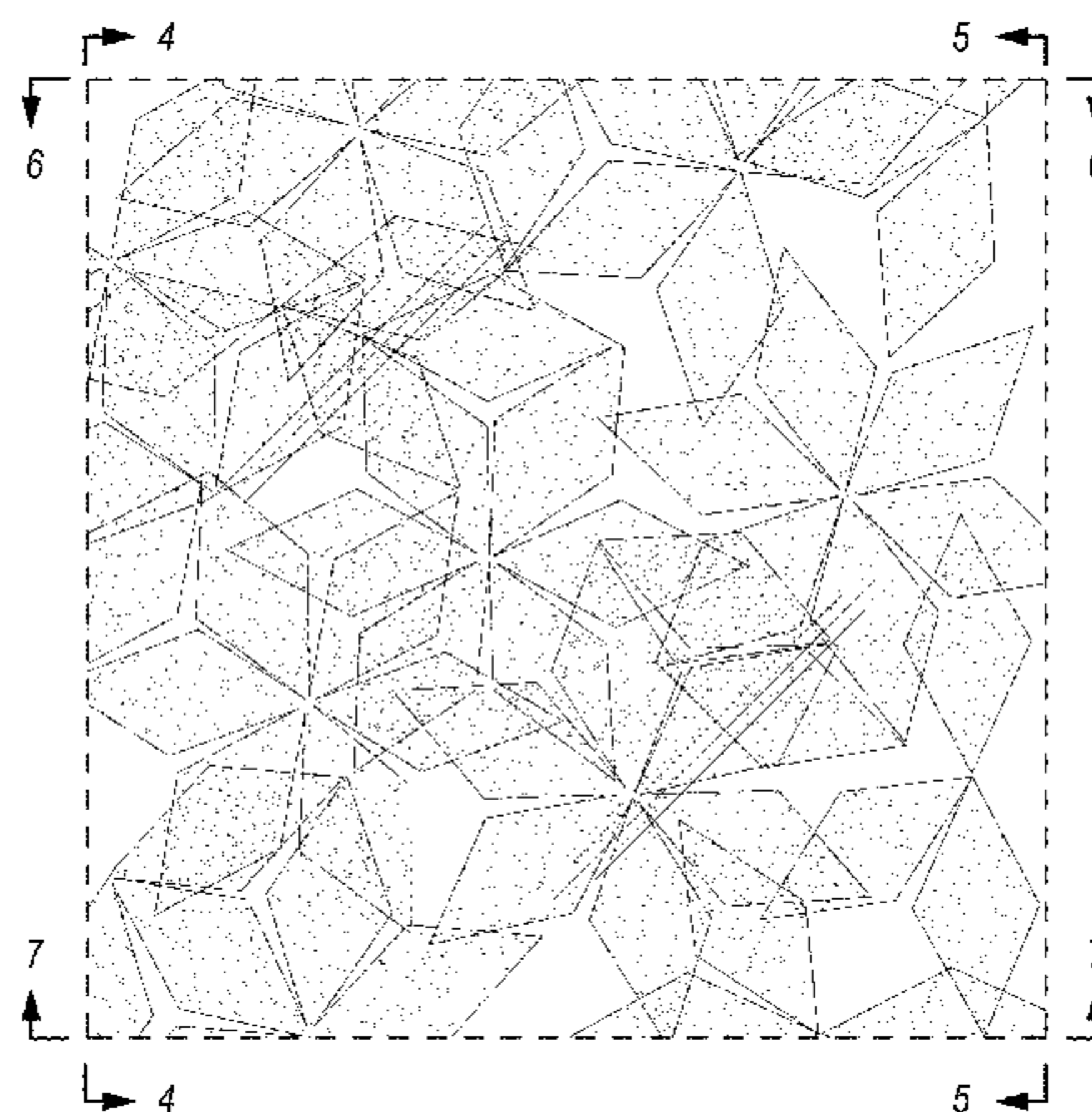
FIG. 5 is a right side sectional view taken along line 5-5 of FIG. 3;

FIG. 6 is a top plan sectional view taken along line 6-6 of FIG. 3; and,

FIG. 7 is a bottom plan sectional view taken along line 7-7 of FIG. 3.

The broken lines showing environment in the drawings are included for illustrative purposes only and form no part of the claimed design.

1 Claim, 3 Drawing Sheets



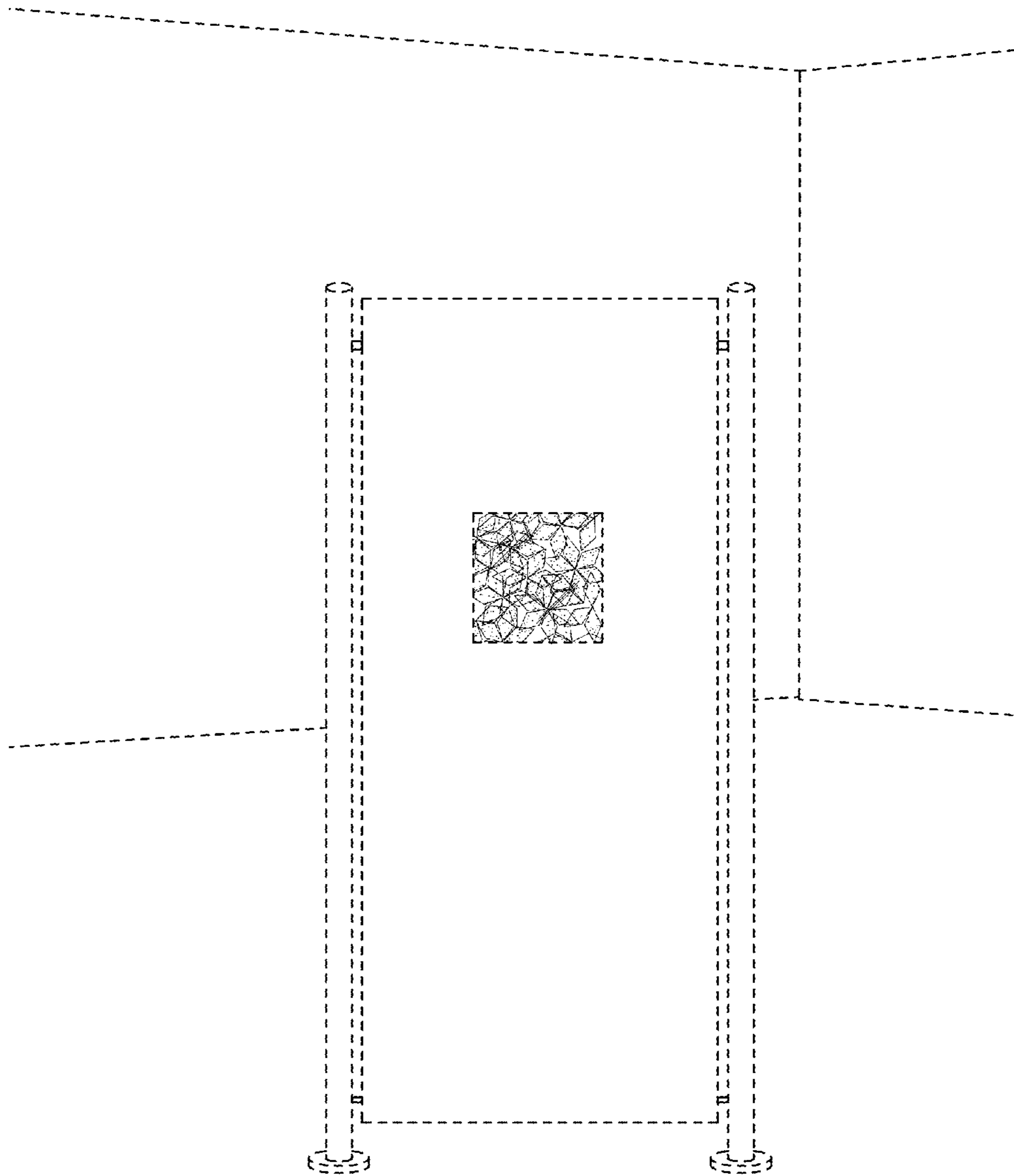


FIG. 1

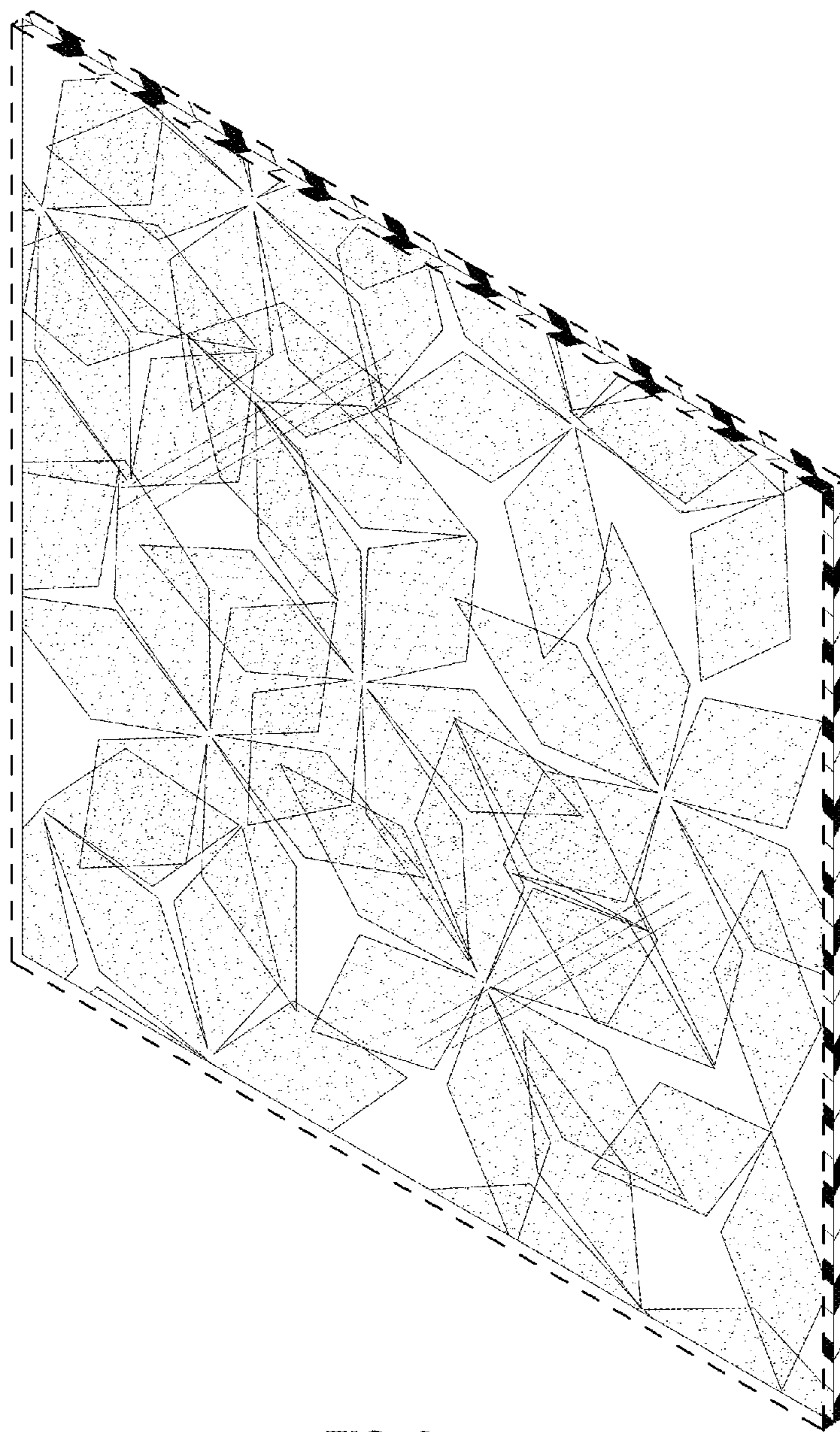


FIG. 2

