



US00D746998S

(12) **United States Design Patent**
Oh et al.

(10) **Patent No.:** **US D746,998 S**

(45) **Date of Patent:** **** Jan. 5, 2016**

- (54) **SAUNA APPARATUS FOR KNEE**
- (71) Applicant: **NEWGENSAUNA CO., LTD.**, Daejeon (KR)
- (72) Inventors: **Sejung Oh**, Siheung (KR); **Minsouk Kim**, Seoul (KR)
- (73) Assignee: **NEWGENSAUNA CO., LTD.**, Daejeon (KR)

8,171,577 B1 * 5/2012 Gutt 4/578.1
 D663,855 S * 7/2012 Zack et al. D24/203
 8,214,937 B2 * 7/2012 Lawyer et al. 4/541.1
 D676,974 S * 2/2013 Zack et al. D24/203

* cited by examiner

Primary Examiner — David Muller

(74) *Attorney, Agent, or Firm* — Drinker Biddle & Reath LLP

(**) Term: **14 Years**

(57) **CLAIM**

The ornamental design for a sauna apparatus for knee, as shown and described.

(21) Appl. No.: **29/467,027**

(22) Filed: **Sep. 13, 2013**

DESCRIPTION

(51) **LOC (10) Cl.** **23-02**

(52) **U.S. Cl.**
USPC **D24/203**

(58) **Field of Classification Search**
USPC D24/201–205; 4/524, 526, 528, 531,
4/532

See application file for complete search history.

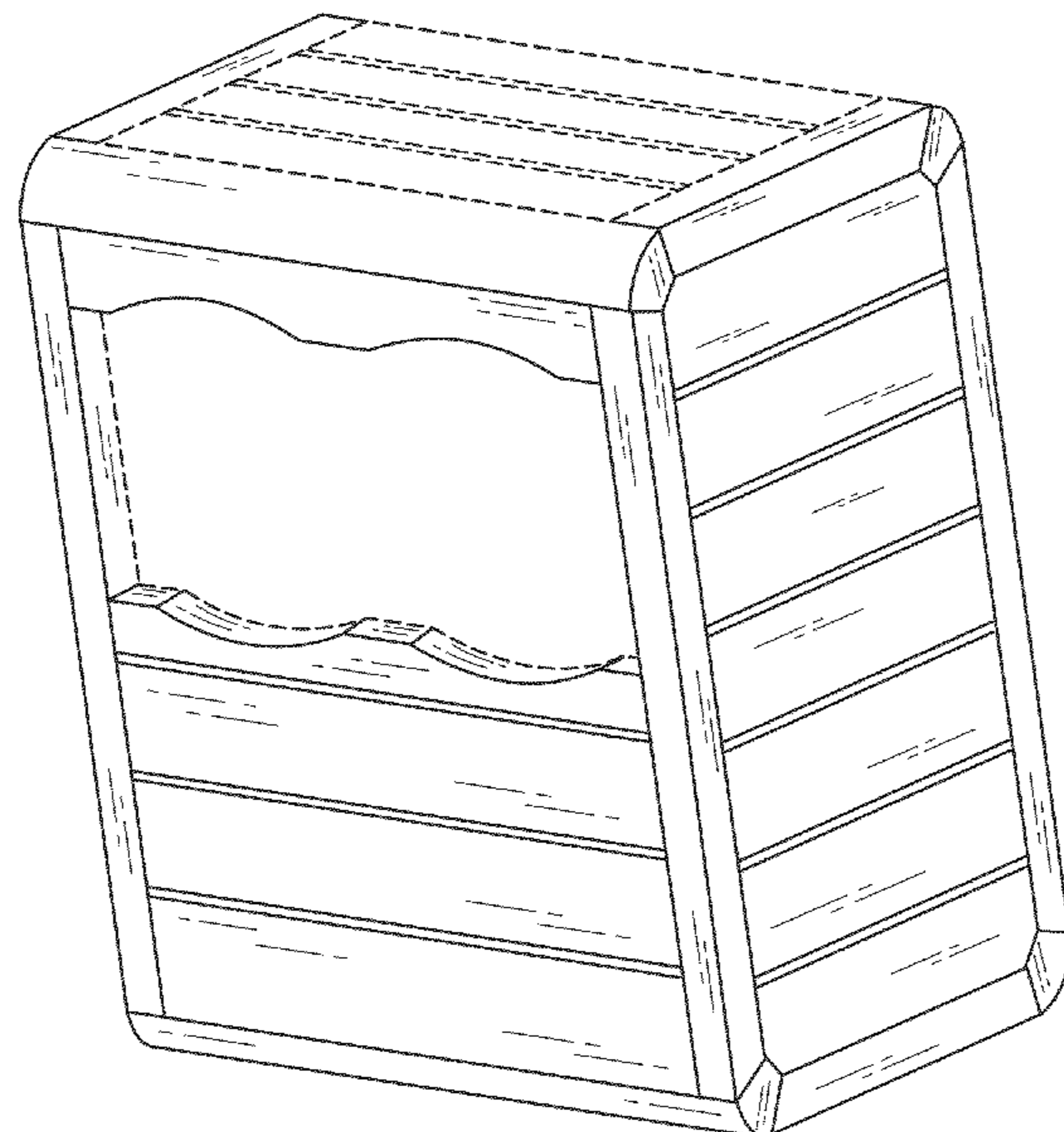
(56) **References Cited**

U.S. PATENT DOCUMENTS

D255,267	S *	6/1980	Sinaiko	D24/205
D271,523	S *	11/1983	Richburg	D24/204
D310,415	S *	9/1990	D’Innocente et al.	D24/205
D341,425	S *	11/1993	Lee	D24/203
5,446,929	A *	9/1995	Sills et al.	4/555
7,458,111	B2 *	12/2008	Sappenfield et al.	4/524
D598,078	S *	8/2009	Lutz	D23/278
7,784,118	B2 *	8/2010	Lee	4/531
7,784,120	B2 *	8/2010	Spicer	4/592

FIG. 1 is a bottom view of a sauna apparatus for knee showing our new design;
 FIG. 2 is a front view of the sauna apparatus for knee;
 FIG. 3 is a left side view of the sauna apparatus for knee;
 FIG. 4 is a perspective view of the sauna apparatus for knee;
 FIG. 5 is a rear view of the sauna apparatus for knee;
 FIG. 6 is a perspective view of the sauna apparatus for knee, with the door open;
 FIG. 7 is a right side view of the sauna apparatus for knee; and,
 FIG. 8 is a top view of the sauna apparatus for knee.
 The dash dot lines immediately adjacent to the claimed areas in the views represent the boundaries of the claimed design. The dashed lines in the figures illustrate the portions of the design that form no part of the claimed design. None of the broken lines form any part of the claimed design.

1 Claim, 8 Drawing Sheets






FIG. 1

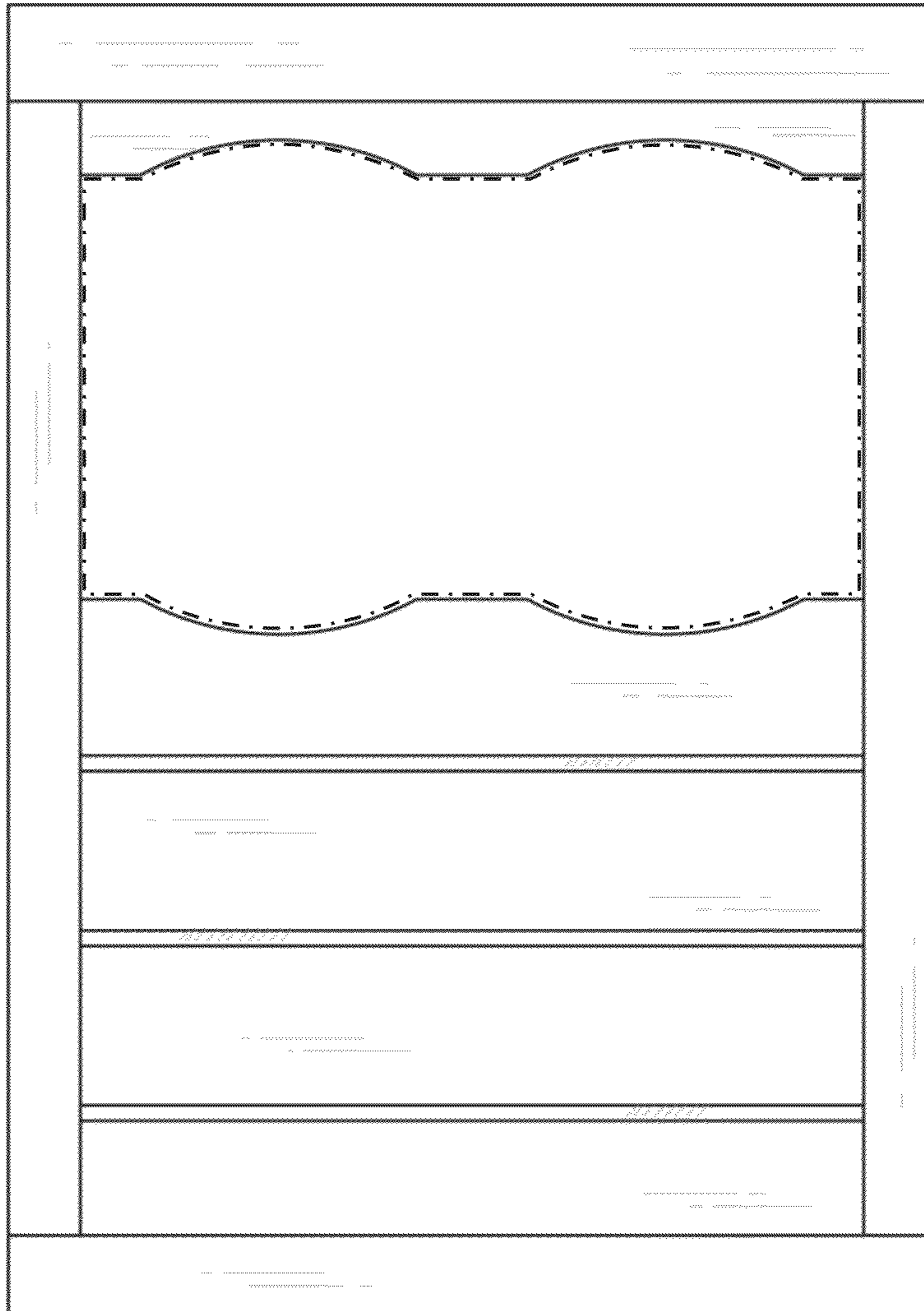


FIG. 2

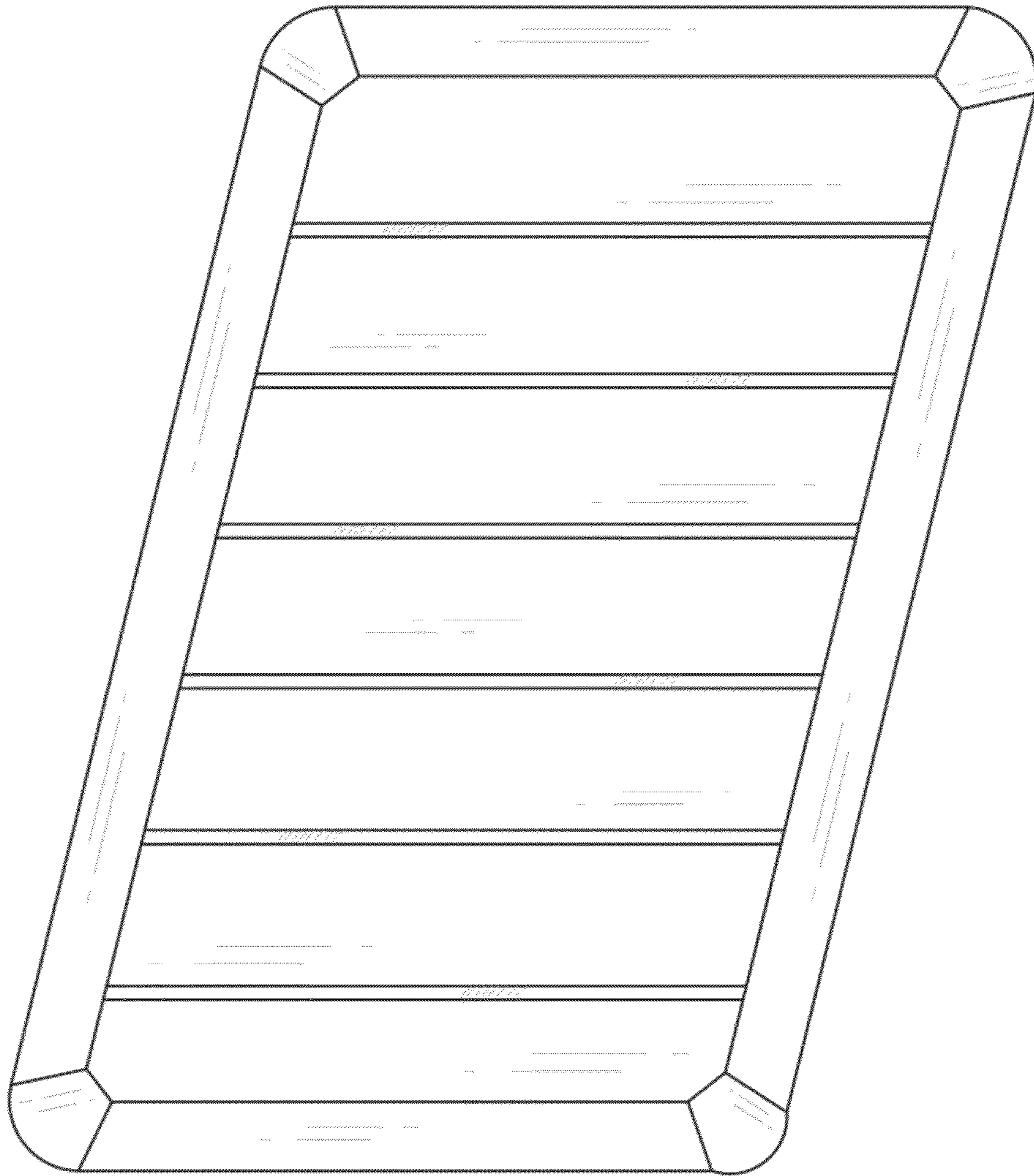


FIG. 3

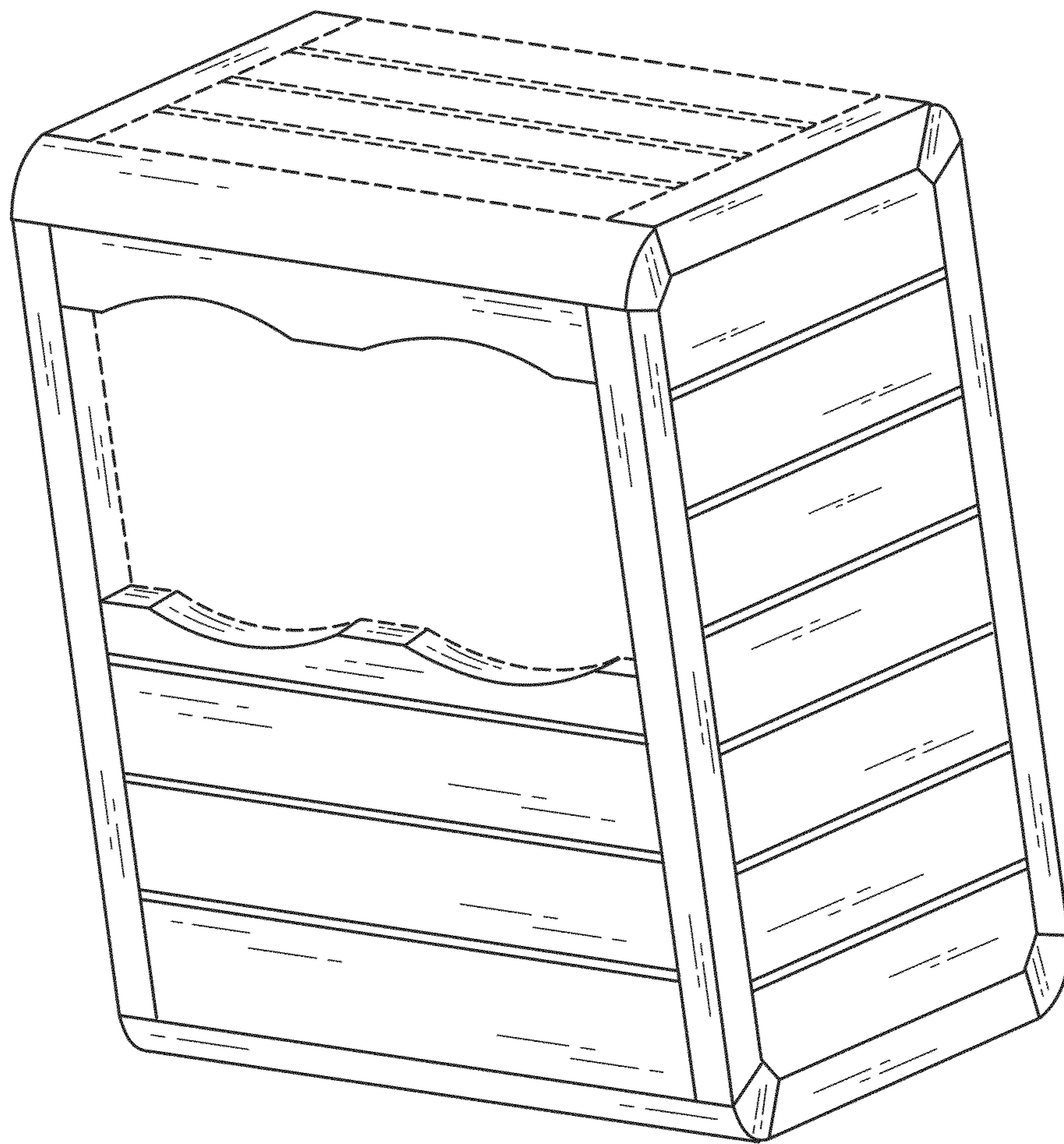


FIG. 4




FIG. 5




FIG. 6

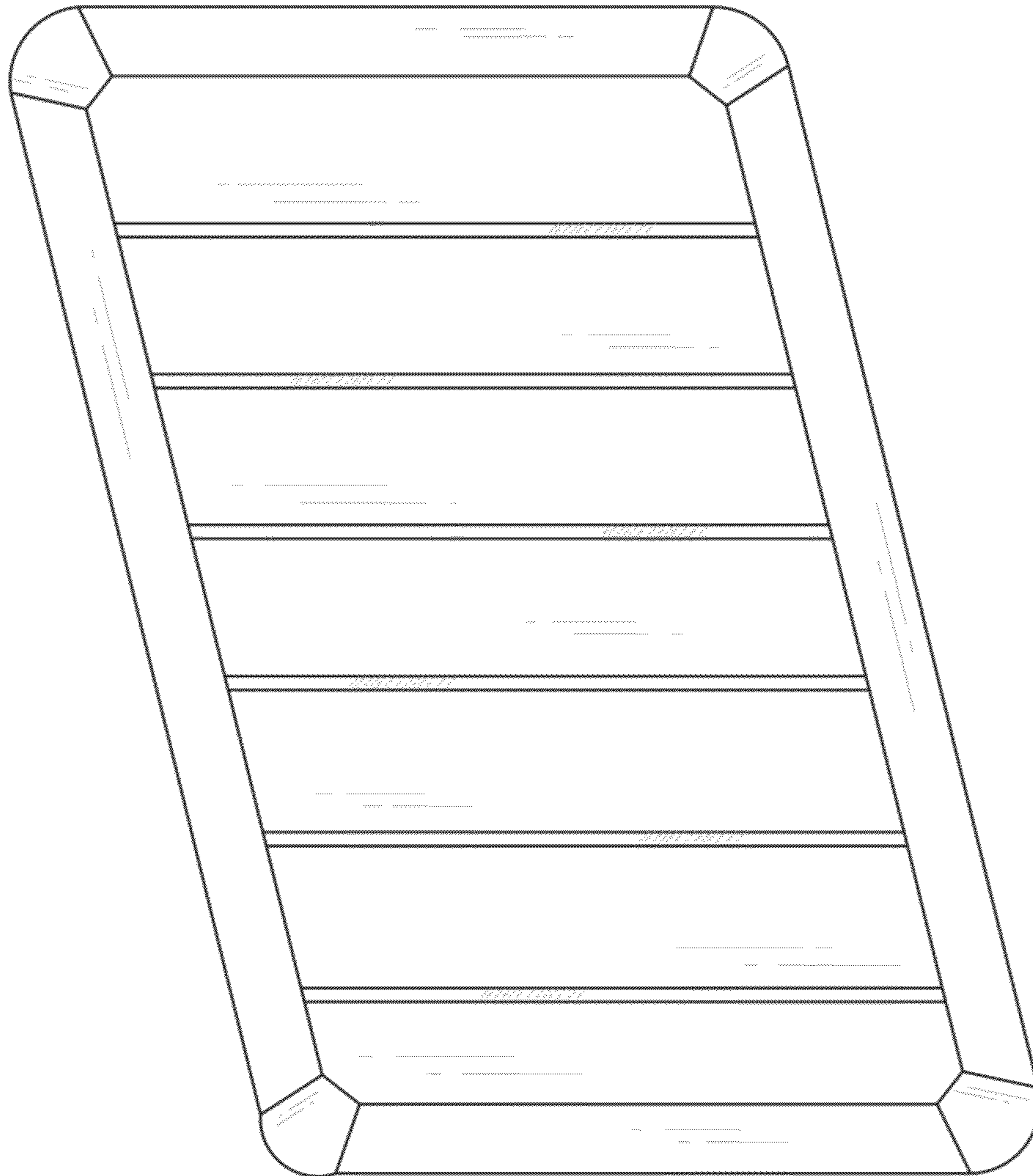


FIG. 7




FIG. 8