



US00D746991S

(12) **United States Design Patent**
Mitchell

(10) **Patent No.:** **US D746,991 S**

(45) **Date of Patent:** **** Jan. 5, 2016**

(54) **THERAPEUTIC ARM AND THIGH CUSHION**

(71) Applicant: **Demetrius Mitchell**, Los Angeles, CA
(US)

(72) Inventor: **Demetrius Mitchell**, Los Angeles, CA
(US)

(**) Term: **14 Years**

(21) Appl. No.: **29/463,461**

(22) Filed: **Nov. 27, 2013**

(51) **LOC (10) Cl.** **24-01**

(52) **U.S. Cl.**
USPC **D24/184**

(58) **Field of Classification Search**
USPC D24/183, 184, 200, 127, 171, 185, 158;
D6/418, 366, 601; 5/636, 640, 632,
5/622, 623; 128/845, 846, 869, 849;
602/16; 248/118.1, 118.3, 230.2, 118,
248/118.5, 279.1, 125.9; D12/421
CPC A47C 7/383; A47C 7/38; A47C 16/00;
A47G 9/1081; A47G 9/10; A47G 9/1009;
A61G 13/12; A61G 13/121; A61G 7/072;
A61G 13/1215; A41D 13/0512
See application file for complete search history.

(56) **References Cited**

U.S. PATENT DOCUMENTS

D316,451 S * 4/1991 Carnathan 5/638
5,385,153 A * 1/1995 Jamieson A61G 7/065
128/869
6,532,609 B2 * 3/2003 Taylor A61G 13/009
108/29
6,564,408 B2 * 5/2003 Van Vuuren A47D 13/083
5/632
D562,986 S * 2/2008 Shurm D24/200
7,644,990 B2 * 1/2010 Pearson A47C 7/383
297/219.12

8,256,049 B1 * 9/2012 Sinks A47C 16/00
5/632
8,382,692 B1 * 2/2013 Chao A47C 7/383
128/845
2004/0123392 A1 * 7/2004 Stewart, III A61G 7/07
5/632
2014/0082845 A1 * 3/2014 Pastrmac A47C 20/027
5/636
2014/0259424 A1 * 9/2014 Higa A47C 7/383
5/644

* cited by examiner

Primary Examiner — Zenia Bennett

(74) Attorney, Agent, or Firm — Vernon R. Yancy, Esq.

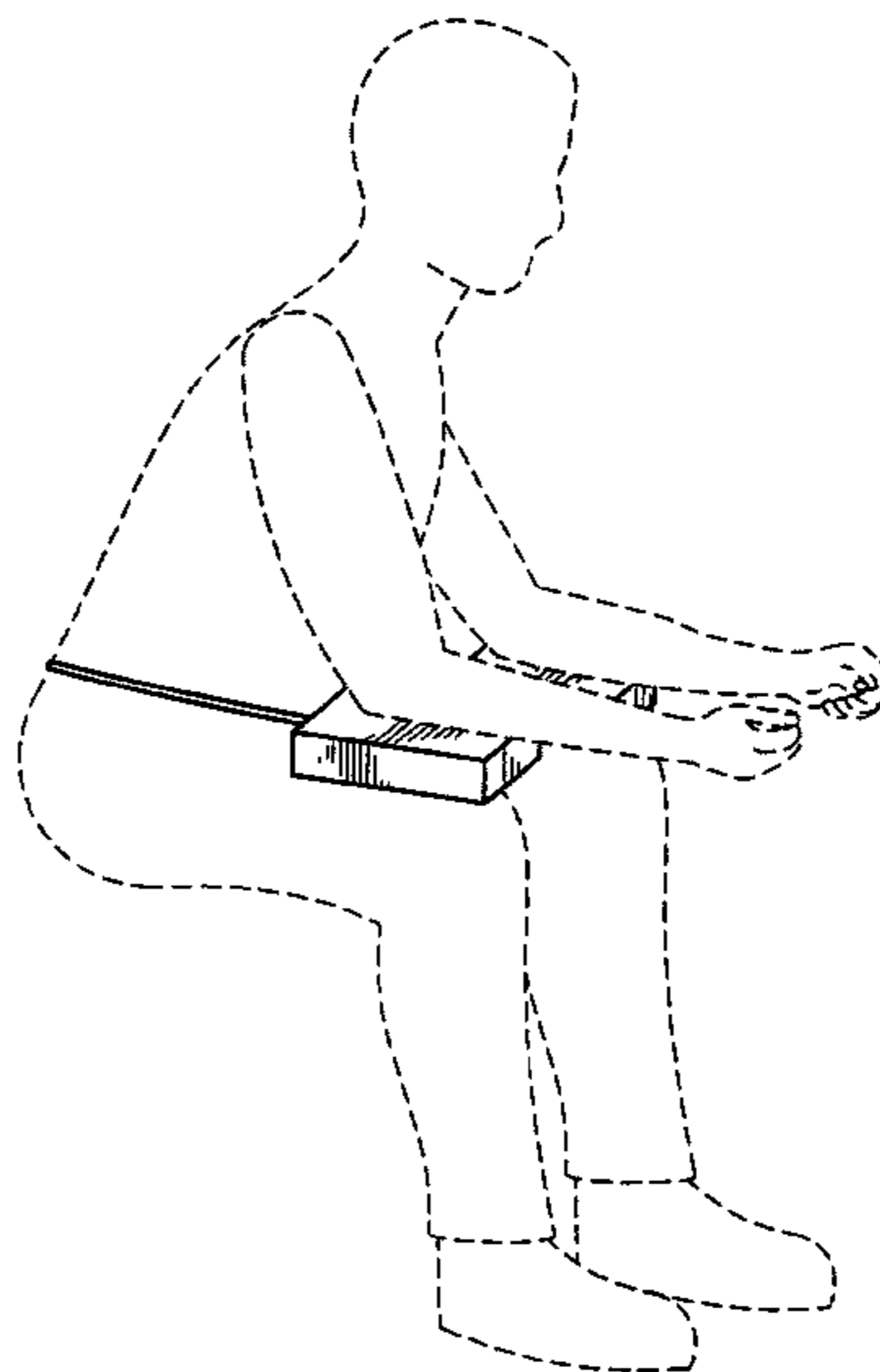
(57) **CLAIM**

The new ornamental design for a therapeutic arm and thigh cushion, as shown and described.

DESCRIPTION

FIG. 1 is a top, front, side perspective view of the therapeutic arm and thigh cushion showing my new design in use;
FIG. 2 is a second perspective view of the therapeutic arm and thigh cushion of FIG. 1;
FIG. 3 illustrates a top plan view of the therapeutic arm and thigh cushion of FIG. 1;
FIG. 4 is a bottom plan view of the therapeutic arm and thigh cushion;
FIG. 5 is a front elevation view of the therapeutic arm and thigh cushion;
FIG. 6 is a rear elevation view of the therapeutic arm and thigh cushion;
FIG. 7 is a right side elevation view of the therapeutic arm and thigh cushion; and,
FIG. 8 is a left side elevation view of the therapeutic arm and thigh cushion.
The broken line showing of environment is for illustrative purposes only and forms no part of the claimed design.

1 Claim, 4 Drawing Sheets



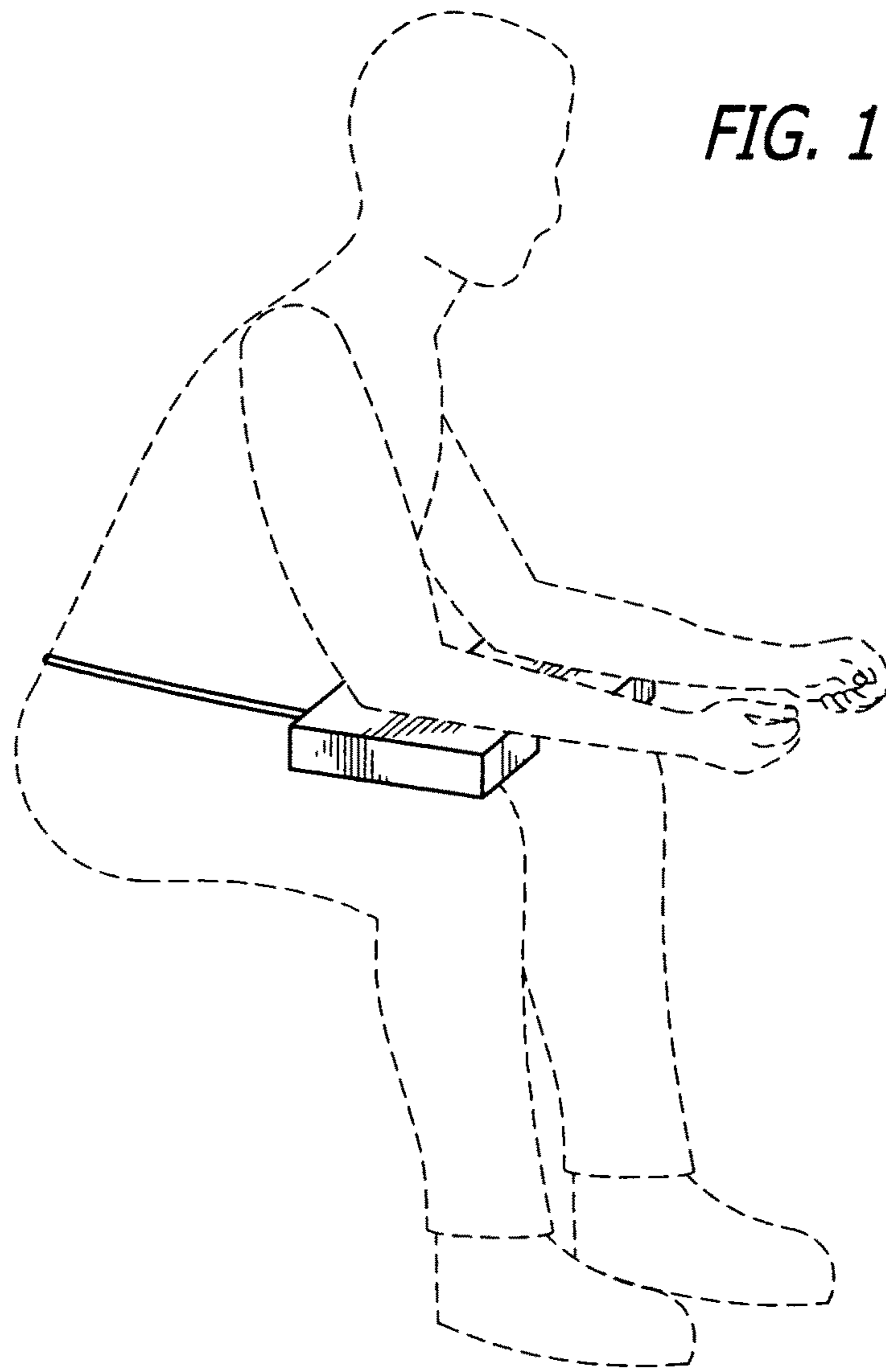


FIG. 1

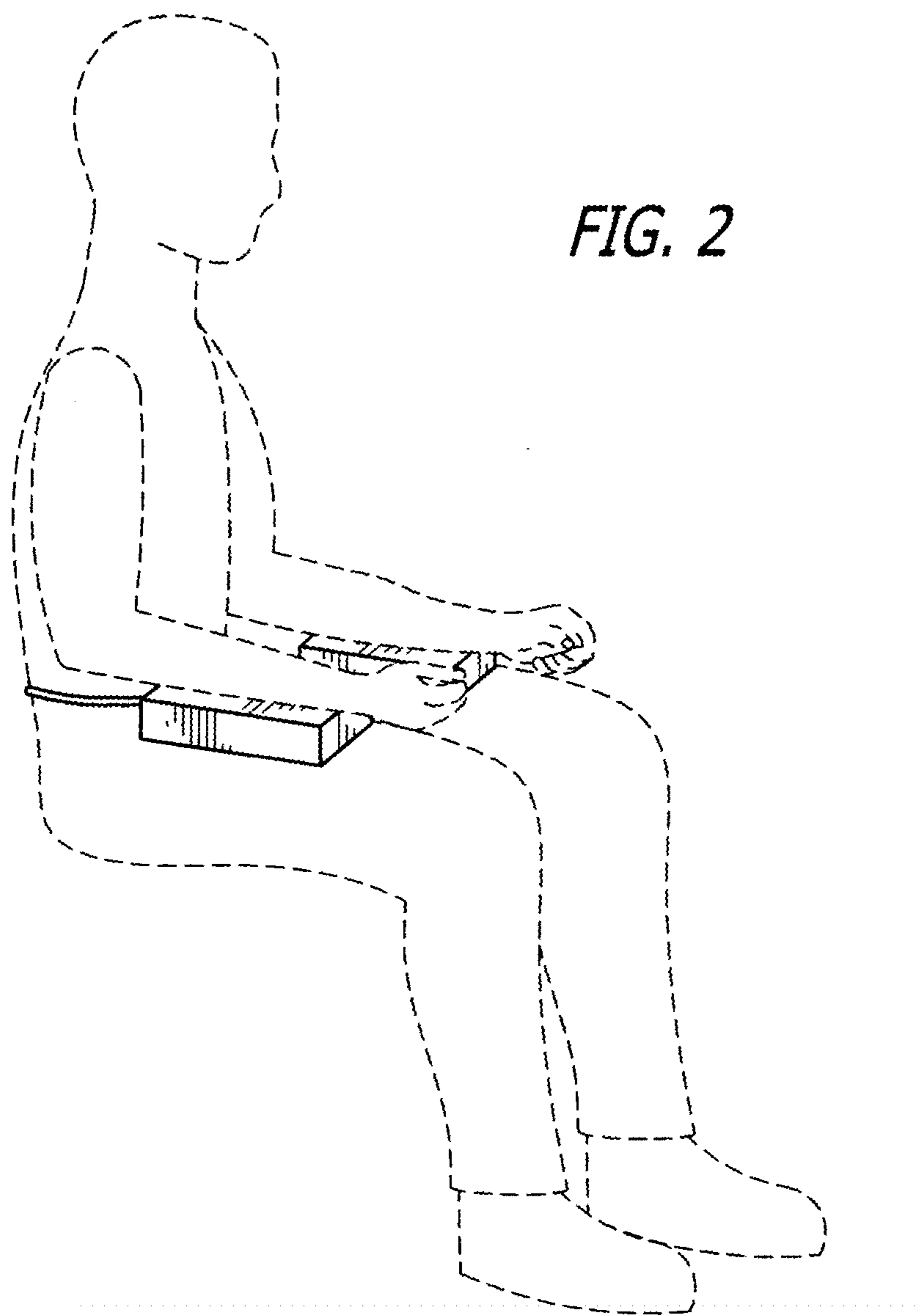


FIG. 3

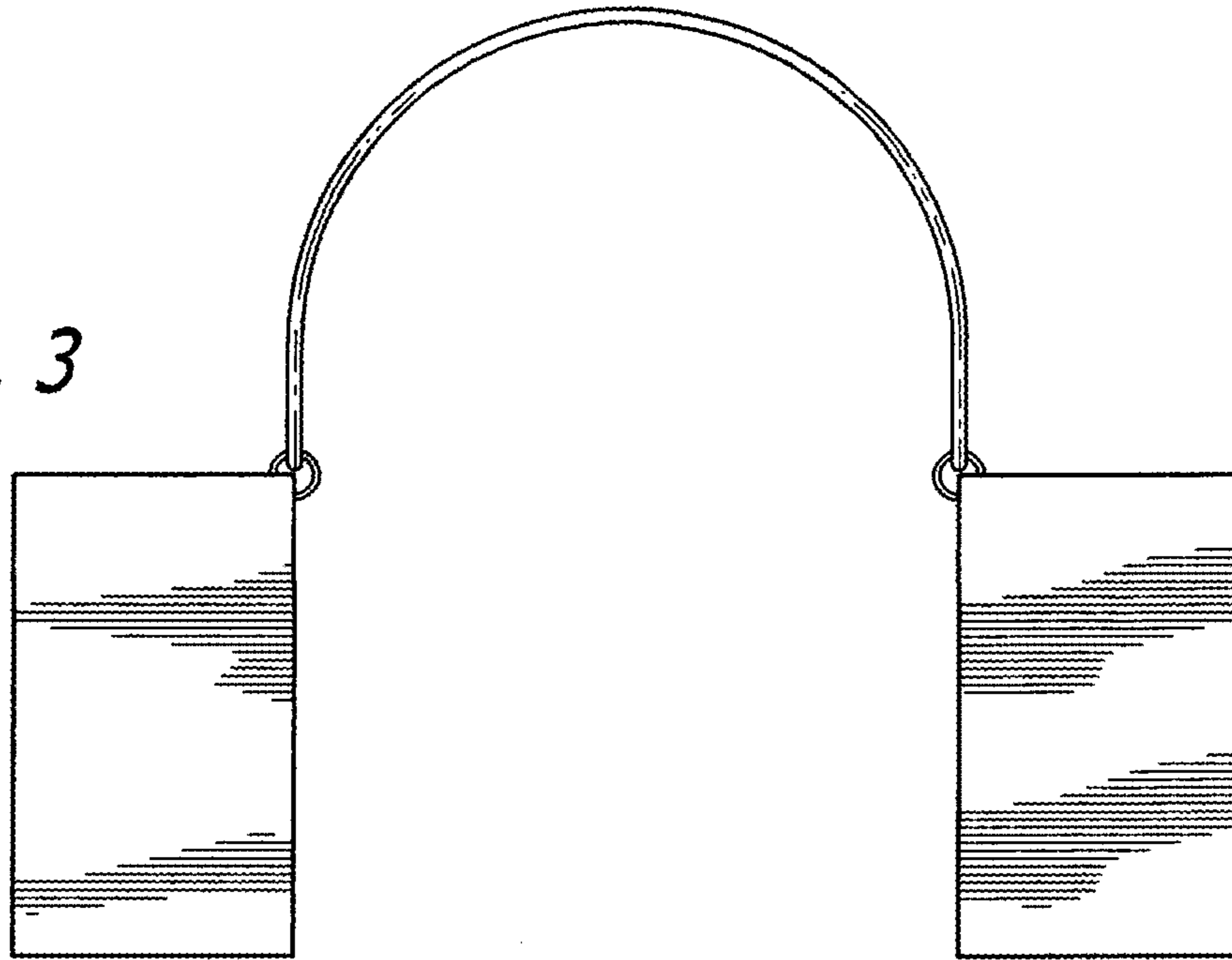
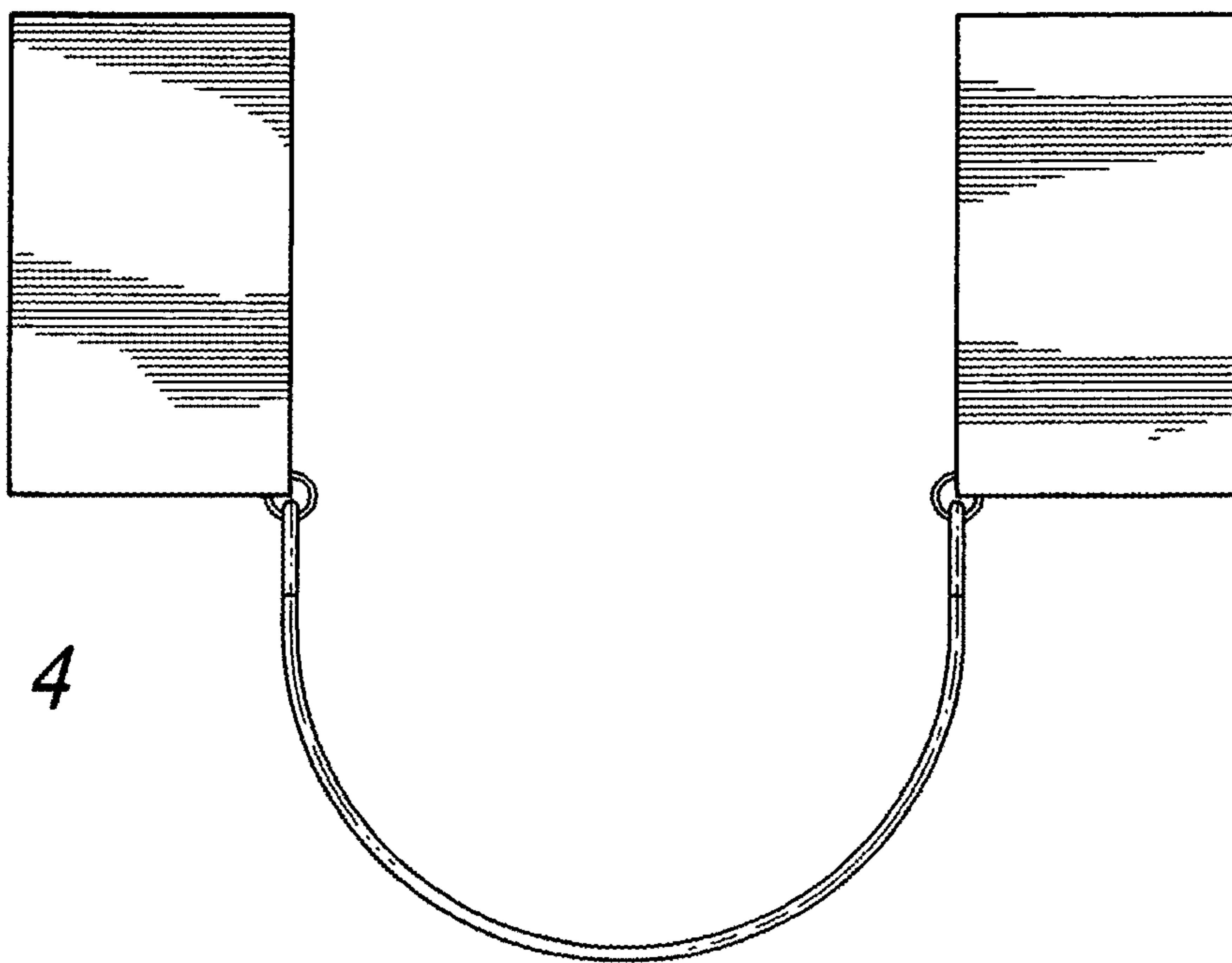


FIG. 4



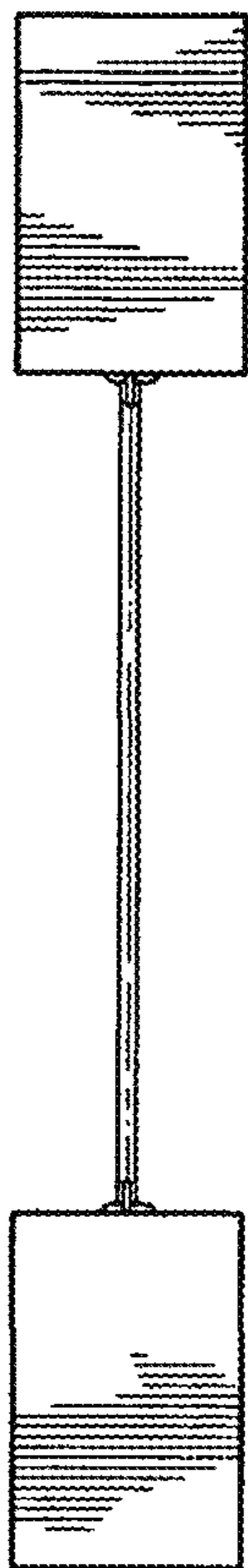


FIG. 5

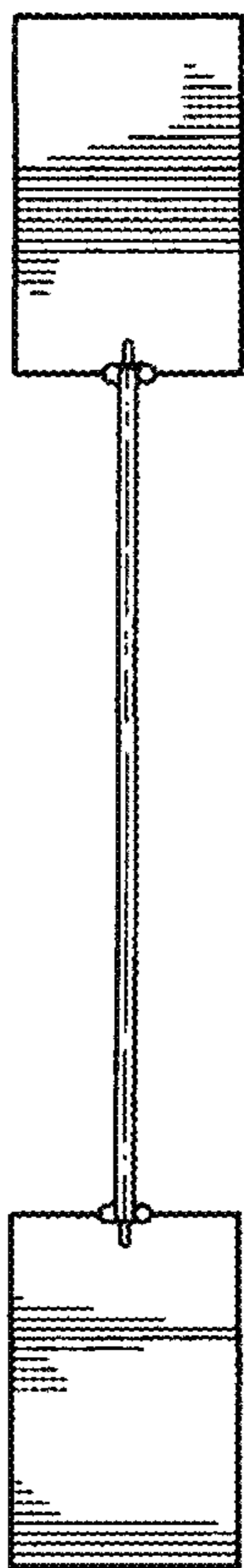


FIG. 6




FIG. 7

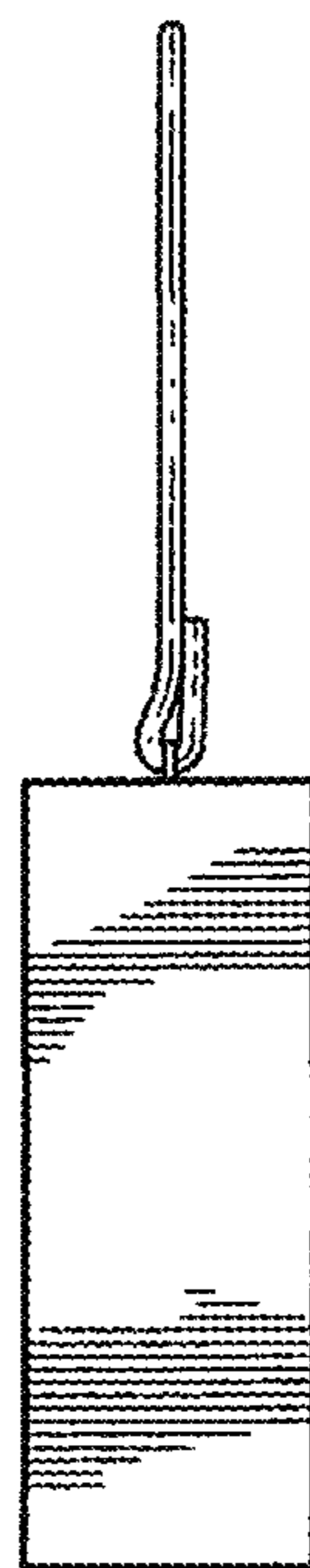


FIG. 8