



US00D746988S

(12) **United States Design Patent**
Gray et al.

(10) **Patent No.:** **US D746,988 S**

(45) **Date of Patent:** **** Jan. 5, 2016**

(54) **THERAPEUTIC APHERESIS SYSTEM**

(56) **References Cited**

(71) Applicant: **Parker-Hannifin Corporation,**
Cleveland, OH (US)

(72) Inventors: **Paul Gray,** Dunstable (GB); **Michael**
Collinson, Camarillo, CA (US)

(73) Assignee: **Parker-Hannifin Corporation,**
Cleveland, OH (US)

(**) Term: **14 Years**

(21) Appl. No.: **29/523,524**

(22) Filed: **Apr. 10, 2015**

Related U.S. Application Data

(62) Division of application No. 29/483,525, filed on Feb.
28, 2014, now Pat. No. Des. 731,066.

(51) **LOC (10) Cl.** **24-01**

(52) **U.S. Cl.**
USPC **D24/169**

(58) **Field of Classification Search**
USPC D24/169, 186, 107, 108, 111, 216, 219,
D24/232; 604/27, 29, 131, 132, 140, 141,
604/146, 6.01–6.05, 6.11, 6.13–6.16, 151
CPC A61M 1/28; A61M 1/281; A61M 1/282;
A61M 1/3621; A61M 2205/12

See application file for complete search history.

U.S. PATENT DOCUMENTS

5,112,298	A *	5/1992	Prince	A61M 1/30 210/645
D446,860	S *	8/2001	Meziere	D24/169
D446,861	S *	8/2001	Meziere	D24/169
D540,948	S *	4/2007	Meziere	D24/108
D550,373	S *	9/2007	Meziere	D24/216
D619,241	S *	7/2010	Olsson	D24/107
D633,619	S *	3/2011	Collins	D24/111
D694,396	S *	11/2013	Belt	D24/108
2004/0186416	A1 *	9/2004	Caleffi	A61M 1/30 604/6.16
2005/0070837	A1 *	3/2005	Ferrarini	A61M 1/367 604/5.01

* cited by examiner

Primary Examiner — Anhdao Doan

(74) *Attorney, Agent, or Firm* — Renner, Otto, Boisselle &
Sklar, LLP

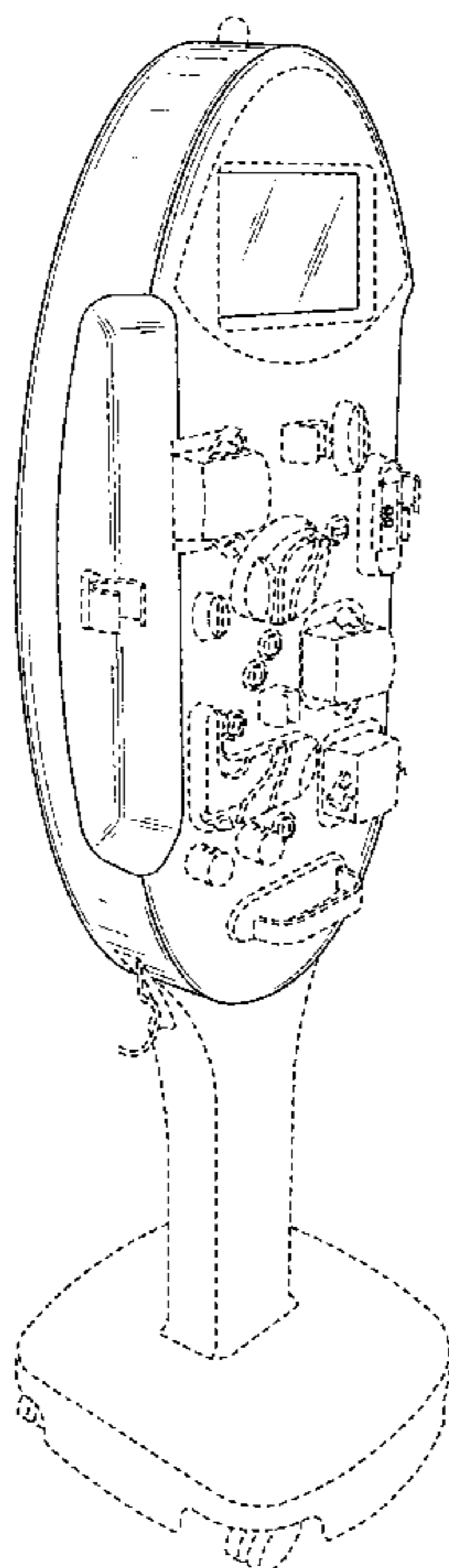
(57) **CLAIM**

The ornamental design for a therapeutic apheresis system, as
shown and described.

DESCRIPTION

FIG. 1 is a perspective view of the therapeutic apheresis
system showing our new design.
FIG. 2 is a front view thereof.
FIG. 3 is a back view thereof.
FIG. 4 is a left side view thereof.
FIG. 5 is a right side view thereof.
FIG. 6 is a top view thereof; and,
FIG. 7 is a bottom view thereof.
The broken lines in the drawings represent unclaimed por-
tions of the therapeutic apheresis system and form no part of
the claimed design.

1 Claim, 6 Drawing Sheets



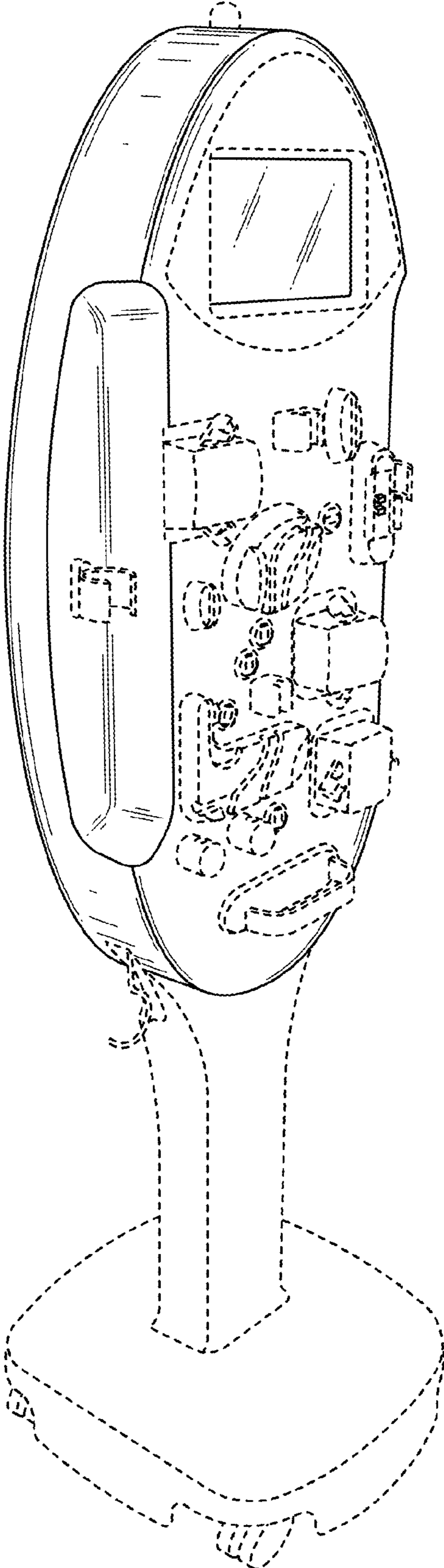


FIG. 1

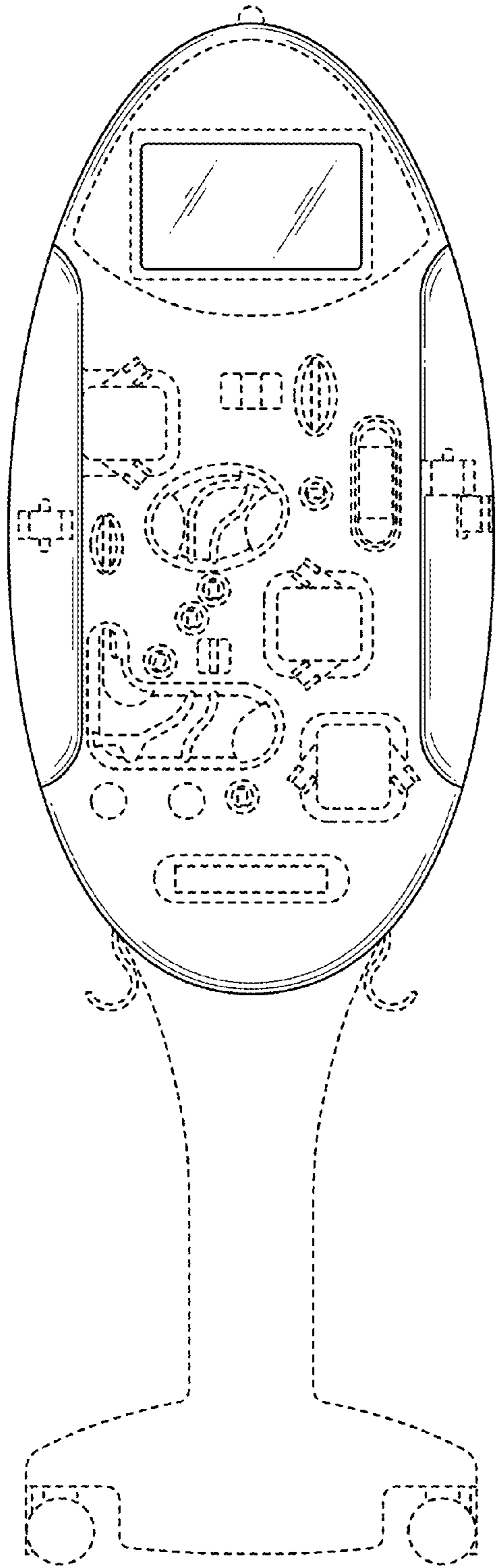


FIG. 2

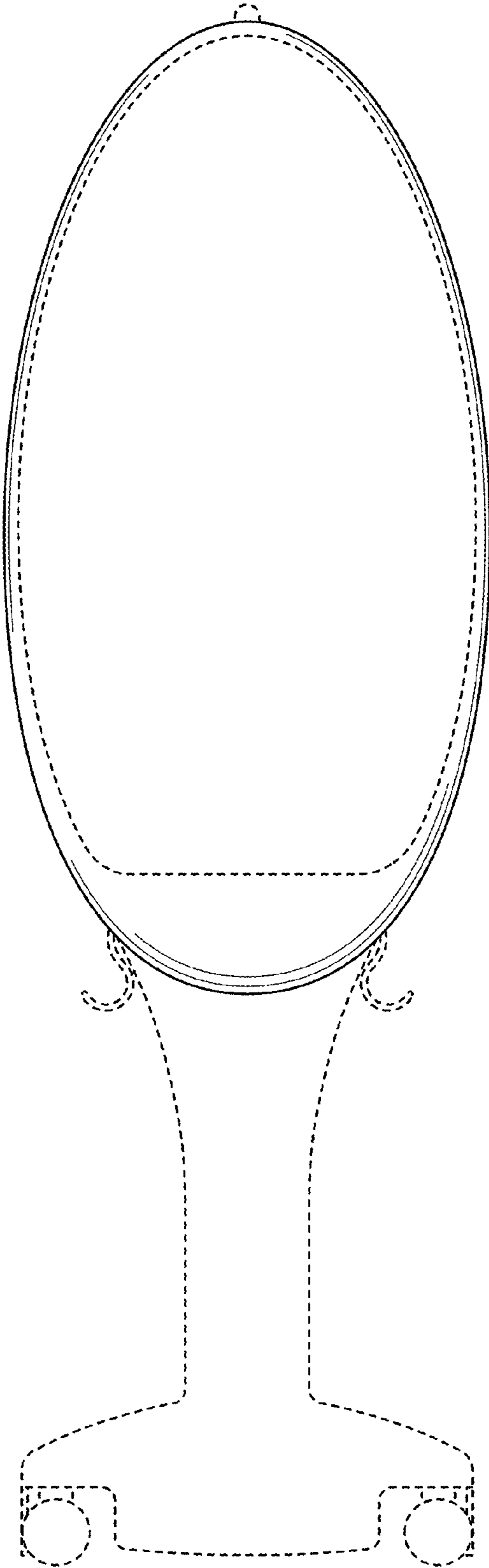


FIG. 3

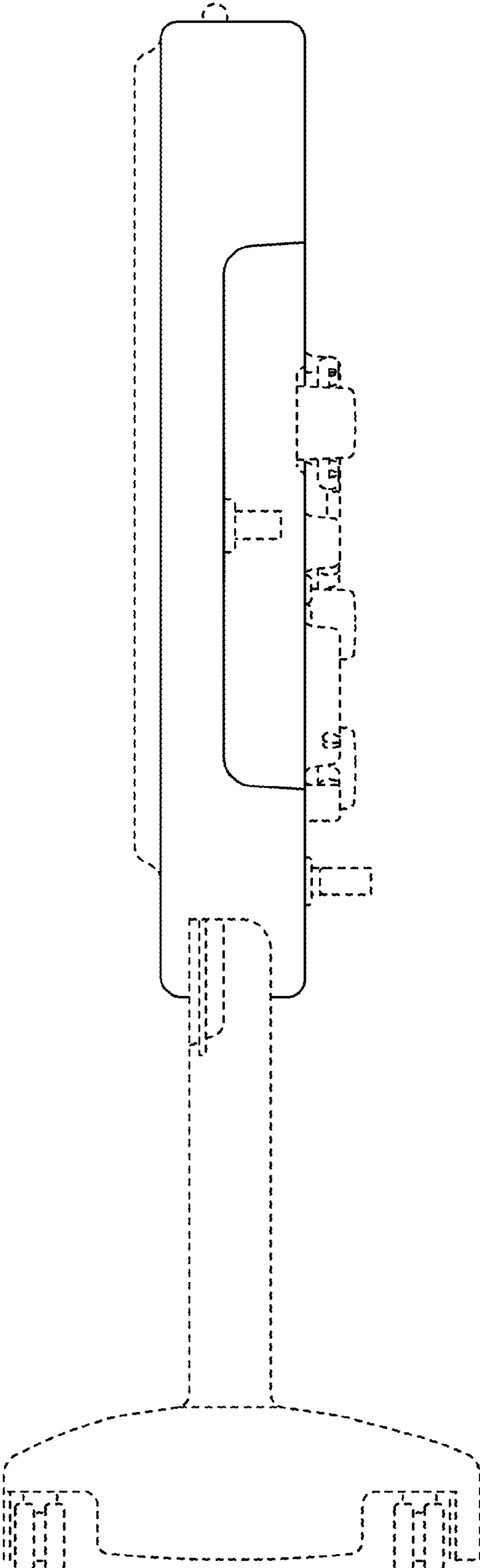


FIG. 4

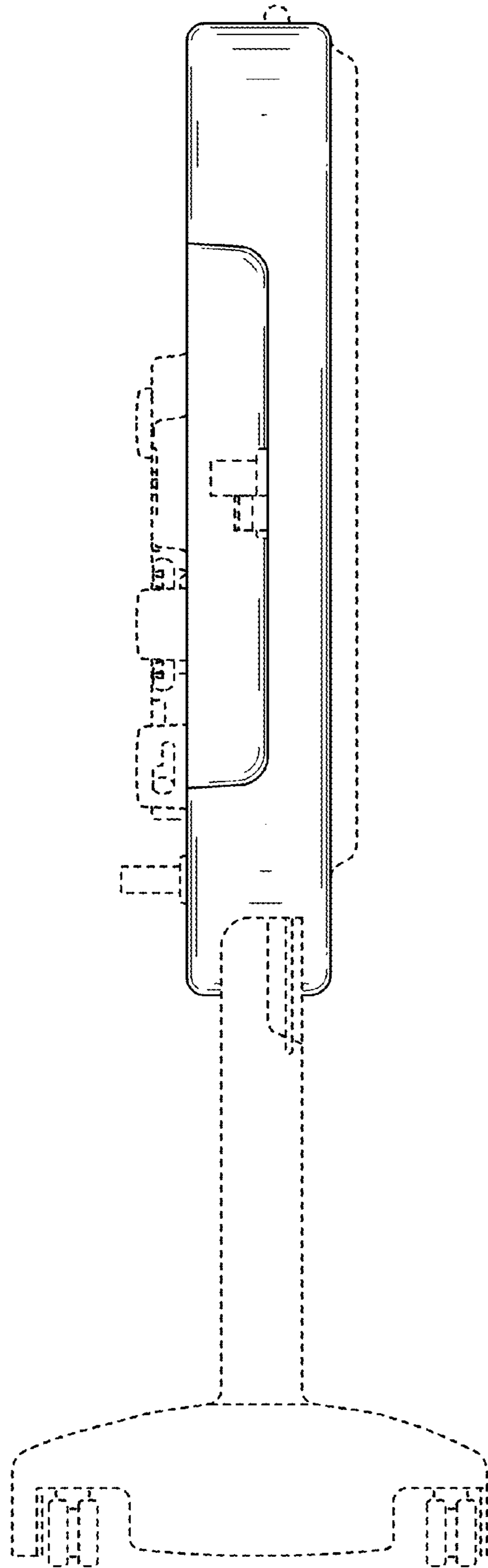


FIG. 5

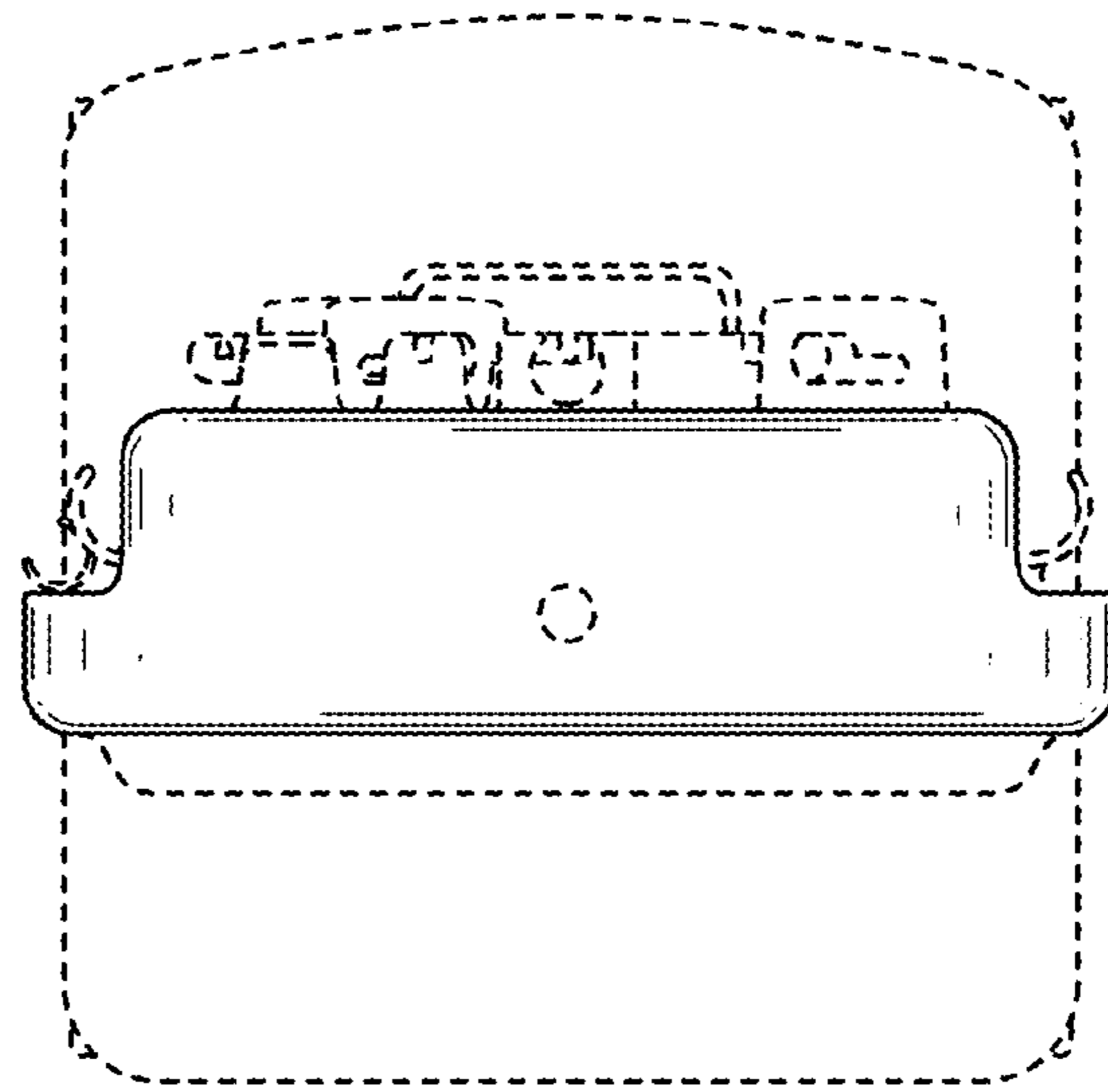


FIG. 6

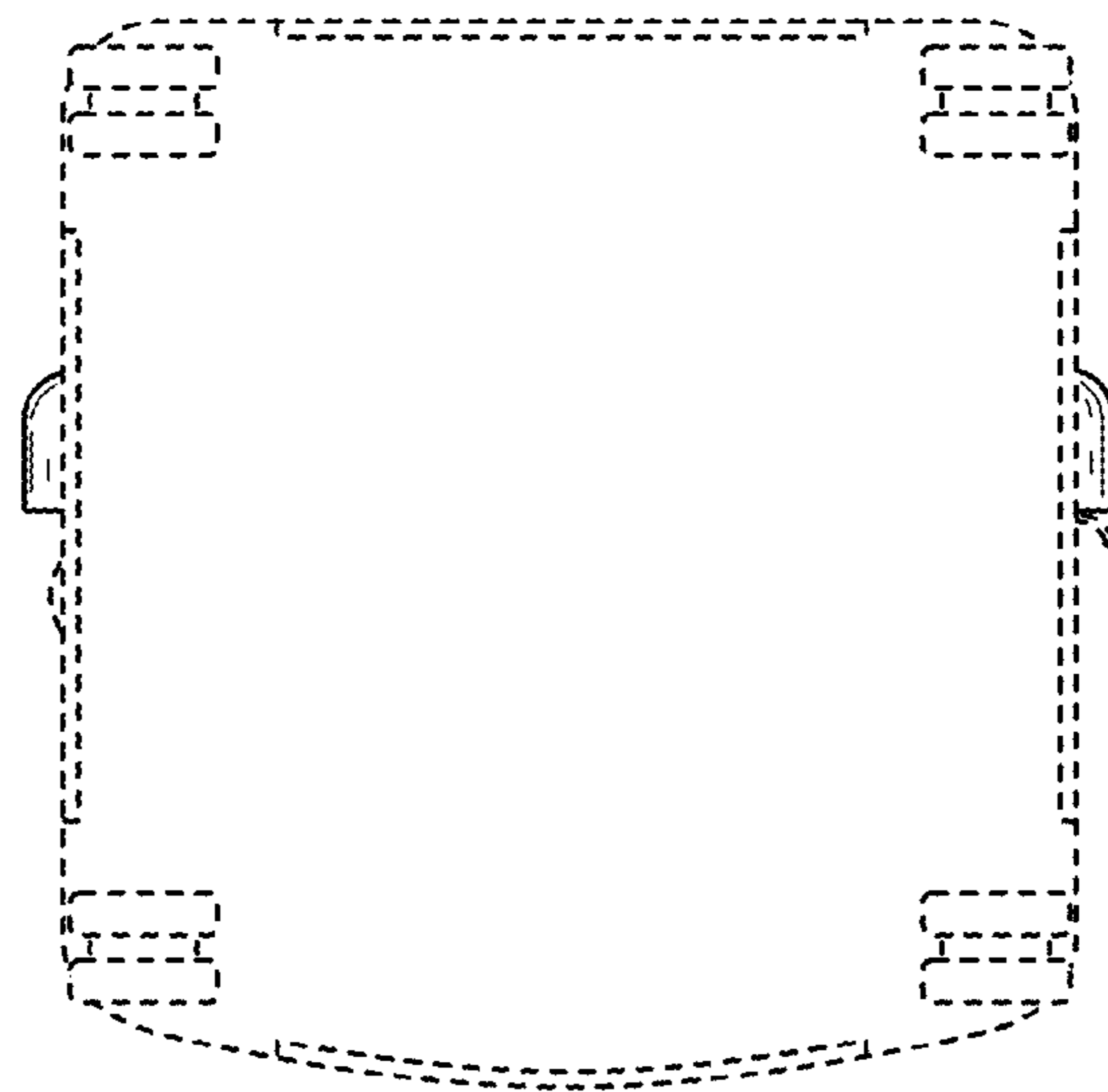


FIG. 7