



US00D746923S

(12) **United States Design Patent**
Fleming

(10) **Patent No.:** **US D746,923 S**
(45) **Date of Patent:** **** Jan. 5, 2016**

- (54) **PEN**
- (71) Applicant: **Hub Pen Company, Inc.**, Braintree, MA (US)
- (72) Inventor: **Joseph Fleming**, Hanover, MA (US)
- (73) Assignee: **Hub Pen Company, Inc.**, Braintree, MA (US)

D648,386 S *	11/2011	Zhang	D19/166
D672,808 S *	12/2012	Liang	D19/166
D672,809 S *	12/2012	Jiang	D19/166
D685,026 S *	6/2013	Koo	D19/166
D685,425 S *	7/2013	Zhang	D19/166
D685,845 S *	7/2013	Zhang	D19/166
D689,931 S *	9/2013	Jiang	D19/166
D693,876 S *	11/2013	Jiang	D19/166
D701,572 S *	3/2014	Jiang	D19/166
D704,770 S *	5/2014	Ke	D19/166

- (**) Term: **14 Years**
- (21) Appl. No.: **29/503,137**
- (22) Filed: **Sep. 23, 2014**

OTHER PUBLICATIONS

Hub Pen Company's Enjoy Writing Catalog, 2011 Collection, (Junior Pen & Set) p. 20, (Translucent Stick) p. 57, (Foil Stick) p. 96, (Crazy Stick) p. 97.

* cited by examiner

Primary Examiner — Elizabeth Albert

(74) *Attorney, Agent, or Firm* — Dingman, McInnes & McLane, LLP

Related U.S. Application Data

- (62) Division of application No. 29/450,025, filed on Mar. 15, 2013, now Pat. No. Des. 713,878.
- (51) **LOC (10) Cl.** **19-06**
- (52) **U.S. Cl.**
USPC **D19/166**
- (58) **Field of Classification Search**
USPC D14/411; D19/115–204
CPC B43K 5/005; B43K 7/00; B43K 7/10;
B43K 7/12; B43K 8/04; B43K 19/00; B43K
19/14; B43K 23/00; B43K 23/001; B43K
23/016; B43K 24/08; B43K 24/084
See application file for complete search history.

(57) **CLAIM**

The ornamental design for a pen, as shown and described.

DESCRIPTION

FIG. 1 is a perspective view of a pen showing my new design; FIG. 2 is a right side elevational view of the pen of FIG. 1; FIG. 3 is a left side elevational view of the pen of FIG. 1; FIG. 4 is a front elevational view of the pen of FIG. 1; FIG. 5 is a rear elevational view of the pen of FIG. 1; FIG. 6 is a top plan view of the pen of FIG. 1; FIG. 7 is a bottom plan view of the pen of FIG. 1; and, FIG. 8 is a perspective view of the pen of FIG. 1, with the cap removed.

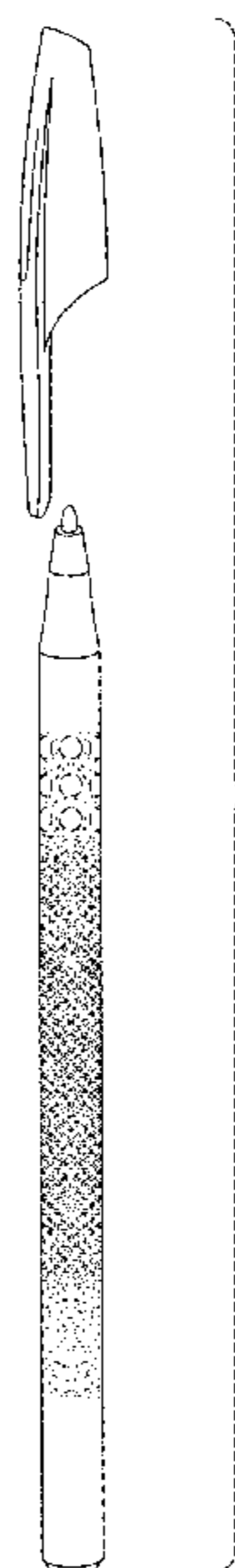
The broken lines showing features on the barrel are included for the purpose of showing portions of the pen that form no part of the claimed design.

1 Claim, 5 Drawing Sheets

(56) **References Cited**

U.S. PATENT DOCUMENTS

D206,735 S *	1/1967	Levy	D19/195
D217,647 S *	5/1970	De Groft	D19/195
D239,280 S *	3/1976	Taylor	D19/195
D374,460 S *	10/1996	Young	D19/166
D530,748 S *	10/2006	Kent	D19/195
D546,387 S *	7/2007	Qiu	D19/166



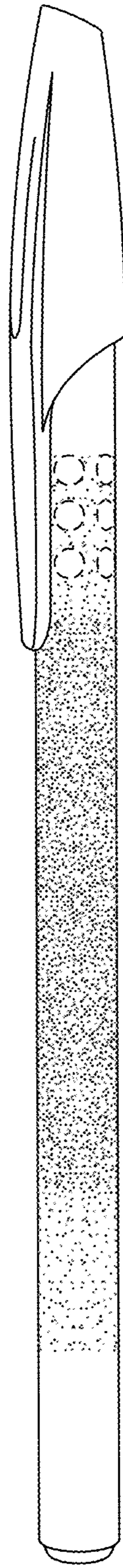


FIG. 1




FIG. 2




FIG. 3




FIG. 4




FIG. 5



FIG. 6

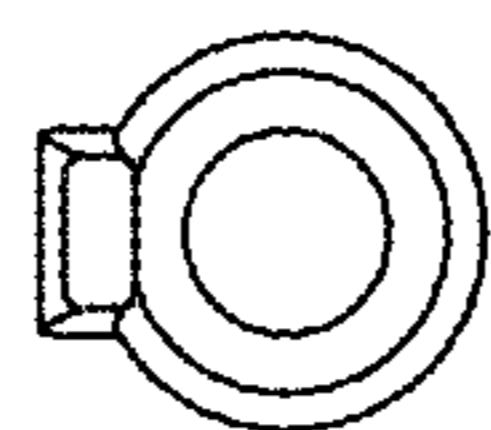


FIG. 7

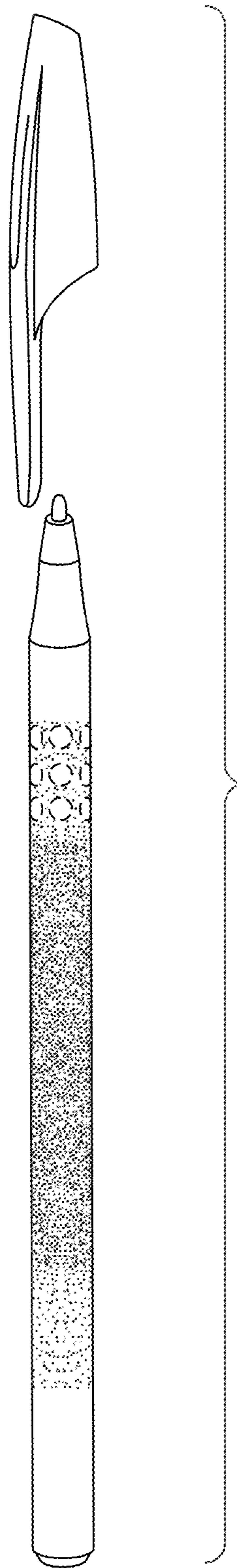


FIG. 8