



US00D746921S

(12) **United States Design Patent**  
**Hart**

(10) **Patent No.:** **US D746,921 S**

(45) **Date of Patent:** **\*\* \*Jan. 5, 2016**

(54) **CODING MATRIX TOOL**

(71) Applicant: **Optum, Inc.**, Minnetonka, MN (US)

(72) Inventor: **Anita C. Hart**, White Stone, VA (US)

(73) Assignee: **OPTUM, INC.**, Minnetonka, MN (US)

(\*) Notice: This patent is subject to a terminal disclaimer.

(\*\*) Term: **14 Years**

(21) Appl. No.: **29/511,173**

(22) Filed: **Dec. 8, 2014**

(51) **LOC (10) Cl.** ..... **19-01**

(52) **U.S. Cl.**  
USPC ..... **D19/1**

(58) **Field of Classification Search**

USPC ..... D19/1-12, 20-34; 206/449, 232, 495.5, 206/494; 40/124.01-124.15, 672, 776, 726; 229/72, 92, 92.1, 300-303, 87.06, 229/87.08, 87.14; 281/2-5, 16, 22, 51; 705/3; 283/2-3, 115, 900, 74-75, 103, 283/105-106; 428/42.3; D9/703, 707, 709, D9/713, 424, 414, 720, 418, 416; 426/106; 222/92, 107; 383/127, 106-108, 901, 383/200, 203, 207, 210; D20/10, 22, 40, D20/42, 11; D3/303, 203.1  
CPC .. B42D 15/022; B42D 15/045; B42D 15/042; B42D 15/027; B42D 15/08; B42D 5/04; B42D 5/042; B42D 5/046; B42D 2033/02; B42D 2033/04; B42D 2033/08; B42D 2033/10; B42D 2033/18; B42D 2033/16; B42D 2033/20; B42D 2033/30; B42D 2033/28; B42D 25/00; B42D 25/20; B42D 25/23; B42D 25/26; B42D 25/29; B42D 25/30; B42D 25/40; B65D 27/08

See application file for complete search history.

(56) **References Cited**

U.S. PATENT DOCUMENTS

D400,919 S 11/1998 Pickel  
D414,574 S 9/1999 Chen

(Continued)

*Primary Examiner* — Caron D Veynar

*Assistant Examiner* — Abraham Bahta

(74) *Attorney, Agent, or Firm* — Dorsey & Whitney LLP

(57) **CLAIM**

The ornamental design for a coding matrix tool, as shown and described.

**DESCRIPTION**

A portion of the disclosure of this patent document contains material to which a claim for copyright is made. The copyright owner has no objection to the facsimile reproduction by anyone of the patent document or the patent disclosure, as it appears in the Patent and Trademark Office patent file or records, but reserves all other copyright rights whatsoever.

FIG. 1 is a front perspective view of the coding matrix tool showing my new design;

FIG. 2 is a rear perspective view thereof;

FIG. 3 is an elevation view of a first matrix sheet or panel of FIG. 1;

FIG. 4 is an elevation view of a second matrix sheet or panel of FIG. 1;

FIG. 5 is an elevation view of a third matrix sheet or panel of FIG. 1;

FIG. 6 is an elevation view of a fourth matrix sheet or panel of FIG. 1;

FIG. 7 is an elevation view of a fifth matrix sheet or panel of FIG. 1;

FIG. 8 is an elevation view of a first matrix sheet or panel of FIG. 2;

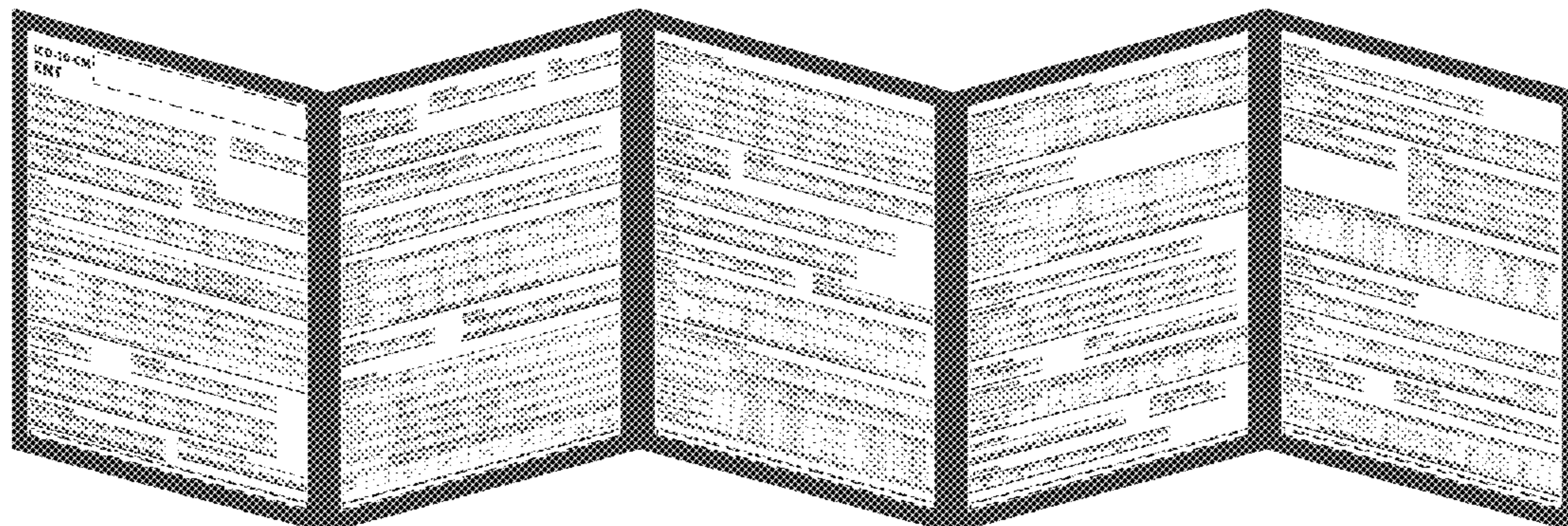
FIG. 9 is an elevation view of a second matrix sheet or panel of FIG. 2;

FIG. 10 is an elevation view of a third matrix sheet or panel of FIG. 2;

FIG. 11 is an elevation view of a fourth matrix sheet or panel of FIG. 2; and,

FIG. 12 is an elevation view of a fifth matrix sheet or panel of FIG. 2.

**1 Claim, 12 Drawing Sheets**



(56)

**References Cited**

U.S. PATENT DOCUMENTS

D432,570 S 10/2000 Donaldson  
D555,724 S 11/2007 Brodie  
D600,746 S 9/2009 Kudimi  
D602,167 S 10/2009 Coyne, III et al.

D650,009 S 12/2011 Tetrault  
D662,976 S 7/2012 Tetrault  
D664,195 S 7/2012 Rosenthal et al.  
D677,329 S 3/2013 Rosenthal et al.  
D686,660 S 7/2013 Wang  
D687,486 S \* 8/2013 Worthington et al. .... D19/1  
D719,213 S 12/2014 Hart

\* cited by examiner



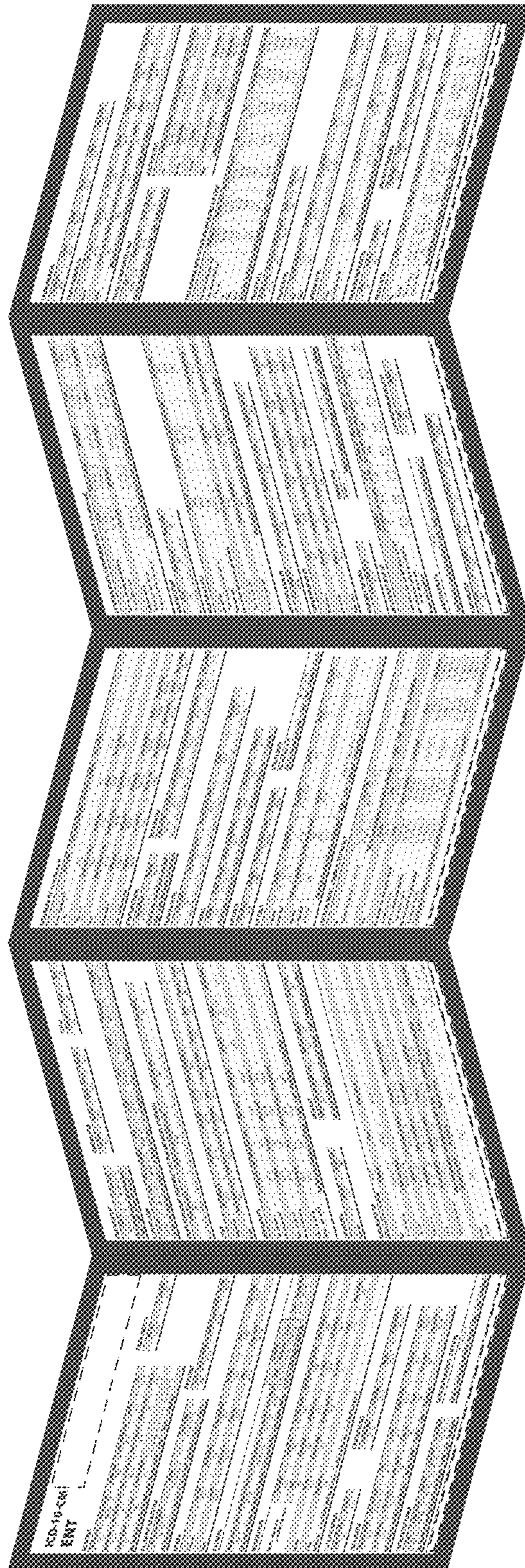


FIG. 1



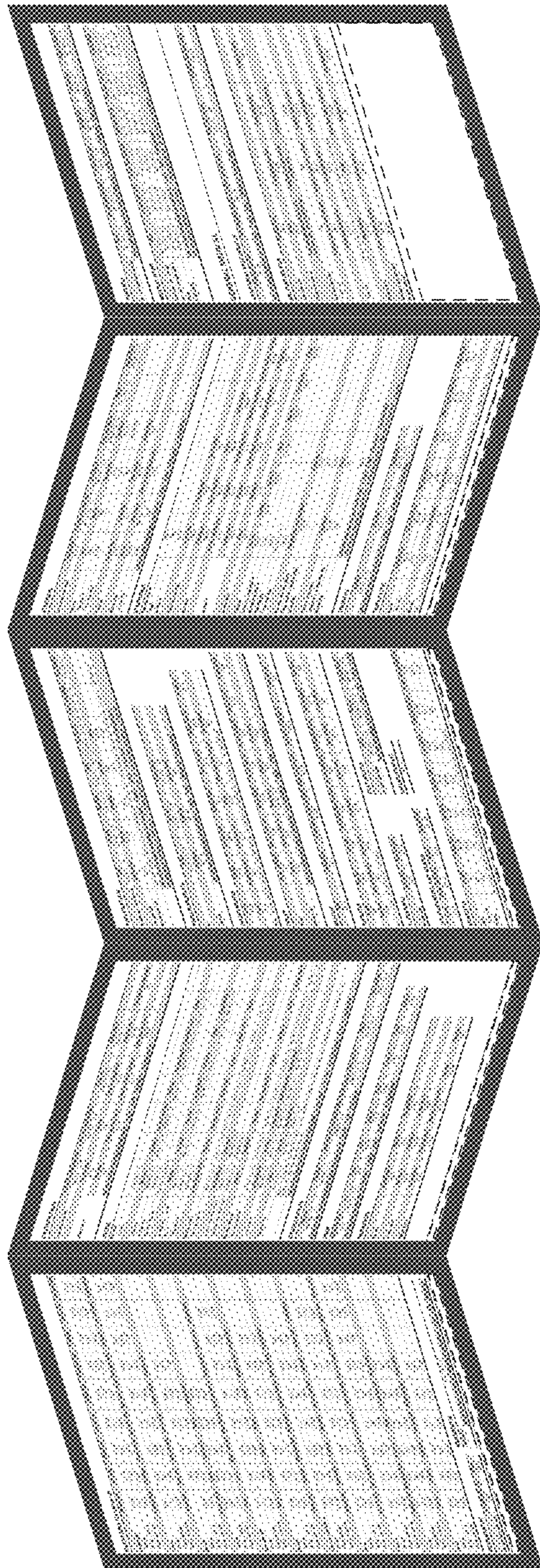


FIG. 2



# ICD-10-CM ENT

## ABSCESS

Basal cavity	Ear, external	Esophagus	Face (subnasal)	Larynx	Lip
K12.2	H66.09(1,2,3)	K20.8	J02.01	J30.7	K13.0
Mouth (floor)	Parapharyngeal	Reck (cutaneous)	Reck, external	Peritonsillar	Pharynx
K12.2	H15.1	J02.11	J04.0	J36	J34.1
Salivary gland	Reck, ear	Submandibular			
K11.3	H61.3	K12.2	(Note: For abscess of the sinus—see SINUSITIS.)		

5th character meanings as indicated: 0 unspecified, 1 right, 2 left, 3 bilateral

## ADENOIDITIS

Chronic	W/ fasciitis
J35.02	J35.03

## ALLERGIC REACTION

Allergic rhinitis	Other	Unspecified
J30.41(A,D,S)	J30.49(A,D,S)	J30.40(A,D,S)

5th character meanings as indicated: X unspecified, 0 unspecified, 1 unspecified, 2 unspecified, 3 unspecified

## APHTHAE

Fever	Oral, recurrent	Herpetic	Herpetic	Thrush
B08.8	K12.8	K12.8	K12.8	K17.8

## APNEA

	Central	Obstructive	Obstructive	Primary	Other	Unspecified
Newborn	F28.3	F28.1	F28.4	F28.3	F28.4	F28.3
Sleep	G47.31	G47.13	G47.31	G47.39	G47.39	G47.39

## ASTHMA

Cough variant	Exercise-induced bronchospasm	Exacerbation	Intermittent mild	Intermittent severe	Mild	Moderate	Severe	Other	Unspecified
J45.09	J45.00	J45.00(1,2,3)	J45.2(1,2,3)	J45.00(1,2,3)	J45.00(1,2)	J45.00(1,2)	J45.00(1,3)	J45.00	J45.00(1,2,3)

5th or 6th character meanings as indicated: 1 not exacerbation, 2 status asthmaticus, 3 or 4 accompanied, unspecified

## BRONCHITIS

Acute, subacute &/or specified or grade	Constrictive	Edematous	R. influenzae	Respiratory syncytial virus	Parainfluenza	
	J20.3	J20.7	J20.1	J20.4	J20.4	
Chronic	Other	Obstructive	Streptococcus	Other	Unspecified	
	J40.5	J40.5	J40.2	J40.8	J40.4	
Other	Other	Mycoplasma	Rhodospirillum	Pneumonia	Simple	Unspecified
	J41.8	J41.1	J41.0	J41.1	J41.0	J42

Other: 100  
Asthmatic—see ASTHMA; COPD/obstruction—see COPD; influenza—see INFLUENZA DUE TO

## CALCIFICATION

Larynx (nodal)	Trachea
I30.7	I39.8

## CANDIDIASIS

Oropharynx (oral)	Esophagus	Mouth	Unspecified
B37.00	B37.01	B37.0	B37.9

## CELLULITIS

Chronic (external)	Ear (external)	Face	Larynx	Mouth (floor)	Parapharyngeal	Reck
K12.2	H66.10(1,2,3)	L00.211	J00.7	K12.2	J39.1	L01.221
Reck, external	Reck (soft)	Peritonsillar	Pharynx	Saliv	Subcutis	Unspecified
J04.0	K12.2	J36	J34.1	J36	J38.1	L03.90

5th character meanings as indicated: 0 unspecified, 1 right, 2 left, 3 bilateral

## CHOLESTEATOMA

Attic	External ear	Mastoid	Tympanum	Unspecified
H71.00(1,2,3)	H68.40(1,2,3)	H71.20(1,2,3)	H71.10(1,2,3)	H71.00(1,2)

5th character meanings as indicated: 0 group, 1 right, 2 left, 3 bilateral

## CHOLESTEATOSIS, DIFFUSE

H71.30(1,2)

5th character meanings as indicated: 0 group, 1 right, 2 left, 3 bilateral

FIG. 3



CHONDritis		CHORDitis				COLD				
Occide	External ear	Fibrosis	Resonance	Stinger's nodules	Tuberculosis	Coughs	Head	Wheeze		
H61.01(1,2,3,9)	H61.03(1,2,3,9)	J38.0	J38.2	J38.7	J38.8	R06	J00	R05		
All character meanings as indicated: 1:right 2:left 3:bilateral 9:unspecified										
CONTUSION										
Ear, left	Ear, right	Ear, unspecified	Face	Larynx	Neck	Nose	Oral cavity	Pharynx		
S81.412(A,D,S)	S81.411(A,D,S)	S81.430(A,D,S)	S81.132(A,D,S)	S81.002(A,D,S)	S81.012(A,D,S)	S81.013(A,D,S)	S81.012(A,D,S)	S81.010(A,D,S)		
All character meanings as indicated: A:initial encounter D:subsequent encounter S:surgery										
COPD (CHRONIC OBSTRUCTIVE PULMONARY DISEASE)										
Dequaranteed			w/ Acute respiratory infection			w/ Exacerbation		Unspecified		
J44.1			J44.0			J44.1		J44.9		
Note: Code also infectious organism with J44.0 such as H. influenzae (R96.3) or Pseudomonas aeruginosa (R99.3)										
CYST										
Ear (external)		Epiglottis	Esophagus	Larynx	Thyroglossal duct					
Congenital		O18.1	O18.8	O19.8	O18.8	O19.2				
Roof/oral region		Roof/oral region, unsp.	Pharynx	Nose	Palate (hard)	Submaxilla	Upper	Lower	Tongue	
Other		K09.2	K09.9	J39.2	J34.1	K09.1	E72.3	J94.1	E04.1	J15.8
All character meanings as indicated: 1:right 2:left 3:bilateral 9:unspecified										
DEFORMITY										
Ear, acquired		External ear canal	Eustachian tube	Inner ear	Middle ear	Outer	Pinna	Unspecified		
Ear, congenital		O17.9	O17.8	O15.5	O16.4	O16.3	O17.9	O17.9		
Nose, acquired		Cartilage	Tip/nose	Base (snuff)	Turbinate					
Nose, congenital		M05.6	J14.2	M05.8	M05.9					
Other, acquired		Esophagus	Face	Thyroid cartilage	Thyroid gland					
Other, congenital		K22.6	M05.7	J38.7	...					
		Q39.9	Q38.9	Q31.8	Q80.2					
All character meanings as indicated: 1:right 2:left 3:bilateral 9:unspecified										
DEVIATED		DISEASE								
Acquired		Infective disease (middle ear)			Mosses's disease		Tonal cords			
Septum		J34.2	Q27.4	H74.11(1,2,3,9)			H61.01(1,2,3,9)			
							J18.3			
All character meanings as indicated: 1:right 2:left 3:bilateral 9:unspecified										
DISORDER OF										
Auditory process (central)										
		Fibrosis		Other		Unspecified				
Ear										
Eustachian tube		H69.80(1,2,3)		H69.81(1,2,3)		H69.82(1,2,3)				
		Tympanosclerosis								
Mastoid		H74.01(1,2,3,9)								
Ossicles (ear)		Refluxion		Discontinuity/detached		Partial loss		Other when acquired		
		H74.31(1,2,3,9)		H74.2(1,2,3,9)		H74.30(1,2,3,9)		H74.39(1,2,3,9)		
Pinna										
		H61.12(1,2,3,9)		H61.19(1,2,3,9)		H61.10(1,2,3,9)				
Tympanic membrane		Flaccid, atrophic		Rooftopped, atrophic		Other		Unspecified		
		H75.81(1,2,3,9)		H75.80(1,2,3,9)		H75.89(1,2,3,9)		H75.9(1,2,3,9)		
All or all character meanings as indicated: 1:right 2:left 3:bilateral 9:unspecified										
Nerves										
		Glossopharyngeal		Vagus		Multiple nerves		Other		
Cranial		G52.1		G52.3		G52.7		G52.9		
								G52.2		
								G52.8		
								G52.9		
(Continued on next page)										

FIG. 4



DISORDER OF (Continued)						
	Bell's palsy	Bell's palsy (neuritis)	Trigeminal ganglion	Unspecified		
<b>Nerves (Continued)</b>						
Facial	G51.0	F11.3	G51.1	G51.2		
	Atypical facial pain	Neuropathic	Other	Unspecified		
Tingling	G58.1	G58.0	G58.2	G58.3		
	Hypersensitive neuropathy	Traumatic neuropathy	Unspecified			
Sleep	R47.10	R47.00	R47.3			
	Behavioral	Alcohol	Antidepressant	Antipsychotic	Other	Unspecified
TBI disorder	R26.01	R26.02	R26.03	R26.04	R26.05	R26.06
	Aphasia	Personality	Psychotic	Hyperaesthesia	Hypoaesthesia	Other
Voice and resonance	R49.1	R49.2	R49.3	R49.4	R49.5	R49.6
<b>DYSFUNCTION</b>			<b>DYSPHAGIA</b>			
Labyrinthine			Tongue (W/D)			
Thyroid			Buccal phase			
H83.2X(1,2,3,9)			H13.11			
E87.9			H13.12			
			H13.13			
			H13.14			
			H13.19			
			H13.18			
6th character meanings as indicated:			Note: For code R97.991 use additional code to identify the type of dysphagia, if known (R13.1.)			
1 right, 2 left, 3 bilateral, 9 unspecified						
<b>ESOPHAGITIS</b>						
Esophageal						
Erosive or ulcer						
Erosive or ulcer						
Other						
Unspecified						
K20.0						
K22.31						
K22.36						
K20.8						
K20.9						
Note: Use additional code to identify alcohol abuse and dependence (abuse F10.10, dependence F10.20) w/ Reflux--see REFLUX.						
<b>EDEMA</b>						
Glottis						
Glottis, all other						
Larynx						
Larynx, all other						
Larynx						
Pharynx						
Pharynx						
E84.4						
T78.10(A,D,S)						
E84.3						
J18.4						
J18.2						
J39.2						
7th character meanings as indicated: A external ear, B external ear, C external ear, D external ear, E external ear, F external ear, G external ear, H external ear, I external ear, J external ear, K external ear, L external ear, M external ear, N external ear, O external ear, P external ear, Q external ear, R external ear, S external ear, T external ear, U external ear, V external ear, W external ear, X external ear, Y external ear, Z external ear, 9 unspecified						
<b>EMITAXIS</b>						
Nondominant						
Dominant						
Unspecified						
R24.0						
R24.9						
R24.09						
R24.8						
<b>EXOSTOSIS</b>						
External ear canal						
H61.5(1,2,3,4)						
6th character meanings as indicated: 1 right, 2 left, 3 bilateral, 9 unspecified						
<b>FISTULA</b>						
Acute						
Residual stoma						
Labyrinthine						
Larynx						
Nose						
Pharynx						
Acquired						
H61.5(1,2,3,4)						
---						
H63.1(1,2,3,4)						
J36.7						
K12.2						
J39.2						
Congenital						
O18.1						
O18.8						
---						
---						
Sella turcica (anal)						
Tracheo-esophageal						
Thyroid						
Acquired						
K11.4						
J86.0						
E07.89						
Congenital						
Q30.4						
Q30.3						
---						
w/ Atresia						
Q39.1						
---						
Note: For fistula of sinus--see SINUSITIS.						
6th or 6th character meanings as indicated: 1 right, 2 left, 3 bilateral, 9 unspecified						
<b>FOREIGN BODY, COMPLICATION D/T</b>						
Superficial						
Ear						
T16.11(A)(A,D,S)						
S60.45(1,2,3)(A,D,S)						
Retained foreign body of middle ear						
H74.5X(1,2,3,9)						
---						
6th and 6th character meanings as indicated: 1 right, 2 left, 3 bilateral, 9 unspecified						
Nose						
Nose						
T17.10(A,D,S)						
T17.10(A,D,S)						
Food						
Gastric contents						
Superficial						
Other						
Unspecified						
Esophagus, causing asphyxiation						
T18.12(A,D,S)						
T18.11(A,D,S)						
Causing other injury						
T18.12(A,D,S)						
T18.11(A,D,S)						
S10.15(A,D,S)						
T18.10(A,D,S)						
T18.10(A,D,S)						
Larynx, causing asphyxiation						
T17.30(A,D,S)						
T17.31(A,D,S)						
Causing other injury						
T17.30(A,D,S)						
T17.31(A,D,S)						
S10.15(A,D,S)						
T17.30(A,D,S)						
T17.30(A,D,S)						
Pharynx, causing asphyxiation						
T17.20(A,D,S)						
T17.21(A,D,S)						
Causing other injury						
T17.20(A,D,S)						
T17.21(A,D,S)						
S10.15(A,D,S)						
T17.20(A,D,S)						
T17.20(A,D,S)						
7th character meanings as indicated: A initial encounter, B subsequent encounter, C sequelae						

FIG. 5



FOREIGN BODY, COMPLICATION D/T (Continued)								
	Food	Gastro contents	Superficial	Other	Unspecified			
Trachea, causing asphyxiation	T17.428(A,D,S)	T17.418(A,D,S)	---	T17.408(A,D,S)	T17.408(A,D,S)			
Causing other injury	T17.428(A,D,S)	T17.418(A,D,S)	S18.15X(A,D,S)	T17.408(A,D,S)	T17.408(A,D,S)			
	Edema	Disruption	Perforation	Other	Unspecified			
Postprocedural								
Endoscopy (resulting in)	T81.514(A,D,S)	T81.524(A,D,S)	T81.534(A,D,S)	T81.504(A,D,S)	T81.504(A,D,S)			
Surgical operation (resulting in)	T81.518(A,D,S)	T81.528(A,D,S)	T81.538(A,D,S)	T81.508(A,D,S)	T81.508(A,D,S)			
S/N character meanings as indicated: A anterior; C central; D subsequent encounter; S unspecified								
GRANULOMA								
Larynx	Lymph gland	Local other						
J38.7	I81.8	I88.3						
Note: For granuloma of larynx—see STENOSIS.								
HEARING LOSS								
	Bilateral	Unilateral, or, unless otherwise specified	Unspecified					
Conductive	H94.0	H99.1(1,2)	H94.7					
Mixed conductive/sensorineural	H96.6	H94.7(1,2)	H96.5					
Sensorineural	H99.3	H94.7(1,2)	H98.5					
Other abnormal auditory perceptions	H94.2(A,2,3,9)	---	---					
	Central, unspecified	Congenital	Deafness/Deaf					
Other & unspecified	H96.1	H96.1	H91.3					
	Perceptive, unspecified	Presbycusis	Sensorineural, unspecified					
Other & unspecified	H99.5	H91.1(2,3,3)	H98.5					
S/N character meanings as indicated: 1 right; 2 left; 3 bilateral; 4 or 9 unspecified								
HYPERPLASIA OF								
Nose, lymphoid	Otolarynx, larynx	Palatine tonsil, larynx	Pharynx, lymphoid					
J14.00	K13.6	K13.6	J30.7					
HYPERTROPHY OF								
	Mucosa	Cartilage	Mucous membrane	Stomach	Turbinate			
Nasal sinus	J34.00	J34.00	J34.3	J34.00	J34.3			
	Adenoid	Adenoid hypertrophy	Palatine tonsil	Palatine tonsil	Papillae			
Other sites	J35.2	J35.3	J35.2	M27.5	K13.76			
	Pharynx	Salivary gland	Salivary gland (other)	Tongue	Tongue, congenital			
Other sites	J39.2	K11.1	Q36.4	K14.5	Q36.2			
HYPOSECRETION			IMPACTION					
Subsary gland (any)			Cerumen					
K11.7			H61.2(0,1,2,1)					
S/N char meanings as indicated: 0 unsp; 1 right; 2 left; 3 bilateral								
INFLUENZA DUE TO								
	Laryngitis/ pharyngitis	Myocarditis	Otitis media	Proctitis	Proctocolitis	Other resp manifestation	Other spec manifestation	Unspecified
Identified influenza virus (A/H1N1, A/H3N2)	J10.1	J10.02	J10.81	J10.00	J10.09	J10.1	J10.00	J10.1
Identified novel influenza virus (A/H5N1, avian, bird, swine)	J09.X2	J09.X0	J09.X0	J09.X1	J09.X1	J09.X2	J09.X0	J09.X0
Unspecified organism	J11.1	J11.02	J11.80	J11.00	J11.00	J11.1	J11.00	J11.1
LABYRINTHITIS			LARYNGOPHARYNGITIS					
H81.0(1,2,3,9)			Acute					
S/N character meanings as indicated: 1 right; 2 left; 3 bilateral; 9 unspecified			Chronic					
			J04.0					
LARYNGITIS								
Acute	Acute laryngitis	Chronic	Chronic laryngitis	Otitis media with effusion	Streptococcal			
J04.0	J04.2	J04.0	J07.1	J65.8	J04.0			

FIG. 6



LEUKOPLAKIA						
Esophagus	Larynx	Mouth	Palate	Tongue	Trachea	Unspecified
K12.1	I87.7	K11.21	K13.21	K13.21		I88.3

LYMPHADENITIS							
	Acute	Infective	Non-acute	Purulent	Pyogenic	Other site	Unspecified
Acute	I84.8	I84.9	I84.0	I84.9	I84.9	I84.8	I84.9
	Chronic, any site		Non-specific, any site	Regional, non-bacterial	Subacute, any site	Other	Unspecified
Other	I85.1	I85.0	I85.0	I85.1	I85.5	I85.9	
Sth character meanings as indicated: 0=unspecified, 1=right, 2=left, 3=bilateral							

MASS/LUMP/SWELLING			MASTOIDITIS		
Ear	Head, localized	Head, localized	Subperiosteal abscess	w/ Other complications	w/o Complications
H91.0X(1,2,3,9)	H22.8	H22.3	H70.81(1,2,3,9)	H70.89(1,2,3,9)	H70.80(1,2,3,9)
Sth char meanings as indic: 1=right, 2=left, 3=bilateral, 9=unsp					

MELANOMA AND OTHER NEOPLASMS OF SKIN							
	Melanoma	Basal cell ca	Squamous cell carcinoma	BCC	SCC	Carcinoma, other	Carcinoma, unsp
Ear & ext auricular canal	C43.20(1,2)	C44.20(1,2)	D85.20(1,2)	C44.21(1,2,9)	C44.22(1,2,9)	C44.29(1,2,9)	C44.20(1,2,9)
Face, unspecified part	C43.30	C44.30	D85.30	C44.31	C44.32	C44.39	C44.30
Other part	C43.309	C44.30	D85.30	C44.319	C44.329	C44.39	C44.309
Lip	C43.0	C44.0	D85.0	C44.01	C44.02	C44.09	C44.00
Neck	C43.4	C44.4	D85.4	C44.41	C44.42	C44.49	C44.40
Trunk	C43.1	C44.1	D85.1	C44.11	C44.12	C44.19	C44.10
Sth or Sth character meanings as indicated: 1=right, 2=left, 9=unspecified							

MUCOCELE				
Oral cavity	Nasal sinus	Salivary gland	Other	Unspecified
K13.79	J34.1	K11.6	J34.1	J34.1

MUCOSITIS						
	d/s Antineoplastic other	d/s Other drugs	d/s Radiation	Viral	Other	Unspecified
Oral	K12.31	K12.32	K12.33	K12.39	K12.39	K12.30
Nasal	J34.21	For code K12.31, use additional code for other antineoplastic therapy, such as radiological procedure and radiotherapy (V84.7)				

MYRINGITIS				
	Acute	Chronic	Other	Unspecified
Acute	H73.01(1,2,3,9)	---	H73.09(1,2,3,9)	H73.00(1,2,3,9)
w/o Otitis media	---	H73.10(1,2,3)	---	H73.20(1,2,3)
Sth or Sth character meanings as indicated: 1=right, 2=left, 3=bilateral, 9=unspecified				

NASOPHARYNGITIS			NECROSIS/ULCER					
Acute	Chronic	Infective	Esophagus	Larynx	Nasal sinus	Non-external	Pharynx	Tongue
J00	J31.1	J00	K22.0	J86.7	J32.9	J34.0	J02.9	J35.0

NEOPLASM								
	Female	Male, not	Softtissue	External ear	External meatus	Inner	Lobule	Middle
Ear								
Benign	D51.2(0,1,2)	D23.7(0,1,2)	D07.0	D71.2(0,1,2)	D71.20(1,2)	D14.0	D71.20(1,2)	D14.0
Malign, primary	C44.20(1,2,9)	C44.20(1,2,9)	C79.0	C44.20(1,2,9)	C44.20(1,2,9)	C58.1	C44.20(1,2,9)	C58.1
Malign, secondary	C79.2	C79.2	C79.89	C79.2	C79.2	C79.39	C79.2	C79.39
Sth or Sth character meanings as indicated: 1=right, 2=left, 9=unspecified								

FIG. 7



NEOPLASM (Continued)									
	Subvocal	Cervical	Neck 1/3	Lower 2/3	Middle 2/3	Posterior 2/3	Pharynx	Upper 2/3	Unspecified
<b>Esophagus</b>									
Benign	D13.0	D11.6	D13.0	D13.0	D11.6	D11.6	D11.6	D13.0	D13.0
Malignant, primary	C15.5	C15.3	C15.5	C15.5	C15.4	C15.3	C15.4	C15.3	C15.9
Malignant, secondary	C78.79	C78.89	C78.89	C78.89	C78.89	C78.89	C78.89	C78.89	C78.89
	Epiglottic fold	Cardiac	Intermediate	Inferior 2/3	Supraglottic group	Subglottic fold	Archie	Respiratory tract	Unspecified
<b>Larynx</b>									
Benign	D14.1	D14.1	D14.1	D14.1	D14.7	D14.1	D14.1	D14.1	D14.1
Malignant, primary	C32.1	C32.3	C32.0	C32.1	C31.9	C32.1	C32.0	C32.1	C32.9
Malignant, secondary	C78.79	C78.89	C78.39	C78.39	C78.89	C78.39	C78.39	C78.39	C78.39
	Back wall	Floor, ant.	Floor, post.	Floor, sup.	Palate, hard	Palate, soft			
<b>Mouth</b>									
Benign	---	D18.2	D18.7	D18.7	D18.39	D18.39			
Malignant, primary	C86.89	C84.8	C84.1	C84.9	C85.8	C85.1			
Malignant, secondary	C79.89	C79.89	C79.89	C79.89	C79.89	C79.89			
	Palate, upper	Roofs	Vestibule	Other	Unspecified				
Benign	D18.39	D18.39	D18.39	D18.39	D18.38				
Malignant, primary	C85.7	C85.2	C86.1	C86.99	C86.9				
Malignant, secondary	C79.89	C79.89	C79.89	C79.89	C79.89				
	Hard	Soft	Wall, anterior	Wall, lateral	Wall, posterior	Wall, superior	Wall, sup.	Unspecified	
<b>Nasopharynx</b>									
Benign	D18.5	D18.6	D18.5	D18.6	D18.6	D18.6	D18.6	D18.6	D18.5
Malignant, primary	C11.1	C11.8	C11.3	C11.2	C11.1	C11.8	C11.9	C11.9	C11.9
Malignant, secondary	C79.89	C79.89	C79.89	C79.89	C79.89	C79.89	C79.89	C79.89	C79.89
	Nasal	Palate	Roofs	Roofs	Roofs	Wall, sup/post	Unspecified		
<b>Pharynx</b>									
Benign	D18.5	D18.6	D18.5	D18.5	D18.6	D18.9	D18.9	D18.9	D18.9
Malignant, primary	C11.1	C11.3	C11.2	C14.8	C11.1	C14.8	C14.8	C14.8	C14.8
Malignant, secondary	C79.89	C79.89	C79.89	C79.89	C79.89	C79.89	C79.89	C79.89	C79.89
	Nasal, NK	Palate	Pharyngeal	Sublingual	Submandibular	Submaxillary	Unspecified		
<b>Salivary gland/duct</b>									
Benign	D18.39	D11.8	D11.9	D11.7	D11.7	D11.7	D11.9		
Malignant, primary	C85.7	C87	C88.9	C88.1	C88.8	C88.8	C88.9		
Malignant, secondary	C79.89	C79.89	C79.89	C79.89	C79.89	C79.89	C79.89		
	Sublingual	Submandibular	Submaxillary	Sublingual	Submandibular	Submaxillary	Unspecified		
<b>Sinus</b>									
Benign	D16.4	D14.8	D14.6	D14.6	D14.8	D14.7	D14.8	D14.8	D14.8
Malignant, primary	C41.8	C31.1	C31.2	C31.8	C31.9	C12	C31.3	C31.9	C31.9
Malignant, secondary	C79.51	C78.19	C78.19	C78.19	C78.19	C79.89	C78.19	C78.19	C78.19
	Ant. 2/3, NK	Ant. 2/3, soft	Ant. 2/3, soft	Base, anterior	Posterior, NK	Posterior, NK	Posterior, NK	Posterior, NK	Posterior, NK
<b>Tongue</b>									
Benign	D18.1	D18.1	D18.1	D18.1	D18.1	D18.1	D18.1	D18.1	D18.1
Malignant, primary	C82.1	C82.8	C82.2	C81	C82.8	C82.8	C82.2	C82.8	C82.1
Malignant, secondary	C79.89	C79.89	C79.89	C79.89	C79.89	C79.89	C79.89	C79.89	C79.89
	Blade, NK	Blade, NK	Blade, NK	Blade	Blade, NK	Blade, NK	Blade, NK	Blade, NK	Blade, NK
Benign	D18.1	D18.1	D18.1	D18.1	D18.1	D18.1	D18.1	D18.1	D18.1
Malignant, primary	C82.0	C82.3	C81	C81	C82.4	C82.9			
Malignant, secondary	C79.89	C79.89	C79.89	C79.89	C79.89	C79.89			
	Palate	Palate	Palate	Palate	Palate	Palate	Palate	Palate	Palate
<b>Tonsil</b>									
Benign	D18.4	D18.1	D18.4	D18.6	D18.5	D18.4			
Malignant, primary	C89.9	C87.4	C86.9	C11.1	C89.1	C89.9			
Malignant, secondary	C79.89	C79.89	C79.89	C79.89	C79.89	C79.89			

NEUROPATHY			NEURONITIS		
	Cerebellar/brain stem	Other	Vestibular	[811.20]-[1.2.3]	
Idiopathic paraparesis	G92.01	G98.89		See character meanings as indicated; Unspecified, Y, right, Z, left, 3 bilateral	

FIG. 8



OBSTRUCTION								
	Extrinsic cartilaginous	Intrinsic cartilaginous	Stricture	Unspecified				
<b>Excision tube</b>	H66.13(1,2,3,9)	H66.12(1,2,3,9)	H66.11(1,2,3,9)	H66.10(1,2,3,9)				
	Esophagus	Larynx	Larynx, congenital	Nasal sinus	Respiratory passages			
	K22.2	J38.6	Q31.8	J34.89	J39.2			
<b>Other sites</b>	Pharynx	Salivary duct (amp)	Salivary duct w/ calculus	Sinus, nasal/axial				
	J39.2	K11.8	K11.5	J34.84				
5th character meanings as indicated: 1:right 2:left 3:bilateral 9:unspecified								
OTITIS								
Externa								
Chronic	H60.16(1,2,3)							
	Abscess	Otitis	Osteotympanitis	Diffuse	Perforation			
	H60.18(1,2,3)	H60.19(1,2,3)	H60.40(1,2,3)	H60.31(1,2,3,9)	H60.32(1,2,3,9)			
Infective	H60.18(1,2,3)	H60.19(1,2,3)	H60.40(1,2,3)	H60.31(1,2,3,9)	H60.32(1,2,3,9)			
Malignant	H60.20(1,2,3)	---	---	---	---			
Mycotic, chronic	H62.40(1,2,3), H36.9	---	---	---	---			
	Acute	Chronic	Conduct	Excessively	Reactive			
	H60.51(1,2,3,9)	H60.52(1,2,3,9)	H60.53(1,2,3,9)	H60.54(1,2,3,9)	H60.55(1,2,3,9)			
Noninfective, acute	H60.51(1,2,3,9)	H60.52(1,2,3,9)	H60.53(1,2,3,9)	H60.54(1,2,3,9)	H60.55(1,2,3,9)			
Other	H60.80(1,2,3,9)	---	---	---	---			
Unspecified	H60.50(1,2,3)	---	---	---	---			
	Acute otitis media	Allergic	Allergic recur	Recurrent	Secret			
	H65.19(1,2,3,9)	H65.11(1,2,3,9)	H65.11(4,7,9,7)	H65.19(4,7,9,7)	H65.09(1,2,3)			
Media, acute	H65.19(1,2,3,9)	H65.11(1,2,3,9)	H65.11(4,7,9,7)	H65.19(4,7,9,7)	H65.09(1,2,3)			
Nonsuppurative	H65.19(1,2,3,9)	H65.11(1,2,3,9)	H65.11(4,7,9,7)	H65.19(4,7,9,7)	H65.09(1,2,3)			
	Unspecified	Recurrent						
Supp w/ ear drum rupt	H66.01(1,2,3,9)	H66.01(4,7,9,7)						
Supp w/o ear drum rupt	H66.00(1,2,3,9)	H66.00(4,5,6,7)						
	Allergic	Excessive	Mixed	Perforation	Secret			
	H65.43(1,2,3,9)	H65.49(1,2,3,9)	H65.49(1,2,3,9)	H65.20(1,2,3)	H65.49(1,2,3,9)			
Media, chronic	H65.43(1,2,3,9)	H65.49(1,2,3,9)	H65.49(1,2,3,9)	H65.20(1,2,3)	H65.49(1,2,3,9)			
Nonsuppurative	H65.43(1,2,3,9)	H65.49(1,2,3,9)	H65.49(1,2,3,9)	H65.20(1,2,3)	H65.49(1,2,3,9)			
	Atrophic	Benign	Suppurative	Tubotympanic	Unspecified			
	H66.10(1,2,3)	H66.10(1,2,3)	H66.30(1,2,3,9)	H66.10(1,2,3)	H66.40(1,2,3)			
Suppurative	H66.10(1,2,3)	H66.10(1,2,3)	H66.30(1,2,3,9)	H66.10(1,2,3)	H66.40(1,2,3)			
	Acute	Chronic	Unspecified					
	H66.20(1,2,3)	H66.00(1,2,3)	H66.50(1,2,3)					
Unspecified	H66.20(1,2,3)	H66.00(1,2,3)	H66.50(1,2,3)					
Note: For codes H65- and H66.1- H66.9-, use an additional code to report any associated perforated tympanic membrane--see PERFORATION, tympanic membrane.								
5th or 6th character meanings as indicated: 1:right 2:left 3:bilateral 4, 7 or 9:unspecified								
OTOSCLEROSIS								
Coarse	General	Post-otitis, nondegenerative	Post-otitis, degenerative	Other	Unspecified			
H68.20(1,2,3)	H68.90(1,2,3)	H68.80(1,2,3)	H68.10(1,2,3)	H68.00(1,2,3)	H68.90(1,2,3)			
5th character meanings as indicated: 9:unspecified 1:right 2:left 3:bilateral								
PAIN								
Oropharynx	Ear	Face	Jaw	Larynx	Nose	Pharynx	Throat	Tongue
G96.1	H92.0(1,2,3,9)	R51	R64.84	R67.0	J34.89	J39.2	R07.9	K14.6
5th character meanings as indicated: 1:right 2:left 3:bilateral 9:unspecified								
PARALYSIS								
	Right-sided	Spasmodic	Unspecified					
<b>Throat</b>	R10.0	J19.2	J59.2					
	Bilateral	Unilateral	Unspecified					
<b>Vocal cords</b>	J38.02	J38.01	U8.00					
	Esophagus	Facial (Bell's)	Facial, congenital	Larynx	Pharynx			
<b>Other sites</b>	K22.8	G51.0	P11.3	J34.84	J39.2			

FIG. 9



PERFORATION							
Code	Acute	Chronic	Multiple	Total	Traumatic	Other perforated	Unspecified
Tympanic membrane	H72.00-1.2.1.1	H72.00-1.2.1.1	H72.01-1.2.1.1	H72.02-1.2.1.1	H72.03-1.2.1.1	H72.04-1.2.1.1	H72.05-1.2.1.1
	Eardrum	Palate	Pharynx	Septum	Stomach		
Congenital	---	Q15.9	---	U10.3	Q10.8		
Nontraumatic	K22.3	---	H92.2	H94.89	H94.89		
Note: For category H72, code first underlying otitis media -- see Otitis Media. For perforation of sinus due to sinusitis -- see Sinusitis.							
4th character meanings as indicated: 1 Right, 2 Left, 3 Bilateral, 9 Not specified							
5th character meanings as indicated: A Initial encounter, B Subsequent encounter, S Sequela							

PERICHONDritis			
Code	Acute	Chronic	Unspecified
Ear	H01.01-1.2.1.1	H01.02-1.2.1.1	H01.03-1.2.1.1
	Epithelial	Perichondrium	Unspecified
Larynx	A52.75	A01.89	B5.7
4th character meanings as indicated: 1 Right, 2 Left, 3 Bilateral, 9 Unspecified			

PHARYNGITIS							
Code	Acute	Chronic	Biphasic	Recurrent	Infected, chronic	Peritonsillar	Peritonsil
J02.9	J01.2	B94.2	J01.2	J01.2	J02.8	J02.9	
Suppurative	Suppurative	Suppurative	Suppurative	Suppurative	Other specified organ	Unspecified	
J02.8	J01.8	J02.0	J02.5	J02.8	J02.8	J01.9	
Note: For code J02.8, use additional code (B95-99) to identify the infectious agent, with influenza -- see Influenza.							

POLYP							
Code	Nasal, anterior	Nasal, posterior	Nasal cavity	Nasal septum	Paranasal	Stomach (nasal)	Unspecified
J33.9	J33.0	J33.0	J33.0	J33.0	J33.0	J33.8	J33.9
	Larynx	Larynx, edema	Other site	Pharynx	Vocal cord		
Other sites	J38.1	D14.1	H74.00-1.2.1.1	H92.2	J38.1		
4th character meanings as indicated: 9 Unspecified, 1 Right, 2 Left, 3 Bilateral							

REFLUX						
Code	Esophageal	Esophageal w/ laryngitis	Gastroesophageal	Acid reflux, esophageal	Unspecified	
K21.9	K21.9	K21.8	K21.9	P75.81		K21.9

RHINITIS							
Code	Allergic	Chronic	W/ Allergic Glandular	W/ Food allergy	W/ Pollen allergy	Recurrent	Infective
J00	J30.0	J31.0	J30.01	J30.5	J30.1	J31.0	J00
Perennial	Seasonal allergy	Suppurative	Obstructive	Vasomotor	Other allergy	Unspecified	
J31.0	J30.2	J31.0	J31.0	J30.5	J30.05	J30.7	
Note: For rhinitis with asthma -- see ASTHMA.							

SCREENING		
Code	Oral cavity	Respiratory
Z12.01	Z12.01	Z12.01

SALPINGITIS			
Code	Acute	Chronic	Unspecified
562.01-1.2.3.1	562.02-1.2.3.1	562.03-1.2.3.1	562.04-1.2.3.1
4th character meanings as indicated: 1 Right, 2 Left, 3 Bilateral, 9 Unspecified			

SIALODENTITIS, ANY GLAND			
Code	Acute, recurrent	Chronic	Unspecified
K11.01	K11.02	K11.03	K11.00

SIALOLITHIASIS							
Code	Acute	Chronic	Unspecified	Acute	Chronic	Unspecified	Unspecified
K81.1	K81.1	K81.1	K81.1	K81.1	K81.1	K81.1	K81.1

SINUSITIS							
Code	Acute	Chronic	Recurrent	Unspecified	Acute	Chronic	Unspecified
J01.00	J01.01	J01.02	J01.03	J01.04	J01.05	J01.06	J01.07
Acute	Recurrent	Chronic	Unspecified	Acute	Chronic	Unspecified	Unspecified
J01.01	J01.01	J01.01	J01.01	J01.01	J01.01	J01.01	J01.01
Chronic	J02.1	J02.2	J02.8	J02.4	J02.3	J02.8	J02.9
Note: Use an additional code to identify the infectious agent, such as Staphylococcus NOS (B95.8).							

FIG. 10



STENOSIS							
	Congenital	d/t Inflow/Infection	d/t Trauma	Post procedural	Other	Unspecified	
Ear canal, external	G16.1	H91.32(1,2,3,9)	H91.31(1,2,3,9)	H90.11(1,2,17)	H61.19(1,2,3,9)	H61.39(1,2,19)	
	NER	Obstrc	Subglottic	Supraglottic			
Larynx	J96.4	J96.5	J96.5	A52.71			
Congenital	Q31.8	---	Q31.1	A58.34, 399			
Post procedural	---	---	J96.3	---			
	Congenital	Syphilitic	Tuberculous	Unspecified			
Trachea	Q32.1	A52.73	A15.5	J96.2			
	Other	Kasab-Baxsi	Salivary duct/strand cysts				
Other sites	J14.89	H04.55(1,2,17)	K11.8				
Congenital	Q38.8	Q18.5	---				
d/t character meanings as indicated: 1 right, 2 left, 3 bilateral, 9 unspecified							
SYMPTOMS							
Bronchospasm	J96.81						
Cough	R06						
Maltrials	R19.0						
	Respiratory	Psychogenic	Unspecified				
Dizziness/vertigo	F45.89	F45.8	R42				
	Orthostatic	Short of breath	Other	Unspecified			
Dyspnea	R06.01	R06.02	R06.09	R06.81			
	Acute exhalation	Asthenic	Benign paroxysmal	Chronic superficial	Chronic superficial	Chronic superficial	
	K14.3	K14.4	K14.1	K14.5	K14.0	K14.0	
	Gangrenous	Nonobstr	Infectious/soreness	Median rhomboid	Polypoid		
	K14.0	I51.0	K14.0	K14.2	E52		
	Acute	Chronic					
Hemoptysis	R04.2	R26.9					
	Chronic	Combat	General	Rest	Staccato	Psychogenic	Other
Fatigue	R53.82	F43.8	F53.82	R67.8X(A,D,S)	M62.80	F48.8	R53.83
Malaise, unspecified	R53.01						
Mouth breathing	R06.5						
Otorrhagia	H92.20(1,2,3)						
Postnasal drip	R04.12						
	Congenital malformations	Masses					
Ranula, salivary gland	Q18.4	K11.6					
Resp cond d/t smoke inhal	---	J98.5					
Rhinorrh	---	J34.89					
	Congenital	Acute					
Stridor, laryngeal	P21.19	R06.1					
Tongue tie, ankyloglossia	Q38.1	---					
Wheezing	---	R06.2					
d/t character meanings as indicated: 1 right, 2 left, 3 bilateral, 9 unspecified							
d/t character meanings as indicated: A initial encounter, D subsequent encounter, S sequela							
TINNITUS							
	Acute	Chronic	Subjective				
	H93.1(1,2,3,9)	H93.11(1,2,3,9)	H93.11(1,2,1,9)				
d/t character meanings as indicated: 1 right, 2 left, 3 bilateral, 9 unspecified							
TONSILLITIS							
	Acute	Chronic	Streptococcal	Strep	Other streptococcal	Unspecified	
Acute	J03.00	J03.00	J03.00	J03.00	J03.00	J03.00	
Recurrent	J03.91	J03.81	J03.81	J03.91	J03.81	J03.91	
	Acute	Chronic	Streptococcal	Strep			
Chronic	J03.81	J03.83	J03.83	J03.83			
Note: For codes J03.80 and J03.81, add 6th character to describe the infectious agent, such as adenovirus (B07.8), coronavirus (B07.25), MRSA (B35.51) or HSV (B07.1).							

FIG. 11



VERTIGO						
	Nasal	Benign paroxysmal	Central origin	Malignant	Neurotic	Other problems
W/o vestibular function	H81.311(1,2,3,5)	H81.32(1,2,3)	H81.4(1,2,3,5)	H81.41(2,3,4)	H81.2(1,2,3)	H81.3(1,2,3,5)
5th character meanings as indicated: 1:right 2:left 3:bilateral 4:or 5:unspecified						
WOUND, OPEN						
	Site	Location of FF	Location w/o FF	Position of FF	Position w/o FF	Specified
Eardrum, w/o compl	S81.33(1,2,3)(A,D,S)	S81.32(1,2,3)(A,D,S)	S81.31(1,2,3)(A,D,S)	S81.34(1,2,3)(A,D,S)	S81.33(1,2,3)(A,D,S)	S81.30(1,2,3)(A,D,S)
Lip, w/o complication	S81.55(A,D,S)	S81.57(A,D,S)	S81.51(A,D,S)	S81.54(A,D,S)	S81.53(A,D,S)	S81.50(A,D,S)
Nose	S81.25(A,D,S)	S81.22(A,D,S)	S81.21(A,D,S)	S81.24(A,D,S)	S81.23(A,D,S)	S81.20(A,D,S)
Oral cavity	S81.53(A,D,S)	S81.52(A,D,S)	S81.52(A,D,S)	S81.54(A,D,S)	S81.53(A,D,S)	S81.50(A,D,S)
6th character meanings as indicated: 1:right 2:left 3:bilateral						
7th character meanings as indicated: 4: initial encounter 5: subsequent encounter 6: acute						
GENERAL MEDICAL						
ABNORMAL TEST RESULTS						
	Auditory function	Other function studies ear/other special senses	Other perception	Vestibular function study		
	H94.1-8	H94.1-3	H93.2(1,2,3,5)	H94.1-3		
6th character meanings as indicated: 1:right 2:left 3:bilateral 4:unspecified						
ENCOUNTER FOR						
	Treatment					
Attention to	Z4.1-6					
Change/removal	Drugs	Non-surgical dressing	Surgical dressing	Suture/staples		
	Z48.81	Z48.80	Z48.01	Z48.01		
Examination for	After completed treatment for condition other than malignancy		Completed treatment for malignancy		FF surgery trauma/injury	
	Z01.1-9		Z01.1-9		Z01.1-9	
Follow-up	Post procedure wound device		Surgery, respiratory system		Surgery, sense organs	
	Z46.1		Z46.81-3		Z46.81-3	
Hearing	Following failed exam		w/ abnormal find		w/ other abnormal find	
	Z01.11-9		Z01.18		Z01.18	
Note: For code Z01.118, use additional code(s) to identify abnormal findings.						
Exposure to	Agent known		Agent		Other hazardous chemicals	
	Z77.1-21		Z77.1-20		Z77.21	
Fitting & adjustment	Bone conduction device		Cochlear device		Hearing aid	
	Z45.32-9		Z45.321		Z46.1	
Preprocedural	Z01.81-9					

FIG. 12