



US00D746920S

(12) **United States Design Patent**
Hart

(10) **Patent No.:** **US D746,920 S**
(45) **Date of Patent:** **** *Jan. 5, 2016**

(54) **CODING MATRIX TOOL**

(71) Applicant: **Optum, Inc.**, Minnetonka, MN (US)

(72) Inventor: **Anita C. Hart**, White Stone, VA (US)

(73) Assignee: **OPTUM, INC.**, Minnetonka, MN (US)

(*) Notice: This patent is subject to a terminal disclaimer.

(**) Term: **14 Years**

(21) Appl. No.: **29/511,169**

(22) Filed: **Dec. 8, 2014**

(51) **LOC (10) Cl.** **19-01**

(52) **U.S. Cl.**
USPC **D19/1**

(58) **Field of Classification Search**

USPC D19/1-12, 20-34; 206/449, 232, 495.5, 206/494; 40/124.01-124.15, 672, 776, 726; 229/72, 92, 92.1, 300-303, 87.06, 229/87.08, 87.14; 281/2-5, 16, 22, 51; 705/3; 283/2-3, 115, 900, 74-75, 103, 283/105-106; 428/42.3; D9/703, 707, 709, D9/713, 424, 414, 720, 418, 416; 426/106; 222/92, 107; 383/127, 106-108, 901, 383/200, 203, 207, 210; D20/10, 22, 40, D20/42, 11; D3/303, 203.1
CPC .. B42D 15/022; B42D 15/042; B42D 15/045; B42D 15/027; B42D 15/08; B42D 25/00; B42D 25/20; B42D 25/23; B42D 25/26; B42D 25/29; B42D 25/30; B42D 25/40; B42D 2033/20; B42D 2033/30; B42D 2033/02; B42D 2033/04; B42D 2033/08; B42D 2033/10; B42D 2033/16; B42D 2033/18; B42D 2033/28

See application file for complete search history.

(56) **References Cited**

U.S. PATENT DOCUMENTS

D400,919 S 11/1998 Pickel
D414,574 S 9/1999 Chen

(Continued)

Primary Examiner — Caron D Veynar

Assistant Examiner — Abraham Bahta

(74) *Attorney, Agent, or Firm* — Dorsey & Whitney LLP

(57) **CLAIM**

The ornamental design for a coding matrix tool, as shown and described.

DESCRIPTION

A portion of the disclosure of this patent document contains material to which a claim for copyright is made. The copyright owner has no objection to the facsimile reproduction by anyone of the patent document or the patent disclosure, as it appears in the Patent and Trademark Office patent file or records, but reserves all other copyright rights whatsoever.

FIG. 1 is a first perspective view of a coding matrix tool in unfolded configuration showing my new design;

FIG. 2 is a second perspective view thereof;

FIG. 3 is an elevation view of a first matrix sheet or panel thereof;

FIG. 4 is an elevation view of a second matrix sheet or panel thereof;

FIG. 5 is an elevation view of a third matrix sheet or panel thereof;

FIG. 6 is an elevation view of a fourth matrix sheet or panel thereof;

FIG. 7 is an elevation view of a fifth matrix sheet or panel thereof;

FIG. 8 is an elevation view of a sixth matrix sheet or panel thereof;

FIG. 9 is an elevation view of a seventh matrix sheet or panel thereof;

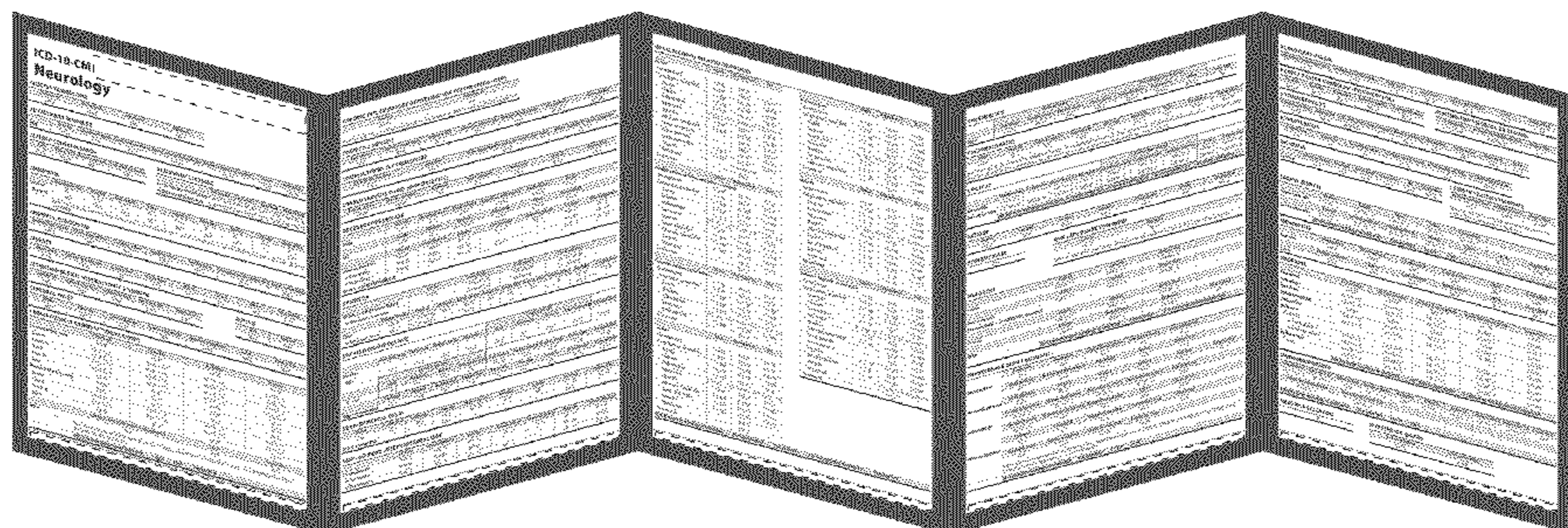
FIG. 10 is an elevation view of an eighth matrix sheet or panel thereof;

FIG. 11 is an elevation view of a ninth matrix sheet or panel thereof; and,

FIG. 12 is an elevation view of a tenth matrix sheet or panel thereof.

The broken lines in the figures represent portions of the coding matrix tool which are not part of the claimed design.

1 Claim, 12 Drawing Sheets



(56)

References Cited

U.S. PATENT DOCUMENTS

D432,570 S 10/2000 Donaldson
D555,724 S 11/2007 Brodie
D600,746 S 9/2009 Kudimi
D602,167 S 10/2009 Coyne, III et al.

D650,009 S 12/2011 Tetrault
D662,976 S 7/2012 Tetrault
D664,195 S 7/2012 Rosenthal et al.
D677,329 S 3/2013 Rosenthal et al.
D686,660 S 7/2013 Wang
D687,486 S * 8/2013 Worthington et al. D19/1
D719,213 S 12/2014 Hart
* cited by examiner

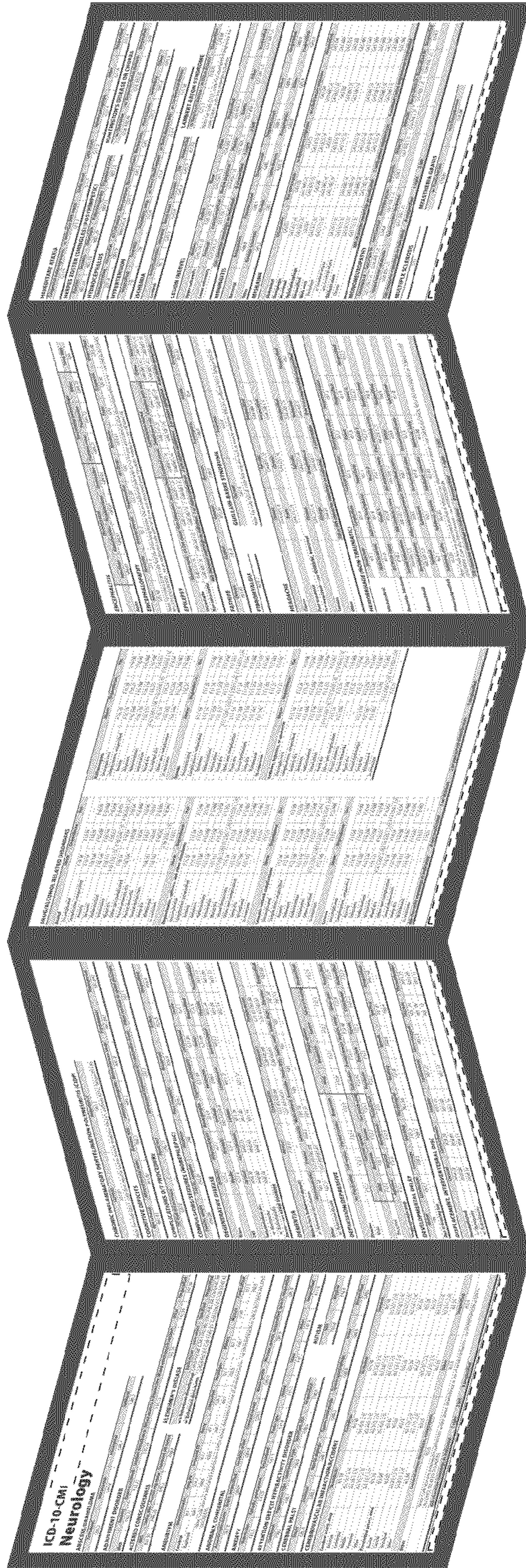


FIG. 1

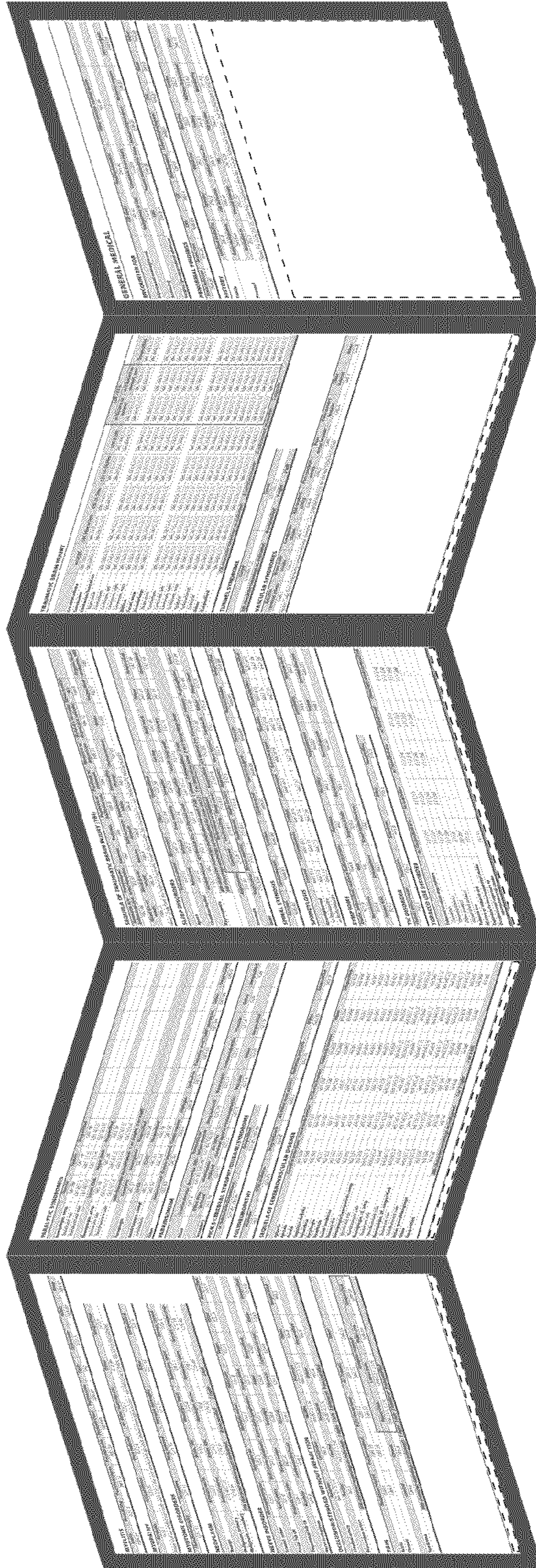


FIG. 2

ICD-10-CM Neurology

ABSCESS/GRANULOMA

Extradural	Intracranial	Intraspinal	Subdural
G06.2	G06.0	G06.1	G06.2

ADJUSTMENT DISORDER

	Anxiety	Depressed mood	Conduct disturbance	Mixed anxiety & depression	Mixed emotional & conduct	Other	Unspecified
With	F43.22	F43.21	F43.24	F43.23	F43.25	F43.29	F43.20

ALTERED CONSCIOUSNESS

AMS	Coma, NOS	Persist veg state	Transient alt aware
R41.82	R40.20	R40.3	R40.4

ALZHEIMER'S DISEASE

	Early onset	Late onset	Specified	Unspecified
w/o Behavioral disturb/unspe	G30.0/F02.80	G30.1/F02.80	G30.8/F02.80	G30.9/F02.80
w/ Behavioral disturbance	G30.0/F02.81	G30.1/F02.81	G30.8/F02.81	G30.9/F02.81

ANEURYSM

	Arteriosclerotic	Cong AV	Acquired AV	Berry	Congenital	Meninges	Miliary	Mycotic	Unspecified
Cerebral	I67.1	Q28.2	I67.1	I67.1	Q28.3	I67.1	I67.1	I33.0	I67.1
Ruptured	I60.9	I60.8	I60.8	I60.7	I60.7	I60.8	I60.7	---	I60.9

Note: Code also any associated hypertension and/or abuse, dependence or use of alcohol/tobacco—see HYPERTENSION or DRUG/ALCOHOL RELATED DISORDERS.

ANOMALY, CONGENITAL

Acoustic/optic nerve	Brain, unspecified	Cerebral, other	Cerebral vessel	Meningocele	Nervous system, unspecified	Spinal, unspecified
Q07.8	Q04.9	Q04.8	Q28.3	Q05.9	Q07.9	Q06.9

ANXIETY

Depression	Episodic, paroxysmal	Generalized	Panic type	Mixed	State	Other	Unspecified
F41.8	F41.0	F41.1	F41.0	F41.3	F41.1	F41.8	F41.9

ATTENTION DEFICIT HYPERACTIVITY DISORDER

Combined	Hyperactive type	Inattentive type	Specified, NEC	Unspecified
F90.2	F90.1	F90.0	F90.8	F90.9

AUTISM

NOS	Atypical
F84.0	F84.9

CEREBRAL PALSY

Ataxic	Athetoid	Spastic diplegic	Spastic hemiplegia	Spastic quadriplegic	Other	Unspecified
G80.4	G80.3	G80.1	G80.2	G80.0	G80.8	G80.9

CEREBROVASCULAR INFARCTION/ACCIDENT

	Thrombosis	Embolism	Occlusion	Stenosis
Cerebral artery, unsp	I63.30	I63.40	I63.50	I63.50
Anterior	I63.32[1,2,9]	I63.42[1,2,9]	I63.52[1,2,9]	I63.52[1,2,9]
Cerebellar	I63.34[1,2,9]	I63.44[1,2,9]	I63.54[1,2,9]	I63.54[1,2,9]
Middle	I63.31[1,2,9]	I63.41[1,2,9]	I63.51[1,2,9]	I63.51[1,2,9]
Posterior	I63.33[1,2,9]	I63.43[1,2,9]	I63.53[1,2,9]	I63.53[1,2,9]
Other	I63.39	I63.49	I63.59	I63.59
Precerebral artery, unsp	I63.00	I63.10	I63.20	I63.20
Basilar	I63.02	I63.12	I63.22	I63.22
Carotid	I63.03[1,2,9]	I63.13[1,2,9]	I63.23[1,2,9]	I63.23[1,2,9]
Vertebral	I63.01[1,2,9]	I63.11[1,2,9]	I63.21[1,2,9]	I63.21[1,2,9]
Other	I63.09	I63.19	I63.29	I63.29
	Cerebral venous thrombosis, nonpyogenic		Other	Unspecified
Other	I63.6		I63.8	I63.9

Note: Code also any associated hypertension and/or abuse, dependence or use of alcohol/tobacco—see HYPERTENSION or DRUG/ALCOHOL RELATED DISORDERS.

6th character meanings as indicated: 1 right 2 left 9 unspecified

FIG. 3

CHRONIC INFLAMMATORY DEMYELINATION POLYNEURITIS (CIDP)										
Current				Sequelae of						
G61.81				G65.1						
Note: For code G65.1, code first sequela such as muscle weakness M62.81, areflexia R29.2, fatigue R53.83.										
COGNITIVE DEFICITS										
Age-related	Altered mental state	Amnesia NOS	Amnesia, retrograde	Disorientation, unsp	Psychomotor	Visuospatial				
R41.81	R41.82	R41.3	R41.2	R41.0	R41.843	R41.842				
COMPLICATIONS D/T PROCEDURE										
CSF leak d/t puncture		Dural tear		Intracranial hypotension d/t ventricular shunt		Other reaction to spinal puncture				
G97.0		G96.11		G97.2		G97.1				
CONVULSIONS/SEIZURES (NONEPILEPTIC)										
Febrile, simple	Febrile, complex	Newborn	Post-traumatic	Recurrent	Reflex	Unspecified				
R56.00	R56.01	P90	R56.1	R56.9	R25.8	R56.9				
DEGENERATIVE DISEASE										
	Alcoholic	Atherosclerosis	Basal ganglia	Cognitive, mild impar	Corticobasal	Senile				
Brain	G31.2	I67.2	G23.9	G31.84	G31.85	G31.1				
	Myelin	Alcoholic	Amyloid	Autonomic	Other	Unspecified				
CNS	G37.9	G31.2	E85.4/G99.8	G90.9	G31.89	G31.9				
Intervertebral disc	Cervical	Cervicothoracic	Lumbar	Lumbosacral	Sacrococcygeal	Thoracic	Thoracolumbar			
M50.30	M50.30	M50.33	M51.36	M51.37	M53.3	M51.34	M51.35			
w/ Myelopathy	M50.00	M50.03	M51.06	---	---	M51.04	M51.05			
w/ Radiculopathy	M50.10	M50.13	M51.16	M51.17	---	M51.14	M51.15			
Nerves—see NERVE DISORDER										
DEMENTIA										
With/in (w/o behavioral disturb)		Alcohol	Lewy bodies		Parkinson's	Parkinsonism				
F10.97		F10.97	G31.83/F02.80		G20/F02.80	G31.83/F02.80				
w/ Behavioral disturbances		---	G31.83/F02.81		G20/F02.81	G31.83/F02.81				
	Arteriosclerotic	Frontal	Infantile	Multi-infarct	Presentile	Senile NOS	Senile, conf	Senile, depr	Vascular	Unspecified
Other	F01.50	G31.09/F02.80	F84.3	F01.50	F03	F03	F05	F03	F01.50	F03.90
w/ Behavioral disturb	F01.51	G31.09/F02.81	---	F01.51	---	---	---	---	F01.51	---
DEPRESSION/DEPRESSIVE										
Disorder	w/ Psych symp	Full remiss	Partial remiss	Recurrent	Single episode					
					Mild	Moderate	Severe	Sev psych symp	Unspecified	
Major	F32.3	F32.5	F32.4	F33.9	F32.0	F32.1	F32.2	F32.3	F32.9	
Recurrent	Current episode				Full remiss	Partial remiss	Remiss, unsp	Other spec	Unspecified	
	Mild	Moderate	Severe	Sev psych symp						
F33.0	F33.0	F33.1	F33.2	F33.3	F33.42	F33.41	F33.40	F33.8	F33.9	
Single episode/unsp	Agitated	Atypical	Menopausal	Postpartum	Psychotic	Reactive	Severe	Situational	Unspecified	
F32.2	F32.2	F32.8	F32.8	F53	F32.3	F32.3	F32.2	F43.21	F32.9	
DEVELOPMENTAL DELAY										
	Global	Intellectual	Language	Learning	Physiological	Reading	Speech	Spelling	Unspecified	
F88	F81.9	F80.9	F81.9	R62.50	F81.0	F80.9	F81.01	F81.01	R62.50	
Due to hearing loss	---	---	F80.4	---	---	---	F80.4	F80.4	---	
DISPLACEMENT, INTERVERTEBRAL DISC										
	Cervical	Cervicothoracic	Lumbar	Lumbosacral	Sacrococcygeal	Thoracic	Thoracolumbar			
Uncomplicated	M50.20	M50.20	M51.26	M51.27	M53.3	M51.24	M51.25			
w/ Myelopathy	M50.00	M50.03	M51.06	---	---	M51.04	M51.05			
w/ Radiculopathy	M50.10	M50.13	M51.16	M51.17	---	M51.14	M51.15			

FIG. 4

DRUG/ALCOHOL RELATED DISORDERS			
	Abuse	Dependence	Use
Alcohol			
Uncomplicated	F10.10	F10.20	—
Complication, unspecified	F10.19	F10.29	F10.99
Anxiety	F10.180	F10.280	F10.980
Delusion	F10.150	F10.250	F10.950
Hallucinations	F10.151	F10.251	F10.951
Intoxication	F10.12[0,1,9]	F10.22[0,1,9]	F10.92[0,1,9]
Mood d/o	F10.14	F10.24	F10.94
Other spec complicated	F10.188	F10.288	F10.988
Persist amnestic d/o	—	F10.26	F10.96
Persist dementia	—	F10.27	F10.97
Sexual dysfunction	F10.181	F10.281	F10.981
Sleep d/o	F10.182	F10.282	F10.982
Withdrawal	—	F10.23[0,1,2,9]	—
In remission	—	F10.21	—
	Abuse	Dependence	Use
Amphetamine, caffeine, and other stimulants			
Uncomplicated	F15.10	F15.20	F15.90
Complication, unspecified	F15.19	F15.29	F15.99
Anxiety	F15.180	F15.280	F15.980
Delusions	F15.150	F15.250	F15.950
Hallucinations	F15.151	F15.251	F15.951
Intoxication	F15.12[0,1,2,9]	F15.22[0,1,2,9]	F15.92[0,1,2,9]
Mood d/o	F15.14	F15.24	F15.94
Sexual dysfunction	F15.181	F15.281	F15.981
Other spec complication	F15.188	F15.288	F15.988
Sleep d/o	F15.182	F15.282	F15.982
Withdrawal	—	F15.23	F15.93
In remission	—	F15.21	—
	Abuse	Dependence	Use
Cannabis induced complications			
Uncomplicated	F12.10	F12.20	F12.90
Complication, unspecified	F12.19	F12.29	F12.99
Anxiety	F12.180	F12.280	F12.980
Delusions	F12.150	F12.250	F12.950
Hallucinations	F12.151	F12.251	F12.951
Intoxication	F12.12[0,1,2,9]	F12.22[0,1,2,9]	F12.92[0,1,2,9]
Other specified	F12.188	F12.288	F12.988
In remission	—	F12.21	—
	Abuse	Dependence	Use
Cocaine			
Uncomplicated	F14.10	F14.20	F14.90
Complications, unspecified	F14.19	F14.29	F14.99
Anxiety	F14.180	F14.280	F14.980
Delusions	F14.150	F14.250	F14.950
Hallucinations	F14.151	F14.251	F14.951
Intoxication	F14.12[0,1,2,9]	F14.22[0,1,2,9]	F14.92[0,1,2,9]
Mood d/o	F14.14	F14.24	F14.94
Other spec complication	F14.188	F14.288	F14.988
Sexual dysfunction	F14.181	F14.281	F14.981
Sleep d/o	F14.182	F14.282	F14.982
Withdrawal	—	F14.23	—
In remission	—	F14.21	—
	Abuse	Dependence	Use
Hallucinogens			
Uncomplicated	F16.10	F16.20	F16.90
Complications, unspecified	F16.19	F16.29	F16.99
Anxiety	F16.180	F16.280	F16.980
Delusions	F16.150	F16.250	F16.950
Hallucinations	F16.151	F16.251	F16.951
Intoxication	F16.12[0,1,2,9]	F16.22[0,1,2,9]	F16.92[0,1,2,9]
Mood d/o	F16.14	F16.24	F16.94
Perception d/o	F16.183	F16.283	F16.983
Other spec complication	F16.188	F16.288	F16.988
In remission	—	F16.21	—
	Abuse	Dependence	Use
Opioids			
Uncomplicated	F11.10	F11.20	F11.90
Complications, unspecified	F11.19	F11.29	F11.99
Delusions	F11.150	F11.250	F11.950
Hallucinations	F11.151	F11.251	F11.951
Intoxication	F11.12[0,1,2,9]	F11.22[0,1,2,9]	F11.92[0,1,2,9]
Mood d/o	F11.14	F11.24	F11.94
Other spec complication	F11.188	F11.288	F11.988
Psych d/o	F11.159	F11.259	F11.959
Sexual dysfunction	F11.181	F11.281	F11.981
Sleep d/o	F11.182	F11.282	F11.982
Withdrawal	—	F11.23	F11.93
In remission	—	F11.21	—
	Abuse	Dependence	Use
Sedative, hypnotic, or anxiolytic			
Uncomplicated	F13.10	F13.20	F13.90
Complications, unspecified	F13.19	F13.29	F13.99
Anxiety d/o	F13.180	F13.280	F13.980
Delusions	F13.150	F13.250	F13.950
Hallucinations	F13.151	F13.251	F13.951
Intoxication	F13.12[0,1,9]	F13.22[0,1,9]	F13.92[0,1,9]
Mood d/o	F13.14	F13.24	F13.94
Other spec complication	F13.188	F13.288	F13.988
Persist amnestic	—	F13.26	F13.96
Persist dementia	—	F13.27	F13.97
Psych d/o	F13.159	F13.259	F13.959
Sexual dysfunction	F13.181	F13.281	F13.981
Sleep d/o	F13.182	F13.282	F13.982
Withdrawal	—	F13.23[0,1,2,9]	F13.93[0,1,2,9]
In remission	—	F13.21	—
<i>6th character meanings as indicated: 0 uncomplicated 1 w/ delirium 2 w/ perceptual disturbances 9 unspecified</i>			

FIG. 5

ENCEPHALITIS								
Acute	Disseminated				Necrotizing hemorrhagic			Viral, NOS
	Infectious	Noninfectious	Postinfectious	Postvaccine	Postinfectious	Postvaccine	Other	
	G04.01	G04.81	G04.01	G04.02	G04.31	G04.32	G04.39	A86

ENCEPHALOPATHY								
Acute	Alcoholic	Arteriosclerotic	Degenerative	d/t Drugs	Metabolic	Toxic	Traumatic	Unspecified
G93.40	G31.2	I67.2	G32.89	G92	G93.41	G92	F07.81	G93.40

Note: For code G32.89, code first the underlying disease. Use an additional code with G31.2 for any associated alcohol abuse/dependence/use—see DRUG/ALCOHOL RELATED DISORDERS. Use an additional code with F07.81 for any associated post-traumatic headache—see HEADACHE.

EPILEPSY									
Intractable	Absence synd	d/t Ext cause	Gen idiopathic	Juv myoclon	Localization related			Other	Unspecified
					Localized onset	Simple part seiz	Complex part seiz		
	G40.A1[1,9]	—	G40.31[1,9]	G40.B1[1,9]	G40.01[1,9]	G40.11[1,9]	G40.21[1,9]	G40.80[3,4]	G40.91[1,9]
Non-intractable	G40.A0[1,9]	G40.50[1,9]	G40.30[1,9]	G40.B0[1,9]	G40.00[1,9]	G40.10[1,9]	G40.20[1,9]	G40.80[1,2]	G40.90[1,9]

6th character meanings as indicated: 1 w/ status epilepticus 2 w/o status epilepticus 3 w/ status epilepticus 4 w/o status epilepticus

FATIGUE						
Chronic	Combat	General	Nervous	Psychogenic	Senile	Unspecified
R53.82	F43.0	R53.83	F48.8	F48.8	R54	R53.83

FIBROMYALGIA	GUILLAIN-BARRE SYNDROME
M79.7	Current G61.0
	Sequelae G65.0

Note: For code G65.0, code first sequela such as muscle weakness M62.81, areflexia R29.2, fatigue R53.83.

HEADACHE				
Cluster	Chronic	Episodic	Unspecified	
		G44.02[1,9]	G44.01[1,9]	G44.00[1,9]
	Acute	Chronic	Unspecified	
Post-traumatic	G44.31[1,9]	G44.32[1,9]	G44.30[1,9]	
Pre-menstrual—see MIGRAINE, Menstrual				
	Chronic	Episodic	Unspecified	
Tension	G44.22[1,9]	G44.21[1,9]	G44.20[1,9]	
	Allergic	Drug induced	Rebound	Unspecified
Other	G44.89	G44.4[0,1]	G44.4[0,1]	R51

5th or 6th character meanings as indicated: 1 intractable 0 or 9 not intractable/unspecified

HEMORRHAGE (NON-TRAUMATIC)						
Intracerebral	Brainstem	Corebellum	Cortical hemisphere	Hemisphere unsp	Intraventricular	
		I61.3	I61.4	I61.1	I61.2	I61.5
	Multi localized	Subcortical hemisphere	Superficial	Other	Unspecified	
	I61.6	I61.0	I61.1	I61.8	I61.9	
Neonatal, intraven	d/t Birth injury	Grade 1	Grade 2	Grade 3	Grade 4	Unspecified
	P10.2	P52.0	P52.1	P52.21	P52.22	P52.3
Subarachnoid	Carotid bifurcation	Mid cerebral artery	Ant commun artery	Post commun artery	Basilar artery	
	I60.0[0,1,2]	I60.1[0,1,2]	I60.2[0,1,2]	I60.3[0,1,2]	I60.4	
	Vertebral artery	Other intracran arteries	Unspecified arteries	Other	Unspecified	
	I60.5[0,1,2]	I60.6	I60.7	I60.8	I60.9	
Other/unspecified	Epidural	Extradural	Intracerebral other	Intracerebral unsp	Subcortical	
	I62.1	I62.1	I61.8	I61.9	I61.0	
	Subdural, acute	Subdural, chronic	Subdural, subacute	Subdural, unsp		
	I62.01	I62.03	I62.02	I62.00		

Note: Code also any associated alcohol or tobacco use, dependence or abuse—see DRUG/ALCOHOL RELATED DISORDERS or TOBACCO USE DISORDER. Code also hypertension—see HYPERTENSION.

5th character meanings as indicated: 0 unspecified 1 right 2 left

FIG. 6

HEREDITARY ATAXIA						
Congenital nonprogressive	w/ Defective DNA repair	Early onset	Late onset	Spastic paraplegia	Other	Unspecified
G11.0	G11.3	G11.1	G11.2	G11.4	G11.8	G11.9

HERPES ZOSTER (SHINGLES) (POSTHERPETIC)					HUNTINGTON'S DISEASE OR CHOREA		
Myelitis	Neuritis	Neuralgia	Polyneuropathy	Trigeminal neuro	w/ Dementia	w/ Dementia/behav disturb	Unspecified
B02.24	B02.29	B02.29	B02.23	B02.22	G10, F02.80	G10, F02.81	G10

HYDROCEPHALUS								
Communicating	Congenital	d/t Infection	Non-commun	Normal pressure	Obstruction	Post-trauma	Secondary	Other
G91.0	Q03.9	B89/G91.4	G91.1	G91.2	G91.1	G91.3	G91.4	G91.8

HYPERTENSION						
Unspecified	Essential	Secondary, unsp	w/ Heart involvement	w/ Renal disease NOS	w/ Cardiorenal disease	
I10	I10	I15.9	I11.9	I12.9	I13.10	

ISCHEMIA							LAMBERT-EATON SYNDROME		
Cerebral	Arteriosclerotic	Intermit	Recur focal	Transient	TIA	Unspecified	in Neoplastic disease	in Other disease	Unspecified
	I67.2	G45.9	G45.8	G45.9	G45.9	I67.82	G73.1	G70.81	G70.80

Note: For code G73.1, code first associated malignancy. For code G70.81, code first underlying disease.

LESION (NERVE)							
	Median	Radial	Ulnar	Other	Unspecified		
Upper extremity	G56.1[0,1,2]	G56.3[0,1,2]	G56.2[0,1,2]	G56.8[0,1,2]	G56.9[0,1,2]		
	Femoral	Lateral popliteal	Medial popliteal	Plantar	Sciatic	Other	Unspecified
Lower extremity	G57.2[0,1,2]	G57.3[0,1,2]	G57.4[0,1,2]	G57.6[0,1,2]	G57.0[0,1,2]	G57.8[0,1,2]	G57.9[0,1,2]

5th character meanings as indicated: 0 unspecified 1 right 2 left

MENINGITIS						
Bacterial	Hemophilus	Pneumococcal	Streptococcal	Staphylococcal	Other	Unspecified
	G00.0	G00.1	G00.2	G00.3	G00.8	G00.9
Other	Benign recurrent	Chronic	Lyme disease	Nonpyogenic	Other	Unspecified
	G03.2	G03.1	A69.21	G03.0	G03.8	G03.9

MIGRAINE						
	Intractable	Not intractable	w/ Refractory migraine	w/o Refractory migraine	Unspecified	
Abdominal	G43.D1	G43.D0	G43.D1	G43.D0	G43.D0	
Hemiplegic	G43.41[1,9]	G43.40[1,9]	G43.41[1,9]	G43.40[1,9]	G43.409	
Menstrual	G43.83[1,9]	G43.82[1,9]	G43.83[1,9]	G43.82[1,9]	G43.829	
Ophthalmoplegic	G43.B1	G43.B0	G43.B1	G43.B0	G43.B0	
Unspecified	G43.91[1,9]	G43.90[1,9]	G43.91[1,9]	G43.90[1,9]	G43.909	
With aura	G43.11[1,9]	G43.10[1,9]	G43.11[1,9]	G43.10[1,9]	G43.109	
Persistent	---	---	---	---	G43.509	
w/ Cerebral infarct	G43.61[1,9]	G43.60[1,9]	G43.61[1,9]	G43.60[1,9]	G43.609	
w/o Cerebral infarct	G43.51[1,9]	G43.50[1,9]	G43.51[1,9]	G43.50[1,9]	G43.509	
Without aura	G43.01[1,9]	G43.00[1,9]	G43.01[1,9]	G43.00[1,9]	G43.009	
Chronic	G43.71[1,9]	G43.70[1,9]	G43.71[1,9]	G43.70[1,9]	G43.709	

6th character meanings as indicated: 1 with status migrainosus 9 without status migrainosus/unspecified

MONONEUROPATHY									
Causalgia LE	Causalgia UE	Intercoastal	Meralgia parea	Multiplex	Other LE	Other UE	Unspecified LE	Unspecified UE	Unspecified
G57.7[0,1,2]	G56.4[0,1,2]	G58.0	G57.1[0,1,2]	G58.7	G57.8[0,1,2]	G56.8[0,1,2]	G57.9[0,1,2]	G56.9[0,1,2]	G58.9
Carpal tunnel syndrome		Tarsal tunnel syndrome							
G56.0[0,1,2]		G57.5[0,1,2]							

5th character meanings as indicated: 0 unspecified 1 right 2 left

MULTIPLE SCLEROSIS		MYASTHENIA GRAVIS	
G35		w/ Exacerbation	w/o Exacerbation
		G70.01	G70.00

FIG. 7

MYELITIS

Acute	Necrotizing	Postchickenpox	Postherpetic	Postinfectious	Postvaccine	Toxic	Transverse	Other	Unsp
G04.91	G37.4	B01.12	B02.24	G04.89	G04.89	G92	G37.3	G04.89	G04.91

MYOPATHY

Alcoholic	Critical illness	Drug induced	d/t Other toxic agents	Other	Unspecified
G72.1	G72.81	G72.0	G72.2	G72.89	G72.9

Note: Use an additional code with G72.1 for any associated alcohol abuse/dependence/use—see DRUG/ALCOHOL RELATED DISORDERS.

MYOTONIC DISORDERS

Chondrodystrophy	Congenita	Drug induced	Muscular dystrophy	Other	Unspecified
G71.13	G71.12	G71.14	G71.11	G71.19	G71.9

NEOPLASM

	Acoustic nerve	Brain, NEC	Meninges, brain	Meninges, spine	Nerves, cranial
Benign	D33.3	D33.2	D32.0	D32.1	D33.3
	Acoustic nerve	Brain, NEC	Meninges, brain	Meninges, spine	Nerves, cranial unsp
Malignant, primary	C72.4[0,1,2]	C71.9	C70.0	C70.1	C72.59
Malignant, secondary	C79.49	C79.31	C79.32	C79.49	C79.49
<i>5th character meanings as indicated: 0 unspecified 1 right 2 left</i>					

NERVE DISORDER

	Glossopharyngeal	Hypoglossal	Multiple nerves	Olfactory	Vagus	Other	Unspecified
Cranial, other	G52.1	G52.3	G52.7	G52.0	G52.2	G52.8	G52.9
	Bell's palsy	Bell's palsy (newborn)	Geniculate ganglionitis	Unspecified			
Facial 7th CN	G51.0	P11.3	G51.1	G51.9			
	Atypical face pain	Herpes zoster	Neuralgia	Other	Unspecified		
Trigeminal 5th CN	G50.1	B02.22	G50.0	G50.8	G50.9		
	Brachial	Lumbosacral plexus	Cervical	Thoracic	Lumbosacral root	Other	Unspecified
Nerve root/plexus	G54.0	G54.1	G54.2	G54.3	G54.4	G54.8	G54.9

OCCCLUSION/STENOSIS WITHOUT INFARCTION

	Anterior	Cerebellar	Middle	Posterior	Other	Unspecified
Cerebral artery	I66.1[1,2,3,9]	I66.3	I66.0[1,2,3,9]	I66.2[1,2,3,9]	I66.8	I66.9
	Basilar	Carotid	Vertebral	Other	Unspecified	
Precerebral artery	I65.1	I65.2[1,2,3,9]	I65.0[1,2,3,9]	I65.8	I65.9	
<i>5th character meanings as indicated: 1 right 2 left 3 bilateral 9 unspecified</i>						

PAIN

	Neoplasm related	Postprocedural	Post-thoractomy	d/t Trauma	Other	Unspecified
Acute	G89.3	G89.18	G89.12	G89.11		
Chronic	G89.3	G89.28	G89.22	G89.21	G89.29	
	Central	Chronic	Upper limb	Lower limb	Other site	Unspecified
Syndrome	G89.0	G89.4	G90.51[1,2,3,9]	G90.52[1,2,3,9]	G90.59	G90.50
<i>6th character meanings as indicated: 1 right 2 left 3 bilateral 9 unspecified</i>						

FIG. 8

PARALYTIC SYNDROMES									
	Flaccid	Spastic	Unspecified						
Hemiplegia, unsp	G81.00	G81.10	G81.90						
Dominant side	G81.0[1,2]	G81.1[1,2]	G81.9[1,2]						
Nondominant side	G81.0[3,4]	G81.1[3,4]	G81.9[3,4]						
	Lower limb	Upper limb	Unspecified						
Monoplegia, unsp	G83.10	G83.20	G83.30						
Dominant side	G83.1[1,2]	G83.2[1,2]	G83.3[1,2]						
Nondominant side	G83.1[3,4]	G83.2[3,4]	G83.3[3,4]						
<i>6th character as indicated: 1 or 3 right 2 or 4 left</i>									
	Complete	Incomplete	Unspecified						
Paraplegia	G82.21	G82.22	G82.20						
	C1-C4	C5-C7	Unspecified						
Quadriplegia, compl	G82.51	G82.53	G82.50						
Incomplete	G82.52	G82.54	G82.50						
	Anterior cord	Brown-Sequard	Cauda equina	Diplegia	Locked-in	Posterior cord	Todd's paralysis	Other	Unspecified
Other	G83.82	G83.81	G83.4	G83.0	G83.5	G83.83	G83.84	G83.89	G83.9

PARKINSONISM									
	Arteriosclerotic	Dementia, NOS	Dementia w/ behav disturb	Drug induced	Neuroleptic	Postencephalitic	Vascular	Other	Unspecified
Other	G21.4	G31.83, F02.80	G31.83, F02.81	G21.19	G21.11	G21.3	G21.4	G20	G20
	Other drug induced	Neuroleptic induced	d/t Other external agents	Postencephalitic	Vascular	Other	Unspecified		
Secondary	G21.19	G21.11	G21.2	G21.3	G21.4	G21.8	G21.9		

PICK'S CEREBRAL ATROPHY/DISEASE/SYNDROME	
w/ Behavioral disturbance	Unspecified
G31.01, F02.81	G31.01, F02.80

POLYNEUROPATHY						
Alcoholic	Critical illness	Drug induced	d/t Other toxic agents	Radiation induced	Other	Unspecified
G62.1	G62.81	G62.0	G62.2	G62.82	G62.89	G62.9

SEQUELA OF CEREBROVASCULAR DISEASE						
	Cerebral infarction	Intracereb hemorr	Intracran hemorr	Subarach hemorr	Other	Unspecified
Aphasia	I69.320	I69.120	I69.220	I69.020	I69.820	I69.920
Apraxia	I69.390	I69.190	I69.290	I69.090	I69.890	I69.990
Ataxia	I69.393	I69.193	I69.293	I69.093	I69.893	I69.993
Cognitive deficits	I69.31	I69.11	I69.21	I69.01	I69.81	I69.91
Dysarthria	I69.322	I69.122	I69.222	I69.022	I69.822	I69.922
Dysphagia	I69.391	I69.191	I69.291	I69.091	I69.891	I69.991
Dysphasia	I69.321	I69.121	I69.221	I69.021	I69.821	I69.921
Facial weakness	I69.392	I69.192	I69.292	I69.092	I69.892	I69.992
Fluency d/o	I69.323	I69.123	I69.223	I69.023	I69.823	I69.923
Hemiplegia/hemiparesis, unsp	I69.359	I69.159	I69.259	I69.059	I69.859	I69.959
Dominant side	I69.35[1,2]	I69.15[1,2]	I69.25[1,2]	I69.05[1,2]	I69.85[1,2]	I69.95[1,2]
Nondominant side	I69.35[3,4]	I69.15[3,4]	I69.25[3,4]	I69.05[3,4]	I69.85[3,4]	I69.95[3,4]
Monoplegia, LE, unsp	I69.349	I69.149	I69.249	I69.049	I69.849	I69.949
Dominant side	I69.34[1,2]	I69.14[1,2]	I69.24[1,2]	I69.04[1,2]	I69.84[1,2]	I69.94[1,2]
Nondominant side	I69.34[3,4]	I69.14[3,4]	I69.24[3,4]	I69.04[3,4]	I69.84[3,4]	I69.94[3,4]
Monoplegia, UE, unspecified	I69.339	I69.139	I69.239	I69.039	I69.839	I69.939
Dominant side	I69.33[1,2]	I69.13[1,2]	I69.23[1,2]	I69.03[1,2]	I69.83[1,2]	I69.93[1,2]
Nondominant side	I69.33[3,4]	I69.13[3,4]	I69.23[3,4]	I69.03[3,4]	I69.83[3,4]	I69.93[3,4]
Other speech language	I69.328	I69.128	I69.228	I69.028	I69.828	I69.928
Other	I69.398	I69.198	I69.298	I69.098	I69.898	I69.998
Unspecified	I69.30	I69.10	I69.20	I69.00	I69.80	I69.90
<i>6th character meanings as indicated: 1 or 3 right 2 or 4 left</i>						

FIG. 9

SEQUELA OF TRAUMATIC BRAIN INJURY (TBI)									
Dementia w/o behavioral dist	Dementia w/ behavioral dist	Amnesia	Delirium	Psychotic w/ hallucination	Psychotic w/ delusions	Mood d/o w/ depression	Mood d/o w/ major depressive episode	Other mental d/o	
F02.80	F02.81	F04	F05	F06.0	F06.2	F06.31	F06.32	F06.8	
Mood d/o w/ manic	Mood d/o w/ mixed	Anxiety	Mild memory disturb	Emotionally labile	Personality change	Postconcussion	Other	Unspecified	Organic brain syndrome, NOS
F06.33	F06.34	F06.4	F06.8	F06.8	F07.0	F07.81	F7.89	F07.9	F09

Note: Code first the type of traumatic brain injury with 7th character S—see TRAUMATIC BRAIN INJURY.

SLEEP DISORDERS									
	Primary central	Obstructive	Other	Unspecified					
Apnea	G47.31	G47.33	G47.39	G47.30					
	Advanced	Delayed	Free-running	Irregular	Jet lag	Shift work	Other	Unspecified	
Circadian rhythm	G47.22	G47.21	G47.24	G47.23	G47.25	G47.26	G47.29	G47.20	
	Alcohol related	d/t Mental d/o	d/t Physiol cond	Idiopathic	Insuff sleep synd	Primary	Other	Unspecified	
Hypersomnia	F10.[1,2,9]82	F51.13	G47.14	G47.[1,2]	F51.12	F51.11	G47.19	G47.10	
	4th character meanings as indicated for code F10: 1 abuse 2 dependence 9 use								
	5th character meanings as indicated for code G47.1: 1 w/ long sleep time 2 w/o long sleep time								
	Adjustment	Combined	Limit setting	Sleep-onset	Unspecified	d/t Mental d/o	Paradoxical	Primary	Psychophysio
Insomnia	F51.02	Z73.812	Z73.811	Z73.810	Z73.819	F51.05	F51.03	F51.01	F51.04
	Deprivation	Dream anxiety	Inadequate	Night terrors	Nightmare	Sleep terrors	Sleepwalk	Other	Unspecified
Other	Z72.820	F51.5	Z72.821	F51.4	F51.5	F51.4	F51.3	F51.8	F51.9

SPINAL STENOSIS							
Cervical	Cervicothoracic	Lumbar	Lumbosacral	Sacrococcygeal	Thoracic	Thoracolumbar	Unspecified
M48.02	M48.03	M48.06	M48.07	M48.08	M48.04	M48.05	M48.00

SPONDYLOSIS								
	Cervical	Cervicothoracic	Lumbar	Lumbosacral	Sacrococcygeal	Thoracic	Thoracolumbar	Unspecified
Uncomplicated	M47.812	M47.813	M47.816	M47.817	M47.818	M47.814	M47.815	M47.819
w/ Myelopathy	M47.12	M47.13	M47.16	---	---	M47.14	M47.15	M47.10
w/ Radiculopathy	M47.22	M47.23	M47.26	M47.27	M47.28	M47.24	M47.25	M47.20

SYMPTOMS						
Ataxia, unspecified	Auditory hallucinations	Dizziness	Hostility	Impulsiveness	Irritability	Memory loss
R27.0	R44.0	R42	R45.5	R45.87	R45.4	R41.3
Nervousness	OCD	Repeated falls	Restlessness	Slurred speech	Stupor	Suicidal ideation
R45.0	F42	R29.6	R45.1	R47.81	R40.1	R45.851
Tremor NOS	Unhappiness	Visual hallucinations				
R25.1	R45.2	R44.1				

TIC DISORDER				
Chronic motor/vocal	Tourette's	Transient	Other	Unspecified
F95.1	F95.2	F95.0	F95.8	F95.9

TOBACCO USE DISORDER					
	w/ Unspecified d/o	In remission	w/ Specified d/o	w/ Withdrawal	Uncomplicated/unspecified
Tobacco/nicotine dependence					
Cigarettes	F17.219	F17.211	F17.218	F17.213	F17.210
Chewing tobacco	F17.229	F17.221	F17.228	F17.223	F17.220
Other product	F17.299	F17.291	F17.298	F17.293	F17.290
Unspecified product	F17.209	F17.201	F17.208	F17.203	F17.200
Tobacco use	Z72.0	---	---	---	---
History of tobacco use	Z87.891	---	---	---	---
Exposure to environmental smoke	Z77.22	---	---	---	---
Occupational exposure to environmental smoke	Z57.31	---	---	---	---

FIG. 10

TRAUMATIC BRAIN INJURY

	LOC > 24 h					w/ Return to normal	w/o Return to normal, surv	Unspecified
	w/o LOC	LOC 30m or less	LOC 31-59m	LOC 1h-5h59m	LOC 6-24h			
Cerebral edema	S06.1X0[A,D,S]	S06.1X1[A,D,S]	S06.1X2[A,D,S]	S06.1X3[A,D,S]	S06.1X4[A,D,S]	S06.1X5[A,D,S]	S06.1X6[A,D,S]	S06.1X9[A,D,S]
Concussion	S06.0X0[A,D,S]	S06.0X1[A,D,S]	S06.0X2[A,D,S]	S06.0X3[A,D,S]	S06.0X4[A,D,S]	S06.0X5[A,D,S]	S06.0X6[A,D,S]	S06.0X9[A,D,S]
Contusion/laceration								
Brain stem	S06.380[A,D,S]	S06.381[A,D,S]	S06.382[A,D,S]	S06.383[A,D,S]	S06.384[A,D,S]	S06.385[A,D,S]	S06.386[A,D,S]	S06.389[A,D,S]
Cerebellum	S06.370[A,D,S]	S06.371[A,D,S]	S06.372[A,D,S]	S06.373[A,D,S]	S06.374[A,D,S]	S06.375[A,D,S]	S06.376[A,D,S]	S06.379[A,D,S]
Cerebrum, left	S06.320[A,D,S]	S06.321[A,D,S]	S06.322[A,D,S]	S06.323[A,D,S]	S06.324[A,D,S]	S06.325[A,D,S]	S06.326[A,D,S]	S06.329[A,D,S]
Cerebrum, right	S06.310[A,D,S]	S06.311[A,D,S]	S06.312[A,D,S]	S06.313[A,D,S]	S06.314[A,D,S]	S06.315[A,D,S]	S06.316[A,D,S]	S06.319[A,D,S]
Cerebrum, unsp	S06.330[A,D,S]	S06.331[A,D,S]	S06.332[A,D,S]	S06.333[A,D,S]	S06.334[A,D,S]	S06.335[A,D,S]	S06.336[A,D,S]	S06.339[A,D,S]
Diffuse	S06.2X0[A,D,S]	S06.2X1[A,D,S]	S06.2X2[A,D,S]	S06.2X3[A,D,S]	S06.2X4[A,D,S]	S06.2X5[A,D,S]	S06.2X6[A,D,S]	S06.2X9[A,D,S]
Focal, unsp	S06.300[A,D,S]	S06.301[A,D,S]	S06.302[A,D,S]	S06.303[A,D,S]	S06.304[A,D,S]	S06.305[A,D,S]	S06.306[A,D,S]	S06.309[A,D,S]
Hemorrhage								
Brain stem	S06.380[A,D,S]	S06.381[A,D,S]	S06.382[A,D,S]	S06.383[A,D,S]	S06.384[A,D,S]	S06.385[A,D,S]	S06.386[A,D,S]	S06.389[A,D,S]
Cerebellum	S06.370[A,D,S]	S06.371[A,D,S]	S06.372[A,D,S]	S06.373[A,D,S]	S06.374[A,D,S]	S06.375[A,D,S]	S06.376[A,D,S]	S06.379[A,D,S]
Cerebrum, left	S06.350[A,D,S]	S06.351[A,D,S]	S06.352[A,D,S]	S06.353[A,D,S]	S06.354[A,D,S]	S06.355[A,D,S]	S06.356[A,D,S]	S06.359[A,D,S]
Cerebrum, right	S06.340[A,D,S]	S06.341[A,D,S]	S06.342[A,D,S]	S06.343[A,D,S]	S06.344[A,D,S]	S06.345[A,D,S]	S06.346[A,D,S]	S06.349[A,D,S]
Cerebrum, unsp	S06.360[A,D,S]	S06.361[A,D,S]	S06.362[A,D,S]	S06.363[A,D,S]	S06.364[A,D,S]	S06.365[A,D,S]	S06.366[A,D,S]	S06.369[A,D,S]
Epidural	S06.4X0[A,D,S]	S06.4X1[A,D,S]	S06.4X2[A,D,S]	S06.4X3[A,D,S]	S06.4X4[A,D,S]	S06.4X5[A,D,S]	S06.4X6[A,D,S]	S06.4X9[A,D,S]
Subarachnoid	S06.6X0[A,D,S]	S06.6X1[A,D,S]	S06.6X2[A,D,S]	S06.6X3[A,D,S]	S06.6X4[A,D,S]	S06.6X5[A,D,S]	S06.6X6[A,D,S]	S06.6X9[A,D,S]
Subdural	S06.5X0[A,D,S]	S06.5X1[A,D,S]	S06.5X2[A,D,S]	S06.5X3[A,D,S]	S06.5X4[A,D,S]	S06.5X5[A,D,S]	S06.5X6[A,D,S]	S06.5X9[A,D,S]
Other	S06.890[A,D,S]	S06.891[A,D,S]	S06.892[A,D,S]	S06.893[A,D,S]	S06.894[A,D,S]	S06.895[A,D,S]	S06.896[A,D,S]	S06.899[A,D,S]
Unspecified	S06.9X0[A,D,S]	S06.9X1[A,D,S]	S06.9X2[A,D,S]	S06.9X3[A,D,S]	S06.9X4[A,D,S]	S06.9X5[A,D,S]	S06.9X6[A,D,S]	S06.9X9[A,D,S]

7th character meanings as indicated: A initial encounter D subsequent encounter S sequela

TUNNEL SYNDROME

Carpal	Tarsal
G56.0[0,1,2]	G57.5[0,1,2]

5th character meanings as indicated: 0 unspecified 1 right 2 left

VASCULAR SYNDROMES

Anterior cerebral artery	Brain stem stroke	Cerebellar stroke	Mid cerebral artery	Post cerebral artery	Pure motor lacunar	Pure sensory lacunar	Other lacunar	Other
G46.1	G46.3	G46.4	G46.0	G46.2	G46.5	G46.6	G46.7	G46.8

Note: Code first underlying cerebrovascular disease—see CEREBROVASCULAR INFARCTION/ACCIDENT.

FIG. 11

GENERAL MEDICAL								
ENCOUNTER FOR								
	CSF drain	Neuropacemaker	Other nervous system device					
Adjustment/management	Z45.41	Z45.42	Z45.49					
	Malignancy of CNS	Traumatic brain injury						
Screening	Z12.82	Z13.850						
	CNS	Remov nonsurgical dress	Remov surgical dress	Removal sutures	Sense organs			
Surgical/postprocedural aftercare	Z48.811	Z48.80	Z48.01	Z48.02	Z48.810			
ABNORMAL FINDINGS								
Brain function	Brain scan	CNS	CSF	Development	Echoencephalogram	EEG	Head	Other
R94.09	R94.02	R90.89	R83.9	Q89.9	R90.81	R94.01	R93.0	R68.89
HISTORY								
Family	Intellect disability	Epilepsy	Blindness	Deafness	Stroke			
	Z81.0	Z82.0	Z82.1	Z82.2	Z82.3			
Personal	Brain malignancy	CNS infection	Combat stress d/o	Falling	Military deployment	Polio		
	Z85.841	Z86.61	Z86.51	Z91.81	Z91.82	Z86.12		
	Radiation tx	Steroid therapy	TBI	TIA/stroke	Wandering			
	Z92.3	Z92.241	Z87.820	Z86.73	Z91.83			
Note: For code Z91.83, code first underlying disorder such as Alzheimer's disease—see ALZHEIMER'S DISEASE.								

FIG. 12