

US00D746918S

(12) **United States Design Patent**  
**Hart**

(10) **Patent No.:** **US D746,918 S**

(45) **Date of Patent:** **\*\* \*Jan. 5, 2016**

(54) **CODING MATRIX TOOL**

(71) Applicant: **Optum, Inc.**, Minnetonka, MN (US)

(72) Inventor: **Anita C. Hart**, White Stone, VA (US)

(73) Assignee: **OPTUM, INC.**, Minnetonka, MN (US)

(\*) Notice: This patent is subject to a terminal disclaimer.

(\*\*) Term: **14 Years**

(21) Appl. No.: **29/511,164**

(22) Filed: **Dec. 8, 2014**

(51) **LOC (10) Cl.** ..... **19-01**

(52) **U.S. Cl.**  
USPC ..... **D19/1**

(58) **Field of Classification Search**

USPC ..... D19/1-12, 20-34; 206/449, 232, 495.5, 206/494; 40/124.01-124.15, 672, 776, 726; 229/72, 92, 92.1, 300-303, 87.06, 229/87.08, 87.14; 281/2-5, 16, 22, 51; 705/3; 283/2-3, 115, 900, 74-75, 103, 283/105-106; 428/42.3; D9/703, 707, 709, D9/713, 424, 414, 720, 418, 416; 426/106; 222/92, 107; 383/127, 106-108, 901, 383/200, 203, 207, 210; D20/10, 22, 40, D20/42, 11; D3/303, 203.1  
CPC .. B42D 15/022; B42D 15/045; B42D 15/027; B42D 15/042; B42D 15/08; B42D 25/00; B42D 25/29; B42D 25/30; B42D 2033/20; B42D 2033/30; B42D 25/20; B42D 25/23; B42D 25/26; B42D 25/40; B42D 2033/02; B42D 2033/04; B42D 2033/08; B42D 2033/10; B42D 2033/16; B42D 2033/28

See application file for complete search history.

(56) **References Cited**

**U.S. PATENT DOCUMENTS**

D400,919 S 11/1998 Pickel  
D414,574 S 9/1999 Chen

(Continued)

*Primary Examiner* — Caron D Veynar

*Assistant Examiner* — Abraham Bahta

(74) *Attorney, Agent, or Firm* — Dorsey & Whitney LLP

(57) **CLAIM**

The ornamental design for a coding matrix tool, as shown and described.

**DESCRIPTION**

A portion of the disclosure of this patent document contains material to which a claim for copyright is made. The copyright owner has no objection to the facsimile reproduction by anyone of the patent document or the patent disclosure, as it appears in the Patent and Trademark Office patent file or records, but reserves all other copyright rights whatsoever.

FIG. 1 is a first perspective view of a coding matrix tool in unfolded configuration showing my new design;

FIG. 2 is a second perspective view thereof;

FIG. 3 is an elevation view of a first matrix sheet or panel thereof;

FIG. 4 is an elevation view of a second matrix sheet or panel thereof;

FIG. 5 is an elevation view of a third matrix sheet or panel thereof;

FIG. 6 is an elevation view of a fourth matrix sheet or panel thereof;

FIG. 7 is an elevation view of a fifth matrix sheet or panel thereof;

FIG. 8 is an elevation view of a sixth matrix sheet or panel thereof;

FIG. 9 is an elevation view of a seventh matrix sheet or panel thereof;

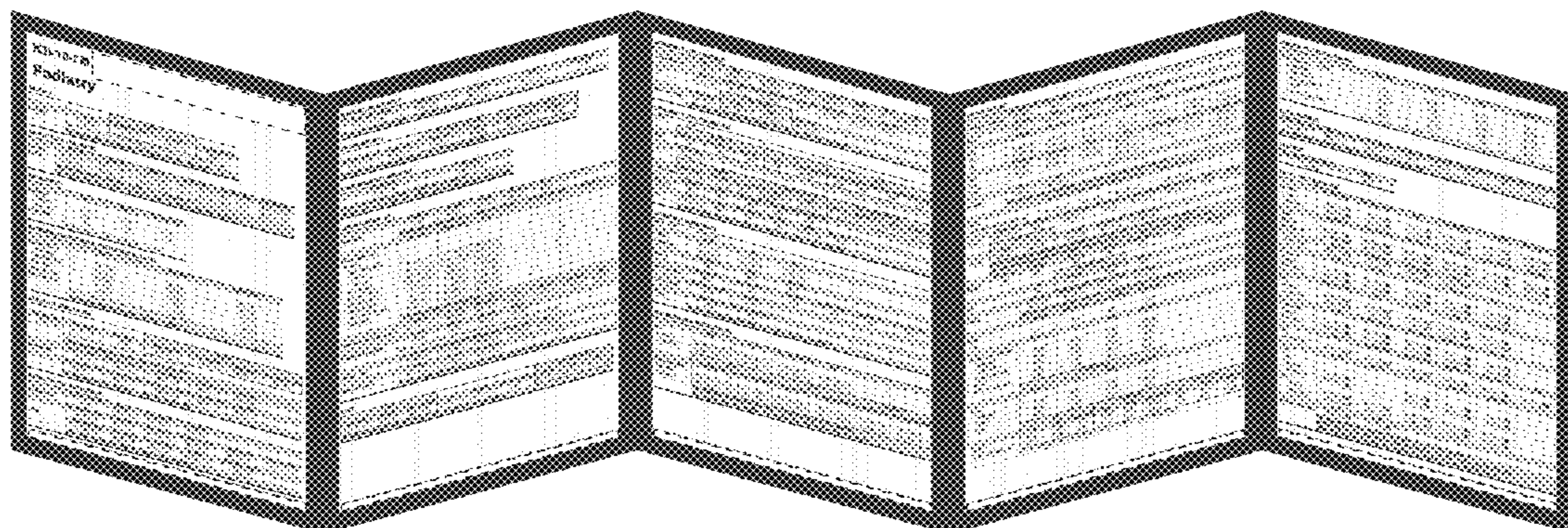
FIG. 10 is an elevation view of an eighth matrix sheet or panel thereof;

FIG. 11 is an elevation view of a ninth matrix sheet or panel thereof; and,

FIG. 12 is an elevation view of a tenth matrix sheet or panel thereof.

The broken lines in the figures represent portions of the coding matrix tool which are not part of the claimed design.

**1 Claim, 12 Drawing Sheets**



(56)

**References Cited**

U.S. PATENT DOCUMENTS

D432,570 S 10/2000 Donaldson  
D555,724 S 11/2007 Brodie  
D600,746 S 9/2009 Kudimi  
D602,167 S 10/2009 Coyne, III et al.

D650,009 S 12/2011 Tetrault  
D662,976 S 7/2012 Tetrault  
D664,195 S 7/2012 Rosenthal et al.  
D677,329 S 3/2013 Rosenthal et al.  
D686,660 S 7/2013 Wang  
D687,486 S \* 8/2013 Worthington et al. .... D19/1  
D719,213 S 12/2014 Hart  
\* cited by examiner



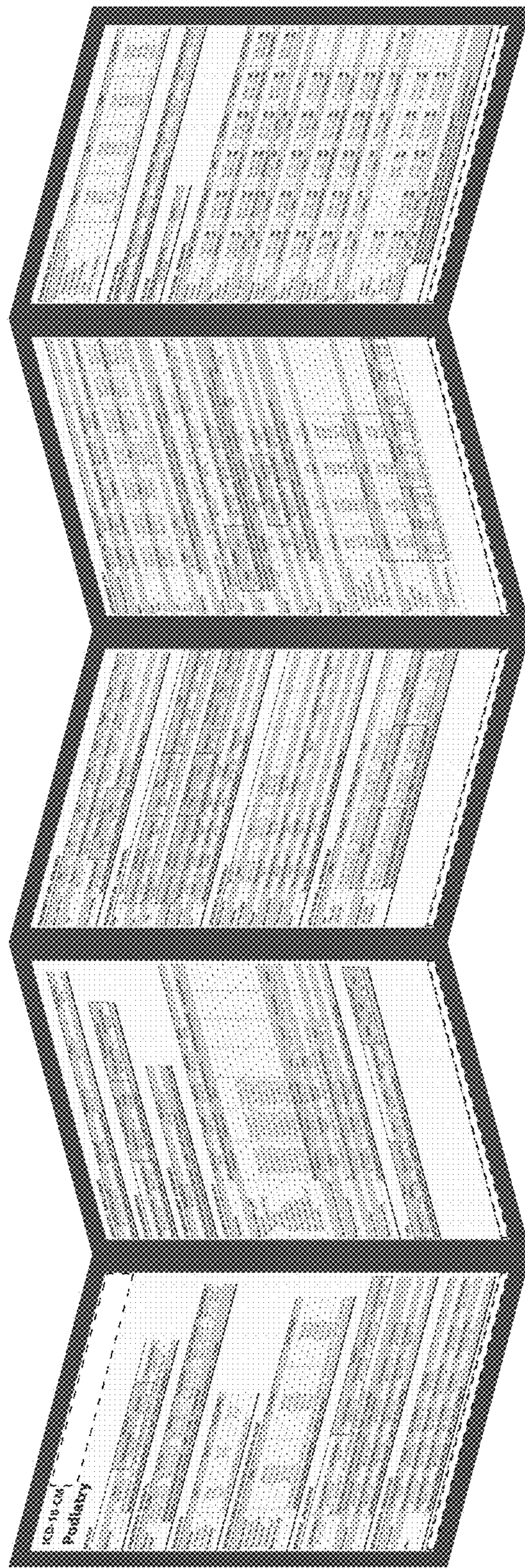


FIG. 1



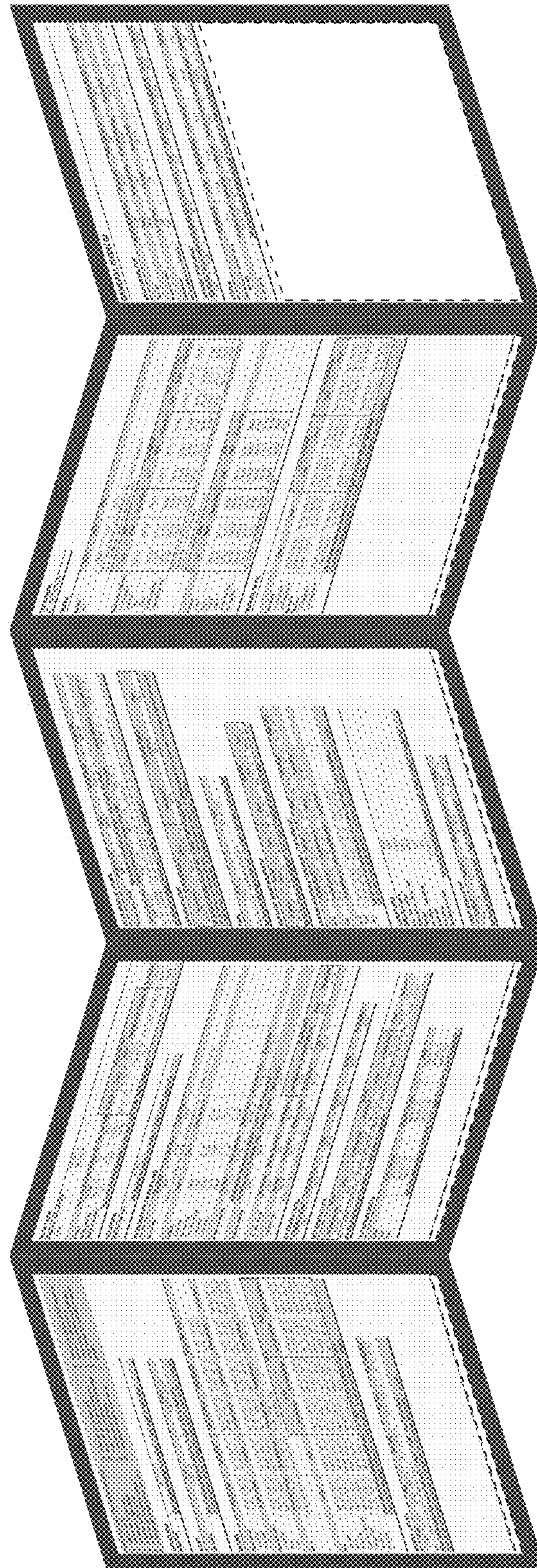


FIG. 2



ICD-10-CM

Podiatry

ABSCESS

	Knee	Foot/Ankle		
		Anterior/lateral	Plantar	Posterior (heel)
Ankle/foot	M71.07(1,2,9)	L02.41(1,2)	L02.61(1,2,9)	M71.07(1,2,9)

Note: For abscess of bone—see OSTEOMYELITIS, I or abscess of joint—see ARTHRITIS, Pyogenic.  
 0th character meanings as indicated: 1 right, 2 left, 9 unspecified.

AMPUTATION, TRAUMATIC

	At ankle	Great toe	Midfoot	One lesser toe	Two or more lesser toes	Unspecified level
Complete	S88.01(1,2,9)A,D,S	S88.11(1,2,9)A,D,S	S88.31(1,2,9)A,D,S	S88.11(1,2,9)A,D,S	S88.21(1,2,9)A,D,S	S88.01(1,2,9)A,D,S
Partial	S88.02(1,2,9)A,D,S	S88.12(1,2,9)A,D,S	S88.32(1,2,9)A,D,S	S88.12(1,2,9)A,D,S	S88.22(1,2,9)A,D,S	S88.02(1,2,9)A,D,S

Note: Character meanings as indicated: 1 right, 2 left, 9 unspecified.  
 0th character meanings as indicated: A initial encounter, D subsequent encounter, S amputated.

ANGIOPATHY

	Type I	Type II	Other specified
In diabetes			
w/ Gangrene	E10.52	E11.52	E13.52
w/o Gangrene	E10.51	E11.51	E13.51
Unspecified	I71.9		

Note: Use additional code to identify inclusion (Z71.4).

ARTERIOSCLEROSIS (ATHEROSCLEROSIS) W/ ULCER

	Knee	Foot/Ankle	Other foot part
Bypass graft, leg			
Autologous vein	I78.43(4)B	I78.43(4)A	I78.43(4)B
Nonautologous biological	I78.53(4)B	I78.53(4)A	I78.53(4)B
Nonbiological	I78.63(4)B	I78.63(4)A	I78.63(4)B
Unspecified type	I78.33(4)B	I78.33(4)A	I78.33(4)B
Native artery, leg	I78.23(4)B	I78.23(4)A	I78.23(4)B

Note: For atherosclerosis w/ ulcer codes, use additional code to identify the severity of ulcer (I97.1)—see I97.1. Nonpressure.  
 0th character meanings as indicated: 3 right leg, 4 left leg.

ARTHRITIS, ANKLE/FOOT

Mononarthritic	Other specified	Polyarthritic	Pyogenic		
			Bacteria, other	Fusobacterial	Streptococcal, other
M13.37(1,2,9)	M13.87(1,2,9)	M13.8	M08.87(1,2,9)	M08.17(1,2,9)	M08.27(1,2,9)

Note: For Lyme arthritis—see ARTHRODIALYTH, ARTHRODIALYTH, Distal arthritis.  
 0th character meanings as indicated: 1 right, 2 left, 9 unspecified.

	Fox's erythema	Other w/ rheumatoid	w/ heart disease	w/ lung disease	w/ neuropathy
Rheumatoid	M05.87(1,2,9)	M05.87(1,2,9)	M05.37(1,2,9)	M05.17(1,2,9)	M05.47(1,2,9)

Note: Character meanings as indicated: 1 right, 2 left, 9 unspecified.

ARTHROPATHY, ANKLE/FOOT

	Posttraumatic		Secondary	
	Primary	Post-traumatic	Primary	Secondary
Osteoarthritis	M12.0	M19.07(1,2,9)	M19.17(1,2,9)	M19.27(1,2,9)
Other	Posttraumatic, distal	Neuropathic, other	Neuropathic, tarsals	Traumatic
	M12.47(1,2,9)	M02.37(1,2,9)	M02.37(1,2,9)	M17.27(1,2,9)

Note: Character meanings as indicated: 1 right, 2 left, 9 unspecified.

FIG. 3



BURSITIS, ANKLE/FOOT								
Infective d/t device	d/t device	Noninfective	Other	Unspecified				
M71.271(1,2,3)	M78.87(1,2,3)	M86.27(1,2,3)	M71.57(1,2,3)	M71.4				
3rd character meanings as indicated: 1 right 2 left 3 unspecified								
CHONDROPATHY								
Chondritis/disorders	Chondromatosis	Osteochondritis dissecans		Osteochondropathy				
M91.27(1,2,3)	M94.27(1,2,3)	Metatarsals	Tarsals	Other specified	Multiple sites			
		M92.73(1,2)	M92.74(1,2)	M93.87(1,2,3)	M91.95			
3rd or 4th character meanings as indicated: 1 right 2 left 3 or 4 unspecified								
COMPARTMENT SYNDROME								
Nontraumatic		Traumatic						
M79.A2(1,2,3)		T79.A2(1,2,3)(A,D,S)						
3rd character meanings as indicated: 1 right 2 left 3 unspecified								
3rd character meaning as indicated: A initial encounter D subsequent encounter S sequelae								
COMPLICATIONS (OF)								
Amputation		Debridement	Infection	Neurosis	Wound	Other		
		T87.81	T87.4(1,1,4)	T87.5(1,1,4)	T87.3(1,1,4)	T87.89		
3rd character meanings as indicated: 1 right lower extremity 2 left lower extremity 3 unspecified								
Device, implant, graft		Breakdown	Replacement	Other				
Mechanical								
Bone, internal fixation								
Foot/toes		T84.273(A,D,S)	T84.220(A,D,S)	T84.263(A,D,S)				
Lower leg		T84.316(A,D,S)	T84.316(A,D,S)	T84.396(A,D,S)				
Bone stimulator		T84.378(A,D,S)	T84.328(A,D,S)	T84.398(A,D,S)				
Bone, other device		T84.378(A,D,S)	T84.328(A,D,S)	T84.398(A,D,S)				
Graft, artificial skin		T85.273(A,D,S)	T85.223(A,D,S)	T85.693(A,D,S)				
Muscle/tendon graft		T84.478(A,D,S)	T84.428(A,D,S)	T84.498(A,D,S)				
Other internal ortho device		T84.478(A,D,S)	T84.428(A,D,S)	T84.498(A,D,S)				
Sutures, perm		T85.673(A,D,S)	T85.623(A,D,S)	T85.693(A,D,S)				
3rd character meanings as indicated: A right 1 left								
Other d/t device, implant, graft		Embolic	Fluxion	Remnant	Pain	Stenosis	Thrombosis	Other
		T84.274(A,D,S)	T84.224(A,D,S)	T84.234(A,D,S)	T84.244(A,D,S)	T84.254(A,D,S)	T84.264(A,D,S)	T84.274(A,D,S)
Transplant, bone graft		Failure	Infection	Rejection	Other			
		T86.81	T86.82	T86.83	T86.84			
Note: Use additional code to identify organism for T86.83; such as MSSA B05.81, MRSA B05.82								
Trombosis, other		Nonarteriovenous (non-atherosclerotic)		Arteriovenous		Other		
		T79.27(A,D,S)	T79.67(A,D,S)	T79.67(A,D,S)	T79.77(A,D,S)	T79.87(A,D,S)		
Wound, disruption		External	Internal	Trauma repair				
		T81.37(A,D,S)	T81.32(A,D,S)	T81.17(A,D,S)				
3rd character meanings as indicated: A initial encounter D subsequent encounter S sequelae								
CYST								
Type			Site			Tenosynovium, ruptured		
Acquired	Hereditary	Other specified	Bursa	Ganglion	Epitrochlear region	Acute	Chronic	Tenos.
M85.57(1,2,3)	M85.47(1,2,3)	M85.67(1,2,3)	M71.37(1,2,3)	M74.7(1,1,3)	M86.0	M64.17(1,2,3)	M68.17(1,3,6)	M68.177(A,S)
3rd character meanings as indicated: 1, 4 or 7 right 2, 5 or 8 left 3, 6 or 9 unspecified								

FIG. 4



DEFORMITY (OF), ACQUIRED									
	Claw	Club	Drop	Flat feet	Hemisea	Valgus	Varus	Other	
Joint, ankle/foot	M21.53(1,2,9)	M21.54(1,2,9)	M21.57(1,2,9)	M21.40(1,2)	M21.27(1,2,9)	M21.87(1,2,9)	M21.77(1,2,9)	M21.67(1,2,9)	M21.67(1,2,9)
	Flexion	Valgus valgus	Valgus valgus (bunion)	Valgus varus	Varus toe	Other	Unspecified		
Toe	M21.27(1,2,9)	M21.08(1,2)	M21.19(1,2)	M21.39(1,2)	M21.09(1,2)	M21.02(1,2,9)	M21.03(1,2)	M21.04(1,2)	M21.05(1,2)
	Other specified	Inguinal bursitis							
		Flailia	Tibia	Unspecified					
Limb, lower leg	M21.80(1,2,9)	M21.76(1,2,9)	M21.70(1,2,9)	M21.60(1,2,9)					
	5th or 6th character meanings as indicated: 1=right, 2=left, 9=unspecified								
DEFORMITY (OF), CONGENITAL									
Ankle	Q68.9								
	Metatarsus				Pes		Tarsus		
	Valgus varus	(Pronus) Varus	Valgus valgus	Curva	Planus (flat foot)	Arterioelastic	Calcaneovalgus	Calcaneovalgus	Eggshearer
Foot	Q64.3	Q64.2	Q64.1	Q65.7	Q64.0(1,2)	Q64.8	Q64.4	Q64.1	Q65.8
	Metatarsal index								
Other	Q64.9(1,2)								
	Absence			Longitudinal reduction			Other reduction defects		
	Complete foot	Partial foot	Lower leg & foot	Flailia	Tibia	Split foot	Shortening	Other	Unspecified
Limb, lower	Q72.00(1,2,3)	Q72.30(1,2,3)	Q72.30(1,2,3)	Q72.60(1,2,3)	Q72.50(1,2,3)	Q72.0(1,2,3)	Q72.1(1,2,3,9)	Q72.80(1,2,3,9)	Q72.0(1,2,3)
	Zoomelia	Hypoplasia	Hypertrophy	Loxotrophy	Other long malform				
Nail (toe)	Q84.3	Q84.0	Q84.1	Q84.4	Q84.5				
	Fused	Missing	Malpositioned	Polydactyl	Missing	Unspecified			
Toe	Q79.20(1,2,3)	Q66.80	Q74.2	Q69.2	Q70.30(1,2,3)	Q66.9			
	5th or 6th character meanings as indicated: 1=right, 2=left, 3=bilateral, 9=unspecified								
DISEASE(S), INFECTIOUS									
Bone, Paget's	M65.87(1,2,9)								
	Ankle			Foot			Toe		
Cellulitis	L89.11(1,2,9)			L89.11(1,2,9)			L89.80(1,2,3)		
Lymphangitis	L89.12(1,2,9)			L89.12(1,2,9)			L89.80(1,2,3)		
	Actinomycosis			Bacterial			Unspecified		
Madura	B47.1			B47.9			B47.9		
	Actinomycosis, cut			Actinomycosis, sys			Fungal, bone		
Other specified	A41.89			B47.1			B17.2		
	Acquired bacteremia			Congenital			Hand, foot, mouth		
Tubercercosis	A56.89			A52.11					
	Tinea pedis (foot)			Tinea unguium (nails)					
Tinea	B15.1			B20.1					
	6th character meanings as indicated: 1=right, 2=left, 9=unspecified								
DISLOCATION & SUBLUXATION									
	Ankle		Tarsal joint		Tarsometatarsal joint		Other		
Joint									
Dislocation	S93.01A.S.0P.A.D.S		S91.31A.S.0P.A.D.S		S93.31A.S.0P.A.D.S		S93.31A.S.0P.A.D.S		
Subluxation	S93.01F.S.0P.A.D.S		S91.31F.S.0P.A.D.S		S93.31F.S.0P.A.D.S		S93.31F.S.0P.A.D.S		
	Basis		Tarsus		Tarsus		Unspecified		
	Interphalangeal		Metatarsophalangeal		Interphalangeal		Metatarsophalangeal		Interphalangeal
Phalangeal joint									
Dislocation	S91.11A.S.0P.A.D.S		S93.12F.S.0P.A.D.S		S91.11A.S.0P.A.D.S		S93.12A.S.0P.A.D.S		S93.12A.S.0P.A.D.S
Subluxation	S91.11F.S.0P.A.D.S		S93.12F.S.0P.A.D.S		S91.11F.S.0P.A.D.S		S93.12F.S.0P.A.D.S		S93.12F.S.0P.A.D.S
	5th or 6th character meanings as indicated: 1=right, 2=left, 3=bilateral, 9=unspecified								
	7th character meanings as indicated: A=initial encounter, D=subsequent encounter, F=sequela								

FIG. 5



DISORDERS (OF)									
	Articular, ankle	Other specified							
<b>Cartilage, ankle/foot</b>	M24.17(1-3)	M94.827							
	Exostosis	Density							
<b>Bone</b>	M84.87(1,2,4)	M85.87(1,2,3)	M85.27(1,2,3)	M85.37(1,2,4)	M89.0K7				
	Arkylosis	Contracture	Effusion	Fistula	Fluid point	Remorstrous	Instability, ankle		
<b>Joint</b>									
Ankle	M24.67(1-3)	M24.57(1-3)	M25.47(1-3)	M25.17(1-3)	M25.27(1,2,3)	M25.87(1-3)	M25.97(1-3)		
Foot	M24.67(4-6)	M24.57(4-6)	M25.47(4-6)	M25.17(4-6)	M25.27(1,2,3)	M25.87(4-6)	M25.97(4-6)		
	Loose body	Osseous spur	Other	Pain	Path distribution	Stiffness	Recur distribution		
Ankle	M24.67(1-3)	M25.77(1-3)	M24.87(1-3)	M25.57(1,2,3)	M24.37(1-3)	M25.67(1-3)	M24.87(1-3)		
Foot	M24.67(4-6)	M25.77(4-6)	M24.87(4-6)	M25.57(1,2,3)	M24.37(4-6)	M25.67(4-6)	M24.47(4-6)		
Toe(s)				M25.57(1,2,3)			M24.47(7-9)		
<b>Ligaments</b>	M24.27(1,2,3)	M24.27(4,5,6)							
	With character meanings as indicated: 1, 4 or 7 right; 2, 5 or 8 left; 3, 6 or 9 unspecified								
	Acute w/ trauma		Other certification		Psychotic certification				
<b>Muscles</b>	Lax/Rotator/ossification, ankle/foot								
	M61.37(1,2,3)	M61.47(1,2,3)	M61.57(1,2,3)	M61.37(1,2,3)					
	Contracture	Instability, con.	Isch/infarct (ventr/ost)	Rhabdomyolysis	Rupture (ventr/ost)	Separate (ventr/ost)	Torn		
<b>Other</b>	M62.47(1,2,4)	M62.1	M61.27(1,2,3)	M62.02	M62.17(1,2,3)	M62.87(1,2,3)	M62.834		
	Infective								
	Archie	Fung	Tenonitis	Soft progressive	Soft traumatic				
<b>Myositis</b>	M60.87(1,2)	M60.87(3-6)	M60.17(1,2,3)	M61.17(1-3)	M61.87(1,2,3)				
	With character meanings as indicated for codes M60.87(3-6): 4, 3 or 6 right; 1, 4 or 7 left; 3, 5 or 8 unspecified								
	With character meanings as indicated for all codes except M60.87(3-6): 1, 4 or 7 right; 2, 5 or 8 left; 3, 6 or 9 unspecified								
	Acute trauma	Dystrophy	Injury	Overexertion	Myosinophagy	Other	Yellow atrophy		
<b>Nails(s)</b>	L60.4	L60.5	L60.8	L60.1	L60.2	L60.3	L60.5		
	(Hyper)Onychia								
	Acute		Acquired	Congenital	Paronychia				
<b>Skin</b>	L84	L81.1		L81.8	L81.2				
	Acute/chron		Hyperostosis, hct	Other specified	Unspecified				
<b>Tendons</b>	M67.87(1,2)	M67.27(1,2,3)	M67.57(3,4,5)	M67.97(1,2,3)					
	With or with character meanings as indicated: For 1 right; 2 or 4 left; 3 or 5 unspecified								
	Compression	Other specified	Tendon insufficiency	Unspecified					
<b>Vein(s)</b>	Other								
	I87.1	I87.8	I87.2	I87.9					
	Bilateral		Left	Right	Unspecified				
<b>Post-thrombotic syndrome</b>	Asymptomatic								
	I87.803	I87.802	I87.801	I87.809					
	w/ Inflammation								
	I87.813	I87.812	I87.811	I87.819					
	w/ Other complication								
	I87.823	I87.822	I87.821	I87.829					
	w/ Ulcer								
	I87.813	I87.812	I87.811	I87.819					
	w/ Ulcer & Inflammation								
	I87.833	I87.832	I87.831	I87.839					
	Lower Extremity								
	Bilateral		Left	Right	Unspecified				
<b>Xerosis</b>	Asymptomatic								
	I83.03	I83.02	I83.01	I83.00					
	w/ Eryema								
	I83.893	I83.892	I83.891	I83.894					
	w/ Pain								
	I83.813	I83.812	I83.811	I83.819					
	Ankle		Distal/Midfoot			Other foot part			
	Left	Right	Unspecified	Left	Right	Unspecified	Left	Right	Unspecified
w/ Ulcer	R11.025	R11.013	R11.001	R13.024	R13.014	R13.004	R11.025	R13.015	R11.005
w/ Ulcer & Inflammation	R13.225	R13.215	R13.203	R13.224	R13.214	R13.204	R13.225	R13.215	R13.205
	Notes: Use additional code to specify site and severity of ulcer (I87.1-); see UICM Nonpressure.								

FIG. 6



DISORDERS (OF) (Continued)						
	Distal	Left	Right	Unspecified		
Venous hypertension (chronic)						
Asymptomatic	87.301	87.302	87.301	87.300		
w/ Inflammation	87.323	87.322	87.321	87.320		
w/ Other complication	87.395	87.392	87.391	87.390		
w/ Ulcer	87.313	87.312	87.311	87.310		
w/ Ulcer & inflammation	87.333	87.332	87.331	87.330		
Note: For category 87, use an additional code to specify site and severity of ulcer (89, 9)—see I8, CER, Nonpressure.						
<b>ENTHESOPATHY</b>						
Acute tendinitis	M76.81(1,2)	M77.1(1,2)	M77.4(1,2)	M76.82(1,2)		
Chronic tendinitis	M76.81(1,2)	M77.1(1,2)	M77.4(1,2)	M76.82(1,2)		
Calcific tendinitis	M75.2(1,2)	M77.1(1,2)	M77.4(1,2)	M75.2(1,2)		
Colony tendinitis	M75.2(1,2)	M77.1(1,2)	M77.4(1,2)	M75.2(1,2)		
Distal	M76.81(1,2)	M77.1(1,2)	M77.4(1,2)	M76.82(1,2)		
Other	M76.81(1,2)	M77.1(1,2)	M77.4(1,2)	M76.82(1,2)		
Site or site character meanings as indicated: 1 right, 2 left, 0 or 9 unspecified						
<b>FASCITIS</b>						
Recurrent	M72.5, 195.8	M72.7				
Primary		M72.7				
<b>FRACTURE, TRAUMATIC</b>						
	Acetabulum	Distal femur	Body	Proximal femur	Distal humerus	Other humerus
<b>Calcaneus</b>						
Displaced	S92.00(1,2)	S92.01(1,2)	S92.01(1,2)	S92.03(1,2)	S92.04(1,2)	S92.04(1,2)
Non-displaced	S92.00(4,5,6)	S92.01(4,5,6)	S92.01(4,5,6)	S92.03(4,5,6)	S92.04(4,5,6)	S92.04(4,5,6)
	Distal	Lateral malleolus	Malleolus	Other site	Prox. fibula	Talus
<b>Fibula</b>						
Displaced	S82.04(1,2)	S82.04(1,2)	S82.04(1,2)	S82.03(1,2)	S82.07(1,2)	S82.03(1,2)
Non-displaced	S82.04(4,5,6)	S82.04(4,5,6)	S82.04(4,5,6)	S82.03(4,5,6)	S82.07(4,5,6)	S82.04(4,5,6)
	Other	Subtrochanteric	Subtrochanteric	Tibia		
Other specified	S89.13(1,2)	S89.13(1,2)	S89.13(1,2)	S82.02(1,2)		
	Distal	Proximal	Distal	Proximal	Distal	
<b>Metatarsal</b>						
Displaced	S92.31(1,2)	S92.32(1,2)	S92.31(1,2)	S92.34(1,2)	S92.35(1,2)	
Non-displaced	S92.31(4,5,6)	S92.32(4,5,6)	S92.31(4,5,6)	S92.34(4,5,6)	S92.35(4,5,6)	
	Distal	Body	Distal	Proximal	Distal	
<b>Talus</b>						
Displaced	S92.13(1,2)	S92.13(1,2)	S92.14(1,2)	S92.11(1,2)	S92.13(1,2)	
Non-displaced	S92.13(4,5,6)	S92.13(4,5,6)	S92.14(4,5,6)	S92.11(4,5,6)	S92.13(4,5,6)	
	Distal	Proximal	Distal	Proximal	Distal	
<b>Tarsal, other</b>						
Displaced	S92.21(1,2)	S92.23(1,2)	S92.21(1,2)	S92.24(1,2)	S92.25(1,2)	
Non-displaced	S92.21(4,5,6)	S92.23(4,5,6)	S92.21(4,5,6)	S92.24(4,5,6)	S92.25(4,5,6)	
	Other	Subtrochanteric	Subtrochanteric	Subtrochanteric	Subtrochanteric	Tibia
Other specified	S89.18(1,2)	S89.11(1,2)	S89.12(1,2)	S89.13(1,2)	S89.14(1,2)	S82.31(1,2)
	Distal	Proximal	Other	Proximal	Distal	
<b>Toe(s)</b>						
<b>Great</b>						
Displaced	S92.42(1,2)	---	S92.49(1,2)	S92.41(1,2)	S92.48(1,2)	
Non-displaced	S92.42(4,5,6)	---	S92.49(4,5,6)	S92.41(4,5,6)	S92.48(4,5,6)	
<b>Lesser</b>						
Displaced	S92.51(1,2)	S92.52(1,2)	S92.51(1,2)	S92.53(1,2)	S92.58(1,2)	
Non-displaced	S92.51(4,5,6)	S92.52(4,5,6)	S92.51(4,5,6)	S92.53(4,5,6)	S92.58(4,5,6)	
	Distal	Proximal	Distal	Proximal	Distal	
<b>Unspecified fracture</b>	S92.00(1,2)	S92.01(1,2)				
Site character meanings as indicated: 1 right, 2 left, 0 or 9 unspecified						
Distal site character assignment for categories S82 and S89—A, B, C, D, E, F, G, H, I, J, K, L, M, N, O, P, Q, R, S—see end of FRACTURE table						
Proximal site character assignment for category S92—A, B, C, D, E, F, G, H, I, J, K, L, M, N, O, P, Q, R, S—see end of FRACTURE table						

FIG. 7



Fracture encounter 7th character meanings:					
A	initial encounter	B	subsequent encounter for closed fracture	C	subsequent encounter for type III fracture
D	initial encounter for type III fracture	E	subsequent encounter for type III fracture	F	subsequent encounter for type III fracture
G	initial encounter for type III fracture	H	subsequent encounter for type III fracture	I	subsequent encounter for type III fracture
J	initial encounter for type III fracture	K	subsequent encounter for type III fracture	L	subsequent encounter for type III fracture
M	initial encounter for type III fracture	N	subsequent encounter for type III fracture	O	subsequent encounter for type III fracture
P	initial encounter for type III fracture	Q	subsequent encounter for type III fracture	R	subsequent encounter for type III fracture
S	initial encounter for type III fracture	T	subsequent encounter for type III fracture	U	subsequent encounter for type III fracture
V	initial encounter for type III fracture	W	subsequent encounter for type III fracture	X	subsequent encounter for type III fracture
Y	initial encounter for type III fracture	Z	subsequent encounter for type III fracture		unspecified

GANGLION	
Ankle/foot	M07.47(1,2,9)
8th character meanings as indicated: 1 right, 2 left, 9 unspecified	

GOUT	
Idiopathic	M10.07(1,2,9)
8th character meanings as indicated: 1 right, 2 left, 9 unspecified	
7th character meanings as indicated for category M10: 0 sero-negative, 1 sero-positive	

INJURY					
	Dorsal artery	Dorsal vein	Other specified	Plantar artery	Unspecified vessel
<b>Blood vessel</b>					
Laceration	S95.01(1,2,9)(A,D,S)	S95.21(1,2,9)(A,D,S)	S95.41(1,2,9)(A,D,S)	S95.11(1,2,9)(A,D,S)	S95.91(1,2,9)(A,D,S)
Other injury	S95.09(1,2,9)(A,D,S)	S95.29(1,2,9)(A,D,S)	S95.49(1,2,9)(A,D,S)	S95.19(1,2,9)(A,D,S)	S95.99(1,2,9)(A,D,S)
<b>Muscle/Tendon</b>					
	Abductor hallucis	Extensor	Long extensor	Long flexor	Other specified
Laceration	S96.01(1,2,9)(A,D,S)	S96.21(1,2,9)(A,D,S)	S96.41(1,2,9)(A,D,S)	S96.03(1,2,9)(A,D,S)	S96.81(1,2,9)(A,D,S)
Other	S96.09(1,2,9)(A,D,S)	S96.29(1,2,9)(A,D,S)	S96.49(1,2,9)(A,D,S)	S96.05(1,2,9)(A,D,S)	S96.89(1,2,9)(A,D,S)
Strain	S96.02(1,2,9)(A,D,S)	S96.22(1,2,9)(A,D,S)	S96.42(1,2,9)(A,D,S)	S96.04(1,2,9)(A,D,S)	S96.82(1,2,9)(A,D,S)
<b>Nerve</b>					
	Calcaneal sensory	Deep peroneal	Lateral plantar	Medial plantar	Other specified
	S94.30(1,2,9)(A,D,S)	S94.20(1,2,9)(A,D,S)	S94.00(1,2,9)(A,D,S)	S94.10(1,2,9)(A,D,S)	S94.80(1,2,9)(A,D,S)
Note: Code also any associated open wound (S91.4—see WOUND, OPEN)					

	Skin					
	Ankle		Foot		Toes	
	with nail damage	with nail damage	with nail damage	with nail damage	with nail damage	with nail damage
<b>Skin</b>						
Abrasion	S98.51(1,2,9)(A,D,S)	S98.61(1,2,9)(A,D,S)	S98.41(1,2,9)(A,D,S)	S98.31(1,2,9)(A,D,S)	S98.414(1,2,9)(A,D,S)	S98.413(1,2,9)(A,D,S)
Bleed	S98.52(1,2,9)(A,D,S)	S98.62(1,2,9)(A,D,S)	S98.42(1,2,9)(A,D,S)	S98.32(1,2,9)(A,D,S)	S98.414(1,2,9)(A,D,S)	S98.413(1,2,9)(A,D,S)
Laceration	S98.53(1,2,9)(A,D,S)	S98.63(1,2,9)(A,D,S)	S98.43(1,2,9)(A,D,S)	S98.33(1,2,9)(A,D,S)	S98.414(1,2,9)(A,D,S)	S98.413(1,2,9)(A,D,S)
External constriction	S98.54(1,2,9)(A,D,S)	S98.64(1,2,9)(A,D,S)	S98.44(1,2,9)(A,D,S)	S98.34(1,2,9)(A,D,S)	S98.414(1,2,9)(A,D,S)	S98.413(1,2,9)(A,D,S)
Foreign body	S98.55(1,2,9)(A,D,S)	S98.65(1,2,9)(A,D,S)	S98.45(1,2,9)(A,D,S)	S98.35(1,2,9)(A,D,S)	S98.414(1,2,9)(A,D,S)	S98.413(1,2,9)(A,D,S)
Insect bite	S98.56(1,2,9)(A,D,S)	S98.66(1,2,9)(A,D,S)	S98.46(1,2,9)(A,D,S)	S98.36(1,2,9)(A,D,S)	S98.414(1,2,9)(A,D,S)	S98.413(1,2,9)(A,D,S)
Other bite	S98.57(1,2,9)(A,D,S)	S98.67(1,2,9)(A,D,S)	S98.47(1,2,9)(A,D,S)	S98.37(1,2,9)(A,D,S)	S98.414(1,2,9)(A,D,S)	S98.413(1,2,9)(A,D,S)
8th or 9th character meanings as indicated: 1 or 4 right, 2 or 5 left, 0, 3, 6 or 9 unspecified						
7th character meanings as indicated: A initial encounter, D subsequent encounter, S sequela						

INJURY, CRUSH				
Ankle	Foot	Toe, great	Toe, lesser	Toe, unspecified
S97.00(1,2,9)(A,D,S)	S97.00(1,2,9)(A,D,S)	S97.11(1,2,9)(A,D,S)	S97.21(1,2,9)(A,D,S)	S97.30(1,2,9)(A,D,S)
Note: Use additional codes for all associated injuries.				
8th or 9th character meanings as indicated: 1 right, 2 left, 0 or 9 unspecified				
7th character meanings as indicated: A initial encounter, D subsequent encounter, S sequela				

FIG. 8



NEOPLASM										
Melanoma, skin, low limb										
in situ										
Site, lower limb										
	Face, scalp, ear, eye	Carotid, neck	Neck, low limb	Head, neck	Trunk	Upper limb	Lower limb	Unspecified	Site	Code
Benign	D16.3(1,2)	D16.4	D16.5	---	D22.7(1,2)	D23.7(1,2)	---	---	---	D24.2(1,2)
Malign, primary	C40.3(1,2)	C41.3	C42.2(1,2)	C44.7(1,2,3)	---	C46.7(1,2,3)	C48.7(1,2,3)	C49.7(1,2,3)	C49.8(1,2,3)	C49.9(1,2,3)
Malign, secondary	C79.31	C79.32	C79.33	---	---	C79.34	---	---	---	C79.39
Site or site character meanings as indicated: 1 right 2 left 3 unspecified										
NEUROMA										
Morton's neuroma										
Site character meanings as indicated: 1 right 2 left 3 unspecified										
NEUROPATHY, LOWER LIMB										
Site character meanings as indicated: 1 right 2 left 3 unspecified										
Autonomic										
Type I										
Type II										
Other specified										
Diabetic										
Autonomic										
Mononeurop										
With neurotomy										
Polyneurop										
Ulnar neurop										
Site character meanings as indicated: 1 right 2 left 3 unspecified										
Mononeuropathy										
Site character meanings as indicated: 1 right 2 left 3 unspecified										
Polynuropathy										
Site character meanings as indicated: 1 right 2 left 3 unspecified										
In other disease										
Site character meanings as indicated: 1 right 2 left 3 unspecified										
OSTEOMALACIA										
Site character meanings as indicated: 1 right 2 left 3 unspecified										
OSTEOMYELITIS										
Site character meanings as indicated: 1 right 2 left 3 unspecified										
OSTEONECROSIS										
Site character meanings as indicated: 1, 2 or 7 right 2, 3 or 8 left 3, 6 or 9 unspecified										

FIG. 9



OSTEOPATHY, OTHER					
	Complete (heel)	Other	Partial (heel)	Unspecified	
Physical arrest (tibia)	M83.16(A,S)	M83.16B	M83.16(S,7)	M83.16S	
5th character meanings as indicated: 4 or 6 right; 5 or 7 left					
Osteous defect, necr.	Osteitis def or necr of	Osteoarthritis, other	Osteoflexia	Osteop after polio	Osteop tooth ac
M89.77(1,2,9)	M89.67(1,2,9)	M89.47(1,2,9)	M89.57(1,2,9)	M89.67(1,2,9)	M89.77(1,2,9)
Note: For codes M89.67(1,2,9), code first the neoplasm (C48., C41.)—see NEOPLASM.					
Note: For codes M89.87(1,2,9), code first the underlying disease, such as rickets (E35.0) or vitamin-D-resistant rickets (E81.0).					
5th character meanings as indicated: 1 right; 2 left; 9 unspecified					
OSTEOPOROSIS					
w/ Current Fracture			w/o Current Fracture		
Age related	Other		Age related	Localized	Other
M80.07(1,2,9)(A,D)(X,Y,S)	M80.87(1,2,9)(A)(G,X,P,S)		M81.0	M81.1	M81.2
5th character meanings as indicated: 1 right; 2 left; 9 unspecified					
7th character meanings as indicated: A, anteroanterior; D, distal; G, general; X, subung; Y, encounter for routine heal; P, subung; encounter for routine heal; S, subung; encounter for routine heal					
PAIN					
Foot			Toes		
M79.67(1,2,9)			M79.67(1,2,9)		
Note: For joint pain—see DISORDERS (OP), Joint					
5th character meanings as indicated: 1 or 4 right; 2 or 5 left; 3 or 6 unspecified					
RUPTURE, NONTRAUMATIC					
Tendon		Other		Synovium	
Extensor	Flexor	Other	Heel	Foot	Toes
M66.27(1,2,9)	M66.37(1,2,9)	M66.57(1,2,9)	M66.17(1,2,9)	M66.17(1,2,9)	M66.17(1,2,9)
5th character meanings as indicated: 1, 4 or 7 right; 2, 5 or 8 left; 3, 6 or 9 unspecified					
SPRAIN/RUPTURE (CURRENT) (TRAUMATIC)					
	Carpometacarpal	Metatarsal	Other	Tarsometatarsal	Unspecified
Ankle	S91.41(1,2,9)(A,B,S)	S93.41(1,2,9)(A,D,S)	S90.41(1,2,9)(A,D,S)	S93.41(1,2,9)(A,D,S)	S91.40(1,2,9)(A,B,S)
	Tarsal tunnel	Tarsometatarsal	Other	Unspecified	
Foot	S93.61(1,2,9)(A,D,S)	S93.62(1,2,9)(A,D,S)	S93.60(1,2,9)(A,D,S)	S93.60(1,2,9)(A,D,S)	
	Interphalangeal	Metatarsophalangeal	Unspecified		
Toe(s)					
Great	S91.51(1,2,9)(A,B,S)	N93.51(1,2,9)(A,D,S)	S93.50(1,2,9)(A,D,S)		
Lesser	S91.51(1,2,9)(A,B,S)	S93.52(1,2,9)(A,D,S)	S93.50(1,2,9)(A,D,S)		
5th character meanings as indicated: 1 or 4 right; 2 or 5 left; 3, 6 or 9 unspecified					
7th character meanings as indicated: A, anteroanterior; D, distal; encounter; S, subsequent encounter; 9, unspecified					
SYMPTOMS					
Difficulty walking		R26.2			
Gait, abnormality		R26.0			
Hyperhidrosis, focal, soles		E74.51			
Myalgia		M79.1			
Neuralgia, unspecified		M79.2			
Numbness		R20.0			
Paresthesia		R20.2			
Swelling, lower limb		R27.40(1,2,9)			
5th character meanings as indicated: 1 right; 2 left; 3 bilateral; 9 unspecified					
(TENO)SYNOVITIS					
Intercarpal	Tarsometatarsal	Metatarsophalangeal	Other		
M67.17(1,2,9)	M67.37(1,2,9)	M12.27(1,2,9)	M65.87(1,2,9)		
5th character meanings as indicated: 1 right; 2 left; 9 unspecified					

FIG. 10



<b>TENDINITIS</b>									
See -- ENDEMICOPATHY									
<b>ULCER</b>									
	Type 1	Type 2	Other						
<b>Diabetic</b>									
Foot	E10.621	E11.621	E13.621						
Note: Use an additional code to identify site of ulcer -- see ULCER, Nonpressure.									
Note: Use additional code to indicate insulin use (Z79.4).									
	<b>Ankle</b>			<b>Plantar/heel</b>			<b>Other foot part (toe)</b>		
	Left	Right	Unspecified	Left	Right	Unspecified	Left	Right	Unspecified
<b>Nonpressure (chronic)</b>									
w/ Ext exposed	L97.322	L97.312	L97.302	L97.421	L97.411	L97.401	L97.521	L97.511	L97.501
w/ Necrosis									
Bone	L97.324	L97.314	L97.304	L97.424	L97.414	L97.404	L97.524	L97.514	L97.504
Muscle	L97.323	L97.313	L97.303	L97.423	L97.413	L97.403	L97.523	L97.513	L97.503
w/ Skin breakdown	L97.311	L97.311	L97.301	L97.411	L97.411	L97.401	L97.511	L97.511	L97.501
Unspecified severity	L97.320	L97.310	L97.300	L97.420	L97.410	L97.400	L97.520	L97.510	L97.500
Note: Code first any associated underlying condition such as arteriosclerosis of lower extremities -- see ARTERIOSCLEROSIS W/ULCEER or diabetic ulcers -- see ULCER, Diabetic.									
Note: Code first any associated gangrene (R6).									
	<b>Ankle</b>			<b>Plantar</b>					
	Left	Right	Unspecified	Left	Right	Unspecified			
<b>Pressure</b>									
Stage 1	L89.621	L89.611	L89.601	L89.621	L89.611	L89.601			
Stage 2	L89.622	L89.612	L89.602	L89.622	L89.612	L89.602			
Stage 3	L89.623	L89.613	L89.603	L89.623	L89.613	L89.603			
Stage 4	L89.624	L89.614	L89.604	L89.624	L89.614	L89.604			
Unspecified stage	L89.629	L89.619	L89.609	L89.629	L89.619	L89.609			
Unstageable	L89.620	L89.610	L89.600	L89.620	L89.610	L89.600			
Note: For varicella -- see DISORDERS (OP), Varicella, Varicella									
<b>WOUND, OPEN</b>									
	<b>Bite</b>		<b>Foot</b>		<b>Toe -- w/ nail damage</b>		<b>Toe -- w/o nail damage</b>		
					<b>Great</b>		<b>Little</b>		
<b>Laceration</b>									
w/ Foreign body	S91.821 (1,2)(A,D,S)	S91.821 (2,3)(A,D,S)	S91.221 (1)(A,D,S)	S91.221 (4)(A,D,S)	S91.121 (1)(A,D,S)	S91.121 (4)(A,D,S)	S91.121 (1)(A,D,S)	S91.121 (4)(A,D,S)	
w/o Foreign body	S91.811 (1,2)(A,D,S)	S91.811 (2,3)(A,D,S)	S91.211 (1)(A,D,S)	S91.211 (4)(A,D,S)	S91.111 (1)(A,D,S)	S91.111 (4)(A,D,S)	S91.111 (1)(A,D,S)	S91.111 (4)(A,D,S)	
<b>Open bite</b>	S91.820 (1,2)(A,D,S)	S91.820 (2,3)(A,D,S)	S91.220 (1)(A,D,S)	S91.220 (4)(A,D,S)	S91.120 (1)(A,D,S)	S91.120 (4)(A,D,S)	S91.120 (1)(A,D,S)	S91.120 (4)(A,D,S)	
<b>Puncture</b>									
w/ Foreign body	S91.841 (1,2)(A,D,S)	S91.841 (2,3)(A,D,S)	S91.241 (1)(A,D,S)	S91.241 (4)(A,D,S)	S91.141 (1)(A,D,S)	S91.141 (4)(A,D,S)	S91.141 (1)(A,D,S)	S91.141 (4)(A,D,S)	
w/o Foreign body	S91.831 (1,2)(A,D,S)	S91.831 (2,3)(A,D,S)	S91.231 (1)(A,D,S)	S91.231 (4)(A,D,S)	S91.131 (1)(A,D,S)	S91.131 (4)(A,D,S)	S91.131 (1)(A,D,S)	S91.131 (4)(A,D,S)	
with character unspecified as indicated: 1 or 2 right; 3 or 5 left; 4 or 9 unspecified									
with character unspecified as indicated: A initial encounter; D subsequent encounter; S amputation									

FIG. 11



GENERAL MEDICAL						
<b>ENCOUNTER FOR</b>						
	Wound arterial fix device	Amputation	Joint replacement	Regional arterial fix dev	Other fix	
Aftercare	Z45.09	Z47.81	Z47.1	Z47.2	Z47.89	
	Drain	Surgical dressing	Non-surgical dressing	Suture/staple		
Change/removal	Z48.01	Z48.81	Z48.00	Z48.87		
	F-X, neoplasm	F-X, other	Preprocedural			
Examination	Z88	Z89	Z81.2-8			
Post procedure wound closure	Z48.1					
<b>HISTORY (PERSONAL)</b>						
	Respiratory	Brain neoplasm	Long term non-neoplastic disease	F-X	Musculoskeletal dis	Chronic pain
	Z87.9	Z80.890	Z81.70	Z91.81	Z87.29	Z87.310
					Z87.312	Z87.91
<b>STATUS</b>						
	Anticoagulants	Aspirin	Biophosphonates	Seizure/epilepsy	BBB	BBB/BS
Long-term use (current) of drug therapy	Z79.01	Z79.02	Z79.83	Z79.3	Z79.890	Z79.7
	Artic joint implant	Artificial limb	Artificial eye	Paper based contact	Other ocular implant	Drug implant
Status (part)	Z96.06(1,2,3)	Z97.1(3,4,6)	Z96.81	Z96.7	Z96.090	Z96.9
	Rth or Lth character modifier as indicated: 1 or 3 right; 2 or 4 left; 0 or 9 unspecified					

FIG. 12