



US00D746917S

(12) **United States Design Patent**  
**Hart**

(10) **Patent No.:** **US D746,917 S**  
(45) **Date of Patent:** **\*\* \*Jan. 5, 2016**

- (54) **CODING MATRIX TOOL**
- (71) Applicant: **Optum, Inc.**, Minnetonka, MN (US)
- (72) Inventor: **Anita C. Hart**, White Stone, VA (US)
- (73) Assignee: **OPTUM, INC.**, Minnetonka, MN (US)
- (\* ) Notice: This patent is subject to a terminal disclaimer.
- (\*\*) Term: **14 Years**
- (21) Appl. No.: **29/511,156**
- (22) Filed: **Dec. 8, 2014**
- (51) **LOC (10) Cl.** ..... **19-01**
- (52) **U.S. Cl.**  
USPC ..... **D19/1**
- (58) **Field of Classification Search**  
USPC ..... D19/1-12, 20-34; 206/449, 232, 495.5, 206/494; 40/124.01-124.15, 672, 776, 726; 229/72, 92, 92.1, 300-303, 87.06, 229/87.08, 87.14; 281/2-5, 16, 22, 51; 705/3; 283/2-3, 115, 900, 74-75, 103, 283/105-106; 428/42.3; D9/703, 707, 709, D9/713, 424, 414, 720, 418, 416; 426/106; 222/92, 107; 383/127, 106-108, 901, 383/200, 203, 207, 210; D20/10, 22, 40, D20/42, 11; D3/303, 203.1  
CPC .. B42D 15/022; B42D 15/042; B42D 15/045; B42D 15/027; B42D 15/08; B42D 25/00; B42D 25/29; B42D 25/30; B42D 2033/20; B42D 2033/33; B42D 25/20; B42D 25/23; B42D 25/26; B42D 25/40; B42D 2033/02; B42D 2033/04; B42D 2033/08; B42D 2033/10; B42D 2033/16; B42D 2033/18; B42D 2033/28; B42D 2033/30  
See application file for complete search history.

D432,570 S 10/2000 Donaldson  
(Continued)

*Primary Examiner* — Caron D Veynar  
*Assistant Examiner* — Abraham Bahta  
(74) *Attorney, Agent, or Firm* — Dorsey & Whitney LLP


(57) **CLAIM**  
The ornamental design for a coding matrix tool, as shown and described.

**DESCRIPTION**

A portion of the disclosure of this patent document contains material to which a claim for copyright is made. The copyright owner has no objection to the facsimile reproduction by anyone of the patent document or the patent disclosure, as it appears in the Patent and Trademark Office patent file or records, but reserves all other copyright rights whatsoever. FIG. 1 is a first perspective view of a coding matrix tool in unfolded configuration showing my new design; FIG. 2 is a second perspective view thereof; FIG. 3 is an elevation view of a first matrix sheet or panel thereof; FIG. 4 is an elevation view of a second matrix sheet or panel thereof; FIG. 5 is an elevation view of a third matrix sheet or panel thereof; FIG. 6 is an elevation view of a fourth matrix sheet or panel thereof; FIG. 7 is an elevation view of a fifth matrix sheet or panel thereof; FIG. 8 is an elevation view of a sixth matrix sheet or panel thereof; FIG. 9 is an elevation view of a seventh matrix sheet or panel thereof; and, FIG. 10 is an elevation view of an eighth matrix sheet or panel thereof. The broken lines in the figures represent portions of the coding matrix tool which are not part of the claimed design.

- (56) **References Cited**  
U.S. PATENT DOCUMENTS  
D400,919 S 11/1998 Pickel  
D414,574 S 9/1999 Chen

**1 Claim, 10 Drawing Sheets**



(56)

**References Cited**

U.S. PATENT DOCUMENTS

D555,724 S 11/2007 Brodie  
D600,746 S 9/2009 Kudimi  
D602,167 S 10/2009 Coyne, III et al.  
D650,009 S 12/2011 Tetrault

D662,976 S 7/2012 Tetrault  
D664,195 S 7/2012 Rosenthal et al.  
D677,329 S 3/2013 Rosenthal et al.  
D686,660 S 7/2013 Wang  
D687,486 S \* 8/2013 Worthington et al. .... D19/1  
D719,213 S 12/2014 Hart

\* cited by examiner



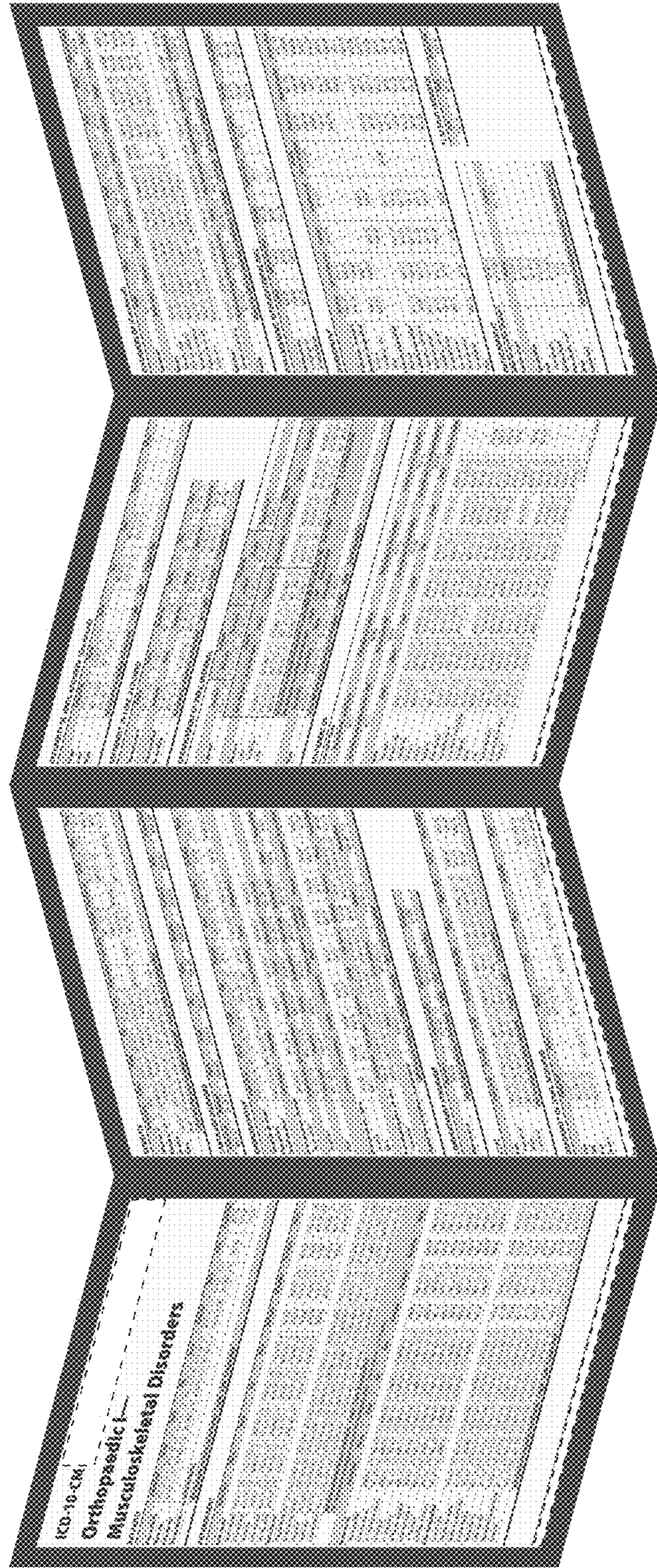


FIG. 1



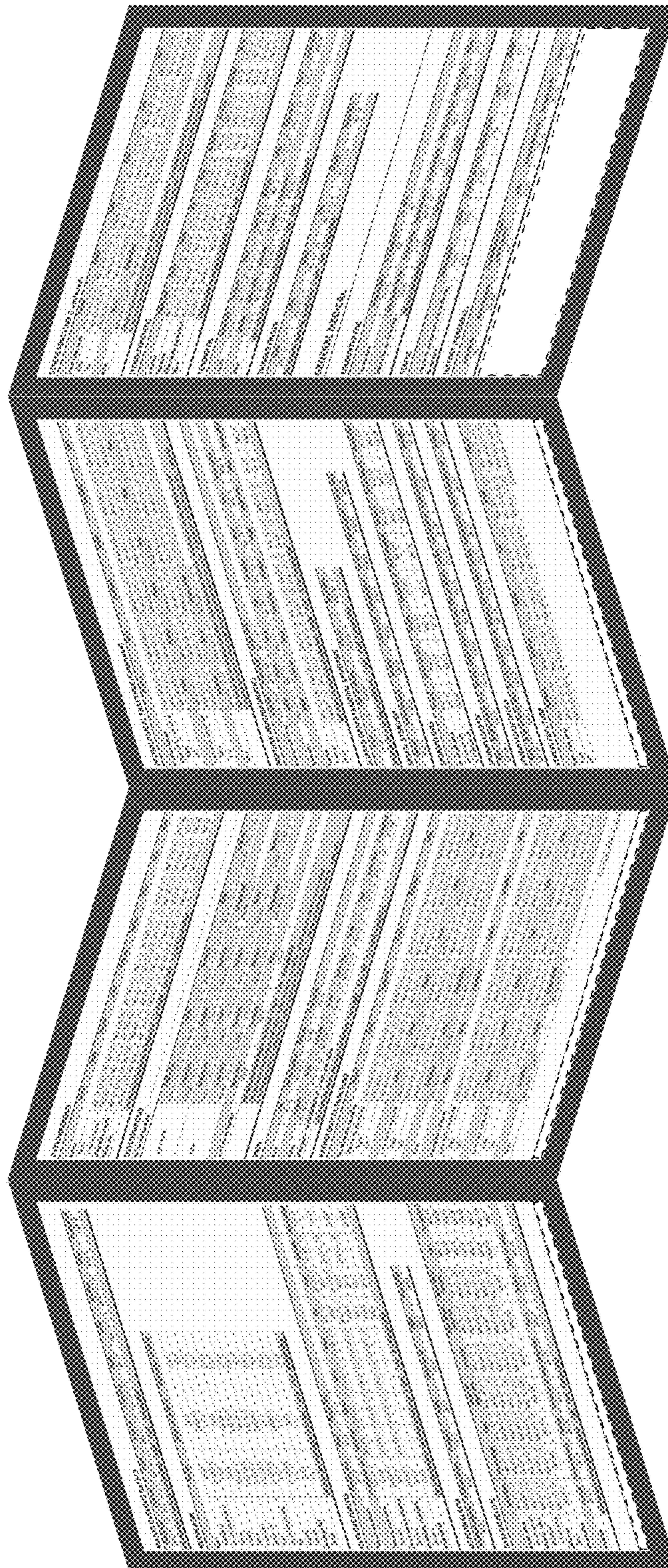


FIG. 2



ICD-10-CM

Orthopaedic I—  
Musculoskeletal Disorders

ARTHRITIS

	Ankle/foot	Elbow	Hand	Hip	Knee	Multiple	Shoulder	Wrist	Other	Unspecified
Monoarthritis	M13.1X1(2,9)	M13.1X1(2,9)	M13.1A1(2,9)	M13.1B(2,9)	M13.1C(2,9)	M13.1D(2,9)	M13.1E(2,9)	M13.1F(2,9)	---	M13.10
Other spec	M13.2X1(2,9)	M13.2X1(2,9)	M13.2A1(2,9)	M13.2B(2,9)	M13.2C(2,9)	M13.2D(2,9)	M13.2E(2,9)	M13.2F(2,9)	M13.20	M13.20
Polyarthritis	---	---	---	---	---	---	---	---	---	M13.3
Gouty arthritis—see OSTEOARTHRITIS										
All character meanings as indicated: 1 digit, 2 digit, 3 unspecified										

ARTHROPATHY

	Ankle/foot	Elbow	Hand	Hip	Knee	Multiple	Shoulder	Forelimb	Wrist	
Gout (acute)										
Drug-induced	M10.2X1(2,9)	M10.2X1(2,9)	M10.2A1(2,9)	M10.2B(2,9)	M10.2C(2,9)	M10.2D(2,9)	M10.2E(2,9)	M10.2F(2,9)	M10.20(2,9)	
Chronic	M10.3X1(2,9)	M10.3X1(2,9)	M10.3A1(2,9)	M10.3B(2,9)	M10.3C(2,9)	M10.3D(2,9)	M10.3E(2,9)	M10.3F(2,9)	M10.30(2,9)	
Isopathic	M10.8X1(2,9)	M10.8X1(2,9)	M10.8A1(2,9)	M10.8B(2,9)	M10.8C(2,9)	M10.8D(2,9)	M10.8E(2,9)	M10.8F(2,9)	M10.80(2,9)	
Lead-induced	M10.1X1(2,9)	M10.1X1(2,9)	M10.1A1(2,9)	M10.1B(2,9)	M10.1C(2,9)	M10.1D(2,9)	M10.1E(2,9)	M10.1F(2,9)	M10.10(2,9)	
Secondary, other	M10.4X1(2,9)	M10.4X1(2,9)	M10.4A1(2,9)	M10.4B(2,9)	M10.4C(2,9)	M10.4D(2,9)	M10.4E(2,9)	M10.4F(2,9)	M10.40(2,9)	
Gout (chronic)										
Drug-induced	M1A.2X1(2,9)	M1A.2X1(2,9)	M1A.2A1(2,9)	M1A.2B(2,9)	M1A.2C(2,9)	M1A.2D(2,9)	M1A.2E(2,9)	M1A.2F(2,9)	M1A.20(2,9)	
Chronic	M1A.3X1(2,9)	M1A.3X1(2,9)	M1A.3A1(2,9)	M1A.3B(2,9)	M1A.3C(2,9)	M1A.3D(2,9)	M1A.3E(2,9)	M1A.3F(2,9)	M1A.30(2,9)	
Isopathic	M1A.8X1(2,9)	M1A.8X1(2,9)	M1A.8A1(2,9)	M1A.8B(2,9)	M1A.8C(2,9)	M1A.8D(2,9)	M1A.8E(2,9)	M1A.8F(2,9)	M1A.80(2,9)	
Lead-induced	M1A.1X1(2,9)	M1A.1X1(2,9)	M1A.1A1(2,9)	M1A.1B(2,9)	M1A.1C(2,9)	M1A.1D(2,9)	M1A.1E(2,9)	M1A.1F(2,9)	M1A.10(2,9)	
Secondary, other	M1A.4X1(2,9)	M1A.4X1(2,9)	M1A.4A1(2,9)	M1A.4B(2,9)	M1A.4C(2,9)	M1A.4D(2,9)	M1A.4E(2,9)	M1A.4F(2,9)	M1A.40(2,9)	
All character meanings as indicated: 1 digit, 2 digit, 3 unspecified										
All character meanings as indicated for category M1A: 1 digit, 2 digit, 3 unspecified										

	Ankle/foot	Elbow	Hand	Hip	Knee	Multiple	Shoulder	Forelimb	Wrist	
Rheumatoid										
Other specified	M06.8X1(2,9)	M06.8X1(2,9)	M06.8A1(2,9)	M06.8B(2,9)	M06.8C(2,9)	M06.8D(2,9)	M06.8E(2,9)	M06.8F(2,9)	M06.80(2,9)	
w/ Heart disease	M06.3X1(2,9)	M06.3X1(2,9)	M06.3A1(2,9)	M06.3B(2,9)	M06.3C(2,9)	M06.3D(2,9)	M06.3E(2,9)	M06.3F(2,9)	M06.30(2,9)	
w/ Invol other organs	M06.6X1(2,9)	M06.6X1(2,9)	M06.6A1(2,9)	M06.6B(2,9)	M06.6C(2,9)	M06.6D(2,9)	M06.6E(2,9)	M06.6F(2,9)	M06.60(2,9)	
w/ Lung dis	M06.7X1(2,9)	M06.7X1(2,9)	M06.7A1(2,9)	M06.7B(2,9)	M06.7C(2,9)	M06.7D(2,9)	M06.7E(2,9)	M06.7F(2,9)	M06.70(2,9)	
w/ Myopathy	M06.4X1(2,9)	M06.4X1(2,9)	M06.4A1(2,9)	M06.4B(2,9)	M06.4C(2,9)	M06.4D(2,9)	M06.4E(2,9)	M06.4F(2,9)	M06.40(2,9)	
w/ Polyneuropathy	M06.5X1(2,9)	M06.5X1(2,9)	M06.5A1(2,9)	M06.5B(2,9)	M06.5C(2,9)	M06.5D(2,9)	M06.5E(2,9)	M06.5F(2,9)	M06.50(2,9)	
w/ Rheum factors	M06.9X1(2,9)	M06.9X1(2,9)	M06.9A1(2,9)	M06.9B(2,9)	M06.9C(2,9)	M06.9D(2,9)	M06.9E(2,9)	M06.9F(2,9)	M06.90(2,9)	
w/ Vasculitis	M06.2X1(2,9)	M06.2X1(2,9)	M06.2A1(2,9)	M06.2B(2,9)	M06.2C(2,9)	M06.2D(2,9)	M06.2E(2,9)	M06.2F(2,9)	M06.20(2,9)	
w/o Rheum factors	M06.0X1(2,9)	M06.0X1(2,9)	M06.0A1(2,9)	M06.0B(2,9)	M06.0C(2,9)	M06.0D(2,9)	M06.0E(2,9)	M06.0F(2,9)	M06.00(2,9)	
Other/unspecified										
Charcot's joint	M14.8X1(2,9)	M14.8X1(2,9)	M14.8A1(2,9)	M14.8B(2,9)	M14.8C(2,9)	M14.8D(2,9)	M14.8E(2,9)	M14.8F(2,9)	M14.80(2,9)	
Chronic posttraumatic	M12.8X1(2,9)	M12.8X1(2,9)	M12.8A1(2,9)	M12.8B(2,9)	M12.8C(2,9)	M12.8D(2,9)	M12.8E(2,9)	M12.8F(2,9)	M12.80(2,9)	
Intermittent hydrarthrosis	M12.4X1(2,9)	M12.4X1(2,9)	M12.4A1(2,9)	M12.4B(2,9)	M12.4C(2,9)	M12.4D(2,9)	M12.4E(2,9)	M12.4F(2,9)	M12.40(2,9)	
Kayser-Fleischer disc	M12.3X1(2,9)	M12.3X1(2,9)	M12.3A1(2,9)	M12.3B(2,9)	M12.3C(2,9)	M12.3D(2,9)	M12.3E(2,9)	M12.3F(2,9)	M12.30(2,9)	
Monoarthritis	M13.1X1(2,9)	M13.1X1(2,9)	M13.1A1(2,9)	M13.1B(2,9)	M13.1C(2,9)	M13.1D(2,9)	M13.1E(2,9)	M13.1F(2,9)	M13.10(2,9)	
Other specific	M12.8X1(2,9)	M12.8X1(2,9)	M12.8A1(2,9)	M12.8B(2,9)	M12.8C(2,9)	M12.8D(2,9)	M12.8E(2,9)	M12.8F(2,9)	M12.80(2,9)	
Palindromic rheumatism	M12.3X1(2,9)	M12.3X1(2,9)	M12.3A1(2,9)	M12.3B(2,9)	M12.3C(2,9)	M12.3D(2,9)	M12.3E(2,9)	M12.3F(2,9)	M12.30(2,9)	
Traumatic	M12.3X1(2,9)	M12.3X1(2,9)	M12.3A1(2,9)	M12.3B(2,9)	M12.3C(2,9)	M12.3D(2,9)	M12.3E(2,9)	M12.3F(2,9)	M12.30(2,9)	
All character meanings as indicated: 1 digit, 2 digit, 3 unspecified										

FIG. 3



<b>BURSITIS</b>											
	Ankle/foot	Elbow	Hand	Hip	Knee	Metatarsal/Phalanx	Shoulder	Trochanter	Wrist	Other	Unspecified
<b>Infective</b>	M71.10(1,2,9)	M71.12(1,2,9)	M71.13(1,2,9)	M71.15(1,2,9)	M71.16(1,2,9)	---	M71.17(1,2,9)	---	M71.18(1,2,9)	M71.19	M71.10
<b>Rheumat</b>	M86.20(1,2,9)	M86.21(1,2,9)	M86.24(1,2,9)	M86.25(1,2,9)	M86.26(1,2,9)	---	M86.27(1,2,9)	---	M86.28(1,2,9)	---	M86.29
<b>Overtse</b>	---	M76.10(1,2)	M76.11(1,2)	M76.12(1,2)	M76.13(1,2)	M76.14(1,2)	M76.15(1,2)	M76.16(1,2)	---	---	M71.9
<b>Other</b>	M71.50(1,2,9)	M71.51(1,2,9)	M71.54(1,2,9)	M71.55(1,2,9)	M71.56(1,2,9)	---	M71.57(1,2,9)	---	M71.58(1,2,9)	M71.59	M71.50
<i>Note: For additional bursitis disorders—see DISORDERS OF Soft Tissue, Overuse.</i>											
<i>5th or 6th character meanings as indicated: 1 right, 2 left, 9 unspecified</i>											
<b>CARTILAGE DISORDER</b>											
	Ankle/foot	Shoulder	Elbow	Hand	Hip	Knee	Metatarsal	Trochanter	Wrist	Other	Unspecified
	M94.87	M94.10(1)	M94.10(2)	M94.10(3)	M94.10(4)	M94.10(5)	M94.10(6)	M94.10(7)	M94.10(8)	M94.10(9)	M94.10(0)
<b>CHONDROPATHY</b>											
	Ankle/foot	Elbow	Hand	Hip	Knee	Metatarsal	Shoulder	Trochanter	Wrist	Other	Unspecified
<b>Chondritic dissects</b>	M92.27(1,2,9)	M92.22(1,2,9)	M92.24(1,2,9)	M92.25(1,2,9)	M92.29	M92.26(1,2,9)	M92.27(1,2,9)	M92.28	M92.23(1,2,9)	M92.24	M92.25(1,2,9)
<b>Chondrolysis</b>	---	---	---	M94.15(1,2,9)	---	---	---	---	---	---	---
<b>Chondromalacia</b>	M94.27(1,2,9)	M94.22(1,2,9)	M94.24(1,2,9)	M94.25(1,2,9)	M94.29	M94.26(1,2,9)	M94.27(1,2,9)	M94.28	M94.23(1,2,9)	M94.24	M94.25(1,2,9)
<i>Note: For additional chondropathy disorders—see DISORDERS OF Soft Tissue, Overuse.</i>											
<i>5th or 6th character meanings as indicated: 1 right, 2 left, 9 unspecified</i>											
<b>Osteochondrosis, juvenile</b>											
<b>Hip and pelvis</b>	M91.40(1,2)	M91.20(1,2)	M91.0	M91.30(1,2)	M91.50(1,2)	M91.60(1,2)	M91.70(1,2)	M91.80(1,2)	M91.90(1,2)	---	---
<i>Note: For additional juvenile osteochondrosis disorders—see DISORDERS OF Soft Tissue, Overuse.</i>											
<i>5th or 6th character meanings as indicated: 1 right, 2 left, 9 unspecified</i>											
<b>Osteochondropathy, adult</b>											
	General	Metatarsal	Hand	Metatarsal	Tarsus	Other hand	Other foot	Other	Other	Other	Unspecified
<b>General</b>	M92.10(1,2,9)	M92.20(1,2,9)	M92.70(1,2,9)	M92.60(1,2,9)	M92.50(1,2,9)	M92.20(1,2,9)	M92.30(1,2,9)	M92.40(1,2,9)	M92.80	M92.90	M92.0
<b>Metatarsal</b>	---	M92.20(1,2,9)	---	---	---	---	---	---	---	---	---
<b>Hand</b>	---	---	M92.70(1,2,9)	---	---	---	---	---	---	---	---
<b>Metatarsal</b>	---	---	---	M92.60(1,2,9)	---	---	---	---	---	---	---
<b>Tarsus</b>	---	---	---	---	M92.50(1,2,9)	---	---	---	---	---	---
<b>Other hand</b>	---	---	---	---	---	M92.20(1,2,9)	---	---	---	---	---
<b>Other foot</b>	---	---	---	---	---	---	M92.30(1,2,9)	---	---	---	---
<b>Other</b>	M92.10(1,2,9)	M92.20(1,2,9)	M92.40(1,2,9)	M92.50(1,2,9)	M92.60(1,2,9)	M92.70(1,2,9)	M92.80(1,2,9)	M92.90(1,2,9)	M92.0	M92.9	M92.0
<i>Note: For additional adult osteochondropathy disorders—see DISORDERS OF Soft Tissue, Overuse.</i>											
<i>5th or 6th character meanings as indicated: 1 right, 2 left, 9 unspecified</i>											
<b>Osteochondropathy, spinal</b>											
	General	Cervical	Thoracic	Lumbar	Lumbosacral	Sacroiliac	Sacrospinous	Other	Other	Other	Unspecified
<b>Juvenile</b>	M92.80	M92.81	M92.82	M92.83	M92.84	M92.85	M92.86	M92.87	M92.88	M92.89	M92.80
<b>Adult</b>	M92.12	M92.13	M92.14	M92.15	M92.16	M92.17	M92.18	M92.19	M92.10	M92.11	M92.10
<i>Note: For additional spinal osteochondropathy disorders—see DISORDERS OF Soft Tissue, Overuse.</i>											
<i>5th or 6th character meanings as indicated: 1 right, 2 left, 9 unspecified</i>											
<b>Osteochondropathy, other</b>											
	Ankle/foot	Elbow	Hand	Hip	Knee	Metatarsal	Shoulder	Trochanter	Wrist	Other	Unspecified
<b>Unspecified</b>	M93.07(1,2,9)	M93.02(1,2,9)	M93.04(1,2,9)	M93.05(1,2,9)	M93.06(1,2,9)	M93.07(1,2,9)	M93.08(1,2,9)	M93.09(1,2,9)	M93.10(1,2,9)	M93.11(1,2,9)	M93.10
<i>Note: For additional other osteochondropathy disorders—see DISORDERS OF Soft Tissue, Overuse.</i>											
<i>5th or 6th character meanings as indicated: 1 right, 2 left, 9 unspecified</i>											
<b>Slipped femoral epiphysis, osteoarthritis</b>											
	Acute	Acute on chronic	Chronic	Unspecified							
	M93.01(1,2,9)	M93.03(1,2,9)	M93.04(1,2,9)	M93.00(1,2,9)							
<i>5th character meanings as indicated: 1 right, 2 left, 9 unspecified</i>											
<b>COMPARTMENT SYNDROME</b>											
	Elbow	Lower extremity	Upper extremity	Other site							
<b>Nontraumatic</b>	M79.43	M79.42(1,2,9)	M79.41(1,2,9)	M79.40							
<i>5th character meanings as indicated: 1 right, 2 left, 9 unspecified</i>											
<b>CYST</b>											
	Ankle/foot	Forearm	Hand	Lower leg	Shoulder	Thigh	Upper arm	Wrist	Other	Unspecified	
<b>Bone</b>											
<b>Aneurysmal</b>	M85.57(1,2,9)	M85.53(1,2,9)	M85.54(1,2,9)	M85.56(1,2,9)	M85.51(1,2,9)	M85.55(1,2,9)	M85.52(1,2,9)	M85.58	M85.59	M85.50	
<b>Solitary</b>	M85.57(1,2,9)	M85.53(1,2,9)	M85.54(1,2,9)	M85.56(1,2,9)	M85.51(1,2,9)	M85.55(1,2,9)	M85.52(1,2,9)	M85.58	M85.59	M85.50	
<b>Other spec</b>	M85.57(1,2,9)	M85.53(1,2,9)	M85.54(1,2,9)	M85.56(1,2,9)	M85.51(1,2,9)	M85.55(1,2,9)	M85.52(1,2,9)	M85.58	M85.59	M85.50	
<i>Note: For additional cyst disorders—see DISORDERS OF Soft Tissue, Overuse.</i>											
<i>5th character meanings as indicated: 1 right, 2 left, 9 unspecified</i>											
<b>DEFORMITY OF JOINT, ACQUIRED</b>											
	Ankle/foot	Elbow	Hand	Hip	Knee	Shoulder	Wrist				
<b>Claw</b>	M21.50(1,2,9)	---	M21.51(1,2,9)	---	---	---	---				
<b>Cub</b>	M21.50(1,2,9)	---	M21.52(1,2,9)	---	---	---	---				
<b>Drop</b>	M21.50(1,2,9)	---	---	---	---	---	M21.53(1,2,9)				
<b>Flexion</b>	M21.50(1,2,9)	M21.52(1,2,9)	M21.54(1,2,9)	M21.55(1,2,9)	M21.56(1,2,9)	M21.57(1,2,9)	M21.58(1,2,9)				
<i>Note: For additional acquired deformity of joint disorders—see DISORDERS OF Soft Tissue, Overuse.</i>											
<i>5th character meanings as indicated: 1 right, 2 left, 9 unspecified</i>											

FIG. 4



DEFORMITY OF JOINT, ACQUIRED (Continued)							
	Flexion	Extension	Supination	Pronation	Supination	Pronation	Other
Valgus	M21.87(1,2,9)	M21.82(1,2,9)	---	M21.80(1,2,9)	M21.86(1,2,9)	---	---
Varus	M21.77(1,2,9)	M21.72(1,2,9)	---	M21.75(1,2,9)	M21.71(1,2,9)	---	---
Other	M21.67(1,2,9)	---	---	---	---	---	---
6th character meanings as indicated: 1:right 2:left 9:unspecified							

DEFORMITY OF LIMB, ACQUIRED						
	Flexion	Extension	Supination	Pronation	Supination	Pronation
Unequal length	M21.75(1,2,9)	M21.76(1,2,9)	M21.72(1,2,9)	M21.73(1,2,9)	M21.76(1,2,9)	M21.73(1,2,9)
Other specified	M21.51(1,2,9)	---	M21.56(1,2,9)	M21.55(1,2,9)	M21.52(1,2,9)	M21.53(1,2,9)
Unspecified	M21.50(1,2,9)	M21.54(1,2,9)	M21.56(1,2,9)	M21.55(1,2,9)	M21.52(1,2,9)	M21.53(1,2,9)
6th character meanings as indicated: 1:right 2:left 9:unspecified						

DERANGEMENT OF KNEE, INTERNAL								
Ligament	Crossed				Subtended			
	Supracondylar	Anterior	Posterior	Other	Anterior	Posterior	Other	Unspecified
	M23.67(1,2,9)	M23.61(1,2,9)	M23.62(1,2,9)	M23.64(1,2,9)	M23.63(1,2,9)	M23.65(1,2,9)	M23.66(1,2,9)	M23.68(1,2,9)
Meniscus	Lateral				Medial			
	Anterior horn	Posterior horn	Other	Unspecified	Anterior horn	Posterior horn	Other	Unspecified
Cystic	M23.86(1,2,9)	M23.85(1,2,9)	M23.86(1,2,9)	M23.86(1,2,9)	M23.86(1,2,9)	M23.86(1,2,9)	M23.86(1,2,9)	M23.86(1,2,9)
d/1 Old tear	M23.24(1,2,9)	M23.25(1,2,9)	M23.26(1,2,9)	M23.28(1,2,9)	M23.27(1,2,9)	M23.27(1,2,9)	M23.28(1,2,9)	M23.28(1,2,9)
Other	M23.34(1,2,9)	M23.35(1,2,9)	M23.36(1,2,9)	M23.38(1,2,9)	M23.37(1,2,9)	M23.37(1,2,9)	M23.38(1,2,9)	M23.38(1,2,9)
6th character meanings as indicated for codes M23.86: M23.28: M23.38: 8:right 9:left 1:right 2:left 9:unspecified								
6th character meanings as indicated: 1:right 2:left 9:unspecified								
Other	M23.78(1,2,9)	M23.4D(1,2,9)	M23.8A(1,2,9)	M23.9A(1,2,9)	M23.8A(1,2,9)	M23.9A(1,2,9)	M23.8A(1,2,9)	M23.9A(1,2,9)
6th character meanings as indicated: 1:right 2:left 8:right 9:left 9:unspecified								

DISORDERS OF							
Connective tissue							
Fibrosclerosis, multifocal	Fibrosclerosis, nodose	Fibrosclerosis, diffuse	Fibrosclerosis, unspecified				
M35.1	M35.0	M35.3	M35.2				
Scleroderma, localized NOS	Scleroderma, NOS	Scleroderma, unspecified	Scleroderma, unspecified				
M33.3	M34.9	M34.82	M34.83				
Arms	Elbow	Foot	Hand	Hip	Knee	Wrist	Other/multifocal

Joints								
Ankylosis	M24.67(1,2,9)	M24.62(1,2,9)	M24.67(1,2,9)	M24.64(1,2,9)	M24.65(1,2,9)	M24.66(1,2,9)	M24.67(1,2,9)	---
Art cart, other	M24.17(1,2,9)	M24.12(1,2,9)	M24.17(1,2,9)	M24.14(1,2,9)	M24.15(1,2,9)	---	M24.16(1,2,9)	---
Contracture	M24.57(1,2,9)	M24.57(1,2,9)	M24.57(1,2,9)	M24.58(1,2,9)	M24.59(1,2,9)	M24.56(1,2,9)	M24.55(1,2,9)	---
Effusion	M25.47(1,2,9)	M25.42(1,2,9)	M25.47(1,2,9)	M25.44(1,2,9)	M25.45(1,2,9)	M25.46(1,2,9)	M25.48(1,2,9)	M25.49
Fistula	M25.17(1,2,9)	M25.12(1,2,9)	M25.17(1,2,9)	M25.14(1,2,9)	M25.15(1,2,9)	M25.16(1,2,9)	M25.18(1,2,9)	M25.19
Flail joint	M25.27(1,2,9)	M25.22(1,2,9)	M25.27(1,2,9)	M25.24(1,2,9)	M25.25(1,2,9)	M25.26(1,2,9)	M25.28(1,2,9)	M25.29
Hemiarthrosis	M25.87(1,2,9)	M25.82(1,2,9)	---	M25.84(1,2,9)	M25.85(1,2,9)	M25.86(1,2,9)	M25.88(1,2,9)	M25.89
Instability, other	M25.37(1,2,9)	M25.32(1,2,9)	M25.37(1,2,9)	M25.34(1,2,9)	M25.35(1,2,9)	M25.36(1,2,9)	M25.38(1,2,9)	---
Loose body, except knee	M24.87(1,2,9)	M24.82(1,2,9)	M24.87(1,2,9)	M24.84(1,2,9)	M24.85(1,2,9)	---	M24.86(1,2,9)	M24.88
Osteophyte	M25.77(1,2,9)	M25.72(1,2,9)	M25.77(1,2,9)	M25.74(1,2,9)	M25.75(1,2,9)	M25.76(1,2,9)	M25.78(1,2,9)	M25.79
Other	M24.87(1,2,9)	M24.82(1,2,9)	M24.87(1,2,9)	M24.84(1,2,9)	M24.85(1,2,9)	---	M24.86(1,2,9)	---
Pain	M25.57(1,2,9)	M25.52(1,2,9)	M25.57(1,2,9)	M25.54(1,2,9)	M25.55(1,2,9)	M25.56(1,2,9)	M25.58(1,2,9)	M25.59(1,2,9)
Partial dislocation	M24.37(1,2,9)	M24.32(1,2,9)	M24.37(1,2,9)	M24.34(1,2,9)	M24.35(1,2,9)	M24.36(1,2,9)	M24.38(1,2,9)	---
Recurrent dislocation	M24.47(1,2,9)	M24.42(1,2,9)	M24.47(1,2,9)	M24.44(1,2,9)	M24.45(1,2,9)	M24.46(1,2,9)	M24.48(1,2,9)	---
Stiffness	M25.67(1,2,9)	M25.62(1,2,9)	M25.67(1,2,9)	M25.64(1,2,9)	M25.65(1,2,9)	M25.66(1,2,9)	M25.68(1,2,9)	---

(Continued on the next panel)

FIG. 5



DISORDERS OF (Continued)									
	Elbow	Elbow	Foot	Hand	Hip	Knee	Wrist	Other/vertebrae	
<b>Ligaments</b>	M24.27(1-3)	M24.22(1,2,3)	M24.27(4-6)	M24.24(1,2,3)	M24.25(1,2,3)	M21.0(1,2)	M24.23(1,2,3)	M24.28	
	Elbow/Forearm	Forearm	Foot	Upper arm	Lower leg	Mid-thigh	Shoulder	Thigh	Other
<b>Muscles</b>									
Myositis, other	M60.87(1,2,3)	M60.83(1,2,3)	M60.84(1,2,3)	M60.82(1,2,3)	M60.86(1,2,3)	M60.89	M60.81(1,2,3)	M60.85(1,2,3)	M60.80
Myositis ossificans	M61.87(1,2,3)	M61.83(1,2,3)	M61.84(1,2,3)	M61.82(1,2,3)	M61.86(1,2,3)	M61.89	M61.81(1,2,3)	M61.85(1,2,3)	M61.80
Separate (nontraum)	M62.87(1,2,3)	M62.83(1,2,3)	M62.84(1,2,3)	M62.82(1,2,3)	M62.86(1,2,3)	---	M62.81(1,2,3)	M62.85(1,2,3)	M62.80
Rupture (nontraum)	M62.17(1,2,3)	M62.13(1,2,3)	M62.14(1,2,3)	M62.12(1,2,3)	M62.16(1,2,3)	---	M62.11(1,2,3)	M62.15(1,2,3)	M62.10
Contracture	M62.47(1,2,3)	M62.43(1,2,3)	M62.44(1,2,3)	M62.42(1,2,3)	M62.46(1,2,3)	M62.49	M62.41(1,2,3)	M62.45(1,2,3)	M62.40
Note: For medial or lateral compartment, see ICD-10-CM, Acute or chronic.									
<b>Soft tissue</b>									
Dysplasia, unspecified	M70.87(1,2,3)	M70.83(1,2,3)	M70.84(1,2,3)	M70.82(1,2,3)	M70.86(1,2,3)	M70.89	M70.81(1,2,3)	M70.85(1,2,3)	M70.80
	Quadriceps	Other	Other	Patellar	Popliteal	Other	Other	Other	Unspecified
<b>Patella</b>	M22.4(0-2)	M22.1(0-2)	M22.2(0-2)	M22.2A(1,2,3)	M22.1(0-2)	M22.1(0-2)	M22.1(0-2)	M22.1(0-2)	M22.1(0-2)
S10 or S11 character meanings as indicated: 1 for Right, 2 for Left, 3 for Unspecified									
<b>DISPLACEMENT, INTERVERTEBRAL DISC</b>									
	Cervical	Cervicobrachial	Lumbar	Lumbosacral	Sacrocaudal	Thoracic	Thoracolumbar	Unspecified	
<b>Uncomplicated</b>	M50.20	M50.21	M51.20	M51.27	M51.3	M51.24	M51.25		
w/ myelopathy	M50.80	M50.83	M51.80	---	---	M51.84	M51.85		
w/ radiculopathy	M50.10	M50.13	M51.10	M51.17	---	M51.14	M51.15		
<b>DISOPTHATHY</b>									
	Cervical	Cervicobrachial	Lumbar	Lumbosacral	Sacrocaudal	Thoracic	Thoracolumbar	Unspecified	
<b>Dislocation, vertebral</b>	M43.5X2	M43.5X3	M43.5X6	M43.5X7	M43.5X8	M43.5X4	M43.5X5	M43.5X0	
<b>Kyphosis, unspecified</b>	M48.202	M48.203	---	---	---	M48.204	M48.205	M48.209	
Focal	---	M48.80	---	---	---	M48.84	M48.85	M48.89	
Secondary, other	M48.12	M48.13	---	---	---	M48.14	M48.15	M48.10	
Other	M48.202	M48.203	---	---	---	M48.204	M48.205	M48.209	
<b>Lordosis, unspecified</b>	---	---	M48.50	M48.57	---	---	M48.55	M48.59	
Pectoral	---	---	M48.45	M48.47	---	---	M48.43	M48.49	
<b>Scoliosis, unspecified</b>	---	---	---	---	---	---	---	M41.9	
Klippel-Feil, adolescent	M41.127	M41.128	M41.126	M41.127	---	M41.129	M41.125	M41.129	
Klippel-Feil, infant	M41.02	M41.03	M41.05	M41.07	M41.09	M41.04	M41.05	M41.00	
Klippel-Feil, juvenile	M41.112	M41.113	M41.116	M41.117	---	M41.114	M41.115	M41.119	
Klippel-Feil, other	M41.22	M41.23	M41.26	M41.27	---	M41.24	M41.25	M41.29	
Neurogenic	M41.42	M41.43	M41.45	M41.47	---	M41.44	M41.45	M41.49	
Other secondary	M41.52	M41.53	M41.56	M41.57	---	M41.54	M41.55	M41.59	
Therapeutic	---	---	---	---	---	M41.34	M41.35	M41.39	
Other	M41.02	M41.03	M41.05	M41.07	---	M41.04	M41.05	M41.09	
<b>ENTHESOPATHY</b>									
Adhesive capsulitis (shoulder)	M73.0(0-2)								
Calcaneal spur	M77.1(0-2)								
	Medial				Lateral				
Epicarditis	M77.0(0-2)								
Foot	M77.5(0-2)								
Metatarsalgia	M77.4(0-2)								
Iliotibial band	M76.3(0-2)								
Perforatoritis, wrist	M72.2(0-2)								
Other	M77.9								
Unspecified	M77.9								
S10 character meanings as indicated: 1 for Right, 2 for Left, 3 for Unspecified									
<b>FLAT FOOT (ACQUIRED)</b>									
	Left			Right			Unspecified		
	M21.42			M21.41			M21.40		

FIG. 6



MAJOR OSSEOUS DEFECT										
Acetabulum	Forearm	Hand	Humerus	Lower leg	Skull	Foot	Shoulder	Other	Unspecified	
M89.71(1,2,9)	M89.73(1,2,9)	M89.74(1,2,9)	M89.72(1,2,9)	M89.76(1,2,9)	M89.79	M89.75(1,2,9)	M89.71(1,2,9)	M89.78	M89.70	
All character meanings as indicated: 1:right, 2:left, 9:unspecified										

NEOPLASM			
	Benign	Malignant, primary	Malignant, secondary
<b>Bone</b>			
Acetabulum	D16.9	C41.4	C79.31
Arm (all long bones)	D16.80(2)	C48.80(2)	C79.31
Forearm	D16.8	C41.3	C79.31
Cranial	D16.4	C41.6	C79.31
Elbow	D16.80(2)	C48.80(2)	C79.31
Foot/ankle	D16.30(2)	C48.30(2)	C79.31
Hand/wrist	D16.10(2)	C48.10(2)	C79.31
Knee	D16.20(2)	C48.20(2)	C79.31
Leg (all long bones)	D16.20(2)	C48.20(2)	C79.31
Rib	D16.7	C41.3	C79.31
Scapula	D16.80(2)	C48.80(2)	C79.31
Sternum	D16.7	C41.3	C79.31
Cartilage NEC	D16.9	C41.3	C79.31
Costal	D16.7	C41.3	C79.31
All character meanings as indicated: 1:right, 2:left, 9:unspecified			

OSTEOARTHRITIS											
	Primary, gen	Other	Unspecified								
			Neck	Shoulder	Elbow	Wrist	Hand	Rip	Knee	Shoulder	Unspecified
<b>Polysynovial</b>	M15.9	M15.5	M15.9								
<b>Primary, unilateral</b>	M19.10(2)	M19.07(1,2,9)	M19.00(1,2,9)	M19.07(1,2,9)	M19.04(1,2,9)	M19.04(1,2,9)	M19.00(2)	M17.30(2)	M19.01(1,2,9)	M19.01	
Bilateral	M19.0	---	---	---	---	---	M16.8	M17.3	---	---	---
<b>Post-traum. unilateral</b>	M18.30(2)	M19.12(1,2,9)	M19.12(1,2,9)	M19.13(1,2,9)	M19.14(1,2,9)	M19.14(1,2,9)	M19.09(2)	M17.30(2)	M19.11(1,2,9)	M19.12	
Bilateral	M18.2	---	---	---	---	---	M16.4	M17.2	---	---	---
<b>Secondary, unilateral</b>	M18.50(2)	M19.27(1,2,9)	M19.27(1,2,9)	M19.23(1,2,9)	M19.24(1,2,9)	M19.24(1,2,9)	M16.7	M17.5	M19.21(1,2,9)	M19.23	
Bilateral	M18.4	---	---	---	---	---	M16.5	M17.4	---	---	---
<b>Unspecified</b>	M18.9	---	---	---	---	---	M16.9	M17.9	---	M19.99	
All character meanings as indicated: 1:right, 2:left, 9:unspecified											

OSTEOMALACIA						
Distal radius/ulna	Distal ulna/radius	Proximal	Scapula	Group, indist	Other	Unspecified
M83.2	M83.3	M83.6	M83.1	M83.5	M83.8	M83.9

OSTEOMYELITIS										
	Anterior	Posterior	Hand	Humeral upper arm	Shoulder	Forearm/lower leg	Metatarsal	Other	Unspecified	
<b>Acute, other</b>	M86.17(1,2,9)	M86.18(1,2,9)	M86.19(1,2,9)	M86.12(1,2,9)	M86.11(1,2,9)	M86.15(1,2,9)	M86.13(1,2,9)	M86.14	M86.10	
Metastogenous	M86.07(1,2,9)	M86.08(1,2,9)	M86.09(1,2,9)	M86.01(1,2,9)	M86.01(1,2,9)	M86.06(1,2,9)	M86.05(1,2,9)	M86.08	M86.04	
<b>Chronic, other</b>	M86.67(1,2,9)	M86.68(1,2,9)	M86.69(1,2,9)	M86.62(1,2,9)	M86.61(1,2,9)	M86.66(1,2,9)	M86.65(1,2,9)	M86.68	M86.64	
Multifocal	M86.37(1,2,9)	M86.38(1,2,9)	M86.39(1,2,9)	M86.32(1,2,9)	M86.31(1,2,9)	M86.36(1,2,9)	M86.35(1,2,9)	M86.38	M86.30	
w/ Drain sinus	M86.47(1,2,9)	M86.48(1,2,9)	M86.49(1,2,9)	M86.42(1,2,9)	M86.41(1,2,9)	M86.46(1,2,9)	M86.45(1,2,9)	M86.48	M86.40	
<b>Subacute</b>	M86.77(1,2,9)	M86.78(1,2,9)	M86.79(1,2,9)	M86.72(1,2,9)	M86.71(1,2,9)	M86.76(1,2,9)	M86.75(1,2,9)	M86.78	M86.70	
Other	M86.87	M86.88	M86.89	M86.82	M86.81	M86.86	M86.85	M86.88	M86.80	
<b>Unspecified</b>	---	---	---	---	---	---	---	---	M86.9	
	Cervical	Cervicothoracic	Cervical	Cervicothoracic	Cervicothoracic	Cervical	Thoracic	Thoracolumbar		
<b>Pertebra</b>	M86.22	M86.23	M86.26	M86.27	M86.21	M86.25	M86.24	M86.23		
All character meanings as indicated: 1:right, 2:left, 9:unspecified										

FIG. 7



OSTEONECROSIS										
	Finger	Flank	Forearm	Hand	Humerus	Radius	Tibia	Ulna	Other	
<b>Due to</b>										
Drugs	M87.15(1,2,3)	M87.16(4,5,6)	M87.17(4,5,6)	M87.18(1,2,3)	M87.19(1,2,3)	M87.20(1,2,3)	M87.21(1,2,3)	M87.22(1,2,3)	M87.23(4,5,6)	M87.24
Previous trauma	M87.25(1,2,3)	M87.26(4,5,6)	M87.27(4,5,6)	M87.28(1,2,3)	M87.29(1,2,3)	M87.30(1,2,3)	M87.31(1,2,3)	M87.32(1,2,3)	M87.33(4,5,6)	M87.34
Idiopathic aseptic	M87.35(1,2,3)	M87.36(4,5,6)	M87.37(4,5,6)	M87.38(1,2,3)	M87.39(1,2,3)	M87.40(1,2,3)	M87.41(1,2,3)	M87.42(1,2,3)	M87.43(4,5,6)	M87.44
Other spec	M87.85(1,2,3)	M87.86(4,5,6)	M87.87(4,5,6)	M87.88(1,2,3)	M87.89(1,2,3)	M87.90(1,2,3)	M87.91(1,2,3)	M87.92(1,2,3)	M87.93(4,5,6)	M87.94
6th character meanings as indicated: 1 or 2 Right; 3 or 5 Left; 4, 5, 6 unspecified										
OSTEOPOROSIS										
w/ Current fracture										
	Ankle/foot	Forearm	Forearm	Hand	Humerus					
Age-related	M88.07(1,2,3)A,D,G,K,P,S	M88.08(1,2,3)A,D,G,K,P,S	M88.09(1,2,3)A,D,G,K,P,S	M88.10(1,2,3)A,D,G,K,P,S	M88.11(1,2,3)A,D,G,K,P,S	M88.12(1,2,3)A,D,G,K,P,S	M88.13(1,2,3)A,D,G,K,P,S	M88.14(1,2,3)A,D,G,K,P,S	M88.15(1,2,3)A,D,G,K,P,S	
	Lower leg	Shoulder	Vertebra	Unspecified						
	M88.16(1,2,3)A,D,G,K,P,S	M88.17(1,2,3)A,D,G,K,P,S	M88.18(1,2,3)A,D,G,K,P,S	M88.19(1,2,3)A,D,G,K,P,S	M88.20(1,2,3)A,D,G,K,P,S	M88.21(1,2,3)A,D,G,K,P,S	M88.22(1,2,3)A,D,G,K,P,S	M88.23(1,2,3)A,D,G,K,P,S	M88.24(1,2,3)A,D,G,K,P,S	
Other	Ankle/foot	Forearm	Forearm	Hand	Humerus					
	M88.27(1,2,3)A,D,G,K,P,S	M88.28(1,2,3)A,D,G,K,P,S	M88.29(1,2,3)A,D,G,K,P,S	M88.30(1,2,3)A,D,G,K,P,S	M88.31(1,2,3)A,D,G,K,P,S	M88.32(1,2,3)A,D,G,K,P,S	M88.33(1,2,3)A,D,G,K,P,S	M88.34(1,2,3)A,D,G,K,P,S	M88.35(1,2,3)A,D,G,K,P,S	
	Lower leg	Shoulder	Vertebra	Unspecified						
	M88.36(1,2,3)A,D,G,K,P,S	M88.37(1,2,3)A,D,G,K,P,S	M88.38(1,2,3)A,D,G,K,P,S	M88.39(1,2,3)A,D,G,K,P,S	M88.40(1,2,3)A,D,G,K,P,S	M88.41(1,2,3)A,D,G,K,P,S	M88.42(1,2,3)A,D,G,K,P,S	M88.43(1,2,3)A,D,G,K,P,S	M88.44(1,2,3)A,D,G,K,P,S	
	Age-related	Localized	Other							
w/o Current fracture	M81.0	M81.1	M81.2							
6th character meanings as indicated: 1 or 2 Right; 3 or 5 Left; 4, 5, 6 unspecified										
7th character meanings as indicated: 0 = site unspecified; 1 = distal; 2 = proximal; 3 = middle; 4 = distal; 5 = proximal; 6 = middle; 7 = middle; 8 = middle; 9 = middle										
PAIN										
	Low	Low w/ scapula	Thoracic	Unspecified						
Back	M54.5	M54.6-7	M54.8	M54.9						
	Finger	Foot	Forearm	Hand	Lower leg	Thigh	Torso	Upper arm	Unspecified	
Other	M79.04(4,5,6)	M79.05(1,2,3)	M79.06(1,2,3)	M79.07(1,2,3)	M79.08(1,2,3)	M79.09(1,2,3)	M79.10(4,5,6)	M79.11(1,2,3)	M79.12	
Joint pain—see DISORDERS OF Joints, pain table.										
6th or 7th character meanings as indicated: 1 or 2 Right; 3 or 5 Left; 4, 5, 6 unspecified										
PATHOLOGICAL FRACTURE										
	Finger	Hand	Humerus	Radius	Shoulder	Ulna				
<b>Not otherwise specified</b>										
Upper limb, unspecified	M84.40A,D,G,K,P,S	M84.41A,D,G,K,P,S	M84.42A,D,G,K,P,S	M84.43A,D,G,K,P,S	M84.44A,D,G,K,P,S	M84.45A,D,G,K,P,S	M84.46A,D,G,K,P,S	M84.47A,D,G,K,P,S	M84.48A,D,G,K,P,S	
Right	M84.44A,D,G,K,P,S	M84.41A,D,G,K,P,S	M84.42A,D,G,K,P,S	M84.43A,D,G,K,P,S	M84.44A,D,G,K,P,S	M84.45A,D,G,K,P,S	M84.46A,D,G,K,P,S	M84.47A,D,G,K,P,S	M84.48A,D,G,K,P,S	
Left	M84.45A,D,G,K,P,S	M84.42A,D,G,K,P,S	M84.43A,D,G,K,P,S	M84.44A,D,G,K,P,S	M84.45A,D,G,K,P,S	M84.46A,D,G,K,P,S	M84.47A,D,G,K,P,S	M84.48A,D,G,K,P,S	M84.49A,D,G,K,P,S	
	Ankle	Forearm	Flank	Foot	Tibia	Torso				
Lower limb, unspecified	M84.47A,D,G,K,P,S	M84.48A,D,G,K,P,S	M84.49A,D,G,K,P,S	M84.50A,D,G,K,P,S	M84.51A,D,G,K,P,S	M84.52A,D,G,K,P,S	M84.53A,D,G,K,P,S	M84.54A,D,G,K,P,S	M84.55A,D,G,K,P,S	
Right	M84.47A,D,G,K,P,S	M84.48A,D,G,K,P,S	M84.49A,D,G,K,P,S	M84.50A,D,G,K,P,S	M84.51A,D,G,K,P,S	M84.52A,D,G,K,P,S	M84.53A,D,G,K,P,S	M84.54A,D,G,K,P,S	M84.55A,D,G,K,P,S	
Left	M84.48A,D,G,K,P,S	M84.49A,D,G,K,P,S	M84.50A,D,G,K,P,S	M84.51A,D,G,K,P,S	M84.52A,D,G,K,P,S	M84.53A,D,G,K,P,S	M84.54A,D,G,K,P,S	M84.55A,D,G,K,P,S	M84.56A,D,G,K,P,S	
	Vertebra	Other	Unspecified							
Other	M84.58A,D,G,K,P,S	M84.59A,D,G,K,P,S	M84.60A,D,G,K,P,S							
	Finger	Hand	Humerus	Radius	Shoulder	Ulna				
<b>In neoplastic disease</b>										
Upper limb, unspecified	M84.58A,D,G,K,P,S	M84.59A,D,G,K,P,S	M84.60A,D,G,K,P,S	M84.61A,D,G,K,P,S	M84.62A,D,G,K,P,S	M84.63A,D,G,K,P,S	M84.64A,D,G,K,P,S	M84.65A,D,G,K,P,S	M84.66A,D,G,K,P,S	
Right	M84.58A,D,G,K,P,S	M84.59A,D,G,K,P,S	M84.60A,D,G,K,P,S	M84.61A,D,G,K,P,S	M84.62A,D,G,K,P,S	M84.63A,D,G,K,P,S	M84.64A,D,G,K,P,S	M84.65A,D,G,K,P,S	M84.66A,D,G,K,P,S	
Left	M84.59A,D,G,K,P,S	M84.60A,D,G,K,P,S	M84.61A,D,G,K,P,S	M84.62A,D,G,K,P,S	M84.63A,D,G,K,P,S	M84.64A,D,G,K,P,S	M84.65A,D,G,K,P,S	M84.66A,D,G,K,P,S	M84.67A,D,G,K,P,S	
	Ankle	Forearm	Flank	Foot	Tibia	Torso				
Lower limb, unspecified	M84.57A,D,G,K,P,S	M84.58A,D,G,K,P,S	M84.59A,D,G,K,P,S	M84.60A,D,G,K,P,S	M84.61A,D,G,K,P,S	M84.62A,D,G,K,P,S	M84.63A,D,G,K,P,S	M84.64A,D,G,K,P,S	M84.65A,D,G,K,P,S	
Right	M84.57A,D,G,K,P,S	M84.58A,D,G,K,P,S	M84.59A,D,G,K,P,S	M84.60A,D,G,K,P,S	M84.61A,D,G,K,P,S	M84.62A,D,G,K,P,S	M84.63A,D,G,K,P,S	M84.64A,D,G,K,P,S	M84.65A,D,G,K,P,S	
Left	M84.58A,D,G,K,P,S	M84.59A,D,G,K,P,S	M84.60A,D,G,K,P,S	M84.61A,D,G,K,P,S	M84.62A,D,G,K,P,S	M84.63A,D,G,K,P,S	M84.64A,D,G,K,P,S	M84.65A,D,G,K,P,S	M84.66A,D,G,K,P,S	
	Vertebra	Other	Unspecified							
Other	M84.58A,D,G,K,P,S		M84.59A,D,G,K,P,S							

(Continued on the next page)

FIG. 8



PATHOLOGICAL FRACTURE (Continued)									
	Finger	Hand	Wrist	Radius	Ulna	Shoulder	Hip		
<b>In other disease</b>									
Upper limb, unspecified	M84.649A.D.G.K.P.S.	M84.649A.D.G.K.P.S.	M84.659A.D.G.K.P.S.	M84.659A.D.G.K.P.S.	M84.659A.D.G.K.P.S.	M84.679A.D.G.K.P.S.	M84.679A.D.G.K.P.S.	M84.679A.D.G.K.P.S.	M84.679A.D.G.K.P.S.
Right	M84.641A.D.G.K.P.S.	M84.641A.D.G.K.P.S.	M84.651A.D.G.K.P.S.	M84.651A.D.G.K.P.S.	M84.651A.D.G.K.P.S.	M84.671A.D.G.K.P.S.	M84.671A.D.G.K.P.S.	M84.671A.D.G.K.P.S.	M84.671A.D.G.K.P.S.
Left	M84.642A.D.G.K.P.S.	M84.642A.D.G.K.P.S.	M84.652A.D.G.K.P.S.	M84.652A.D.G.K.P.S.	M84.652A.D.G.K.P.S.	M84.672A.D.G.K.P.S.	M84.672A.D.G.K.P.S.	M84.672A.D.G.K.P.S.	M84.672A.D.G.K.P.S.
	Scapula	Clavicle	Sternum	Spine	Thorax	Thigh	Patella		
Lower limb, unspecified	M84.673A.D.G.K.P.S.	M84.673A.D.G.K.P.S.	M84.683A.D.G.K.P.S.	M84.683A.D.G.K.P.S.	M84.683A.D.G.K.P.S.	M84.693A.D.G.K.P.S.	M84.693A.D.G.K.P.S.	M84.693A.D.G.K.P.S.	M84.693A.D.G.K.P.S.
Right	M84.674A.D.G.K.P.S.	M84.674A.D.G.K.P.S.	M84.684A.D.G.K.P.S.	M84.684A.D.G.K.P.S.	M84.684A.D.G.K.P.S.	M84.694A.D.G.K.P.S.	M84.694A.D.G.K.P.S.	M84.694A.D.G.K.P.S.	M84.694A.D.G.K.P.S.
Left	M84.675A.D.G.K.P.S.	M84.675A.D.G.K.P.S.	M84.685A.D.G.K.P.S.	M84.685A.D.G.K.P.S.	M84.685A.D.G.K.P.S.	M84.695A.D.G.K.P.S.	M84.695A.D.G.K.P.S.	M84.695A.D.G.K.P.S.	M84.695A.D.G.K.P.S.
	Vertebrae	Other	Unspecified						
Other	M84.696A.D.G.K.P.S.	M84.696A.D.G.K.P.S.	M84.696A.D.G.K.P.S.						
7th character meanings as indicated: A=not specified closed fracture; B=closed fracture; C=osteoporosis; D=osteomyelitis; E=osteosarcoma; F=osteoid osteoma; G=osteoma; H=osteoblastoma; I=osteoid osteoma; J=osteoma; K=osteoid osteoma; L=osteoma; M=osteoid osteoma; N=osteoma; O=osteoid osteoma; P=osteoma; Q=osteoid osteoma; R=osteoma; S=osteoid osteoma; T=osteoma; U=osteoid osteoma; V=osteoma; W=osteoid osteoma; X=osteoma; Y=osteoid osteoma; Z=osteoma									
<b>RUPTURE (NONTRAUMATIC)</b>									
	Complete	Incomplete	Unspecified						
Rotator cuff (tear)	M75.129-2	M75.119-2	M75.109-2						
	Acromioclavicular	Distal clavicle	Distal humerus	Elbow	Wrist	Hand	Other	Unspecified	
Synovium	M66.171-2.9	M66.171-2.9	M66.141-2.9	M66.151-2.9	M66.161-2.9	M66.171-2.9	M66.18	M66.19	
	Acromioclavicular	Distal clavicle	Distal humerus	Elbow	Wrist	Hand	Other	Unspecified	
Tendon									
Extensor	M66.271-2.9	M66.271-2.9	M66.241-2.9	M66.251-2.9	M66.261-2.9	M66.271-2.9	M66.28	M66.29	
Flexor	M66.371-2.9	M66.371-2.9	M66.341-2.9	M66.351-2.9	M66.361-2.9	M66.371-2.9	M66.38	M66.39	
7th character meanings as indicated: 1=right; 2=left; 9=unspecified									
<b>SLIPPED UPPER FEMORAL EPIPHYSIS</b>									
	Acute	Subacute	Chronic	Unspecified					
	M93.01-3	M93.02-3	M93.03-3	M93.00-3					
7th character meanings as indicated: 1=right; 2=left; 3=unspecified									
<b>SPINAL STENOSIS</b>									
	Cervical	Cervicothoracic	Lumbar	Lumbosacral	Sacrocaudal	Thoracic	Thoracolumbar	Unspecified	
	M48.02	M48.01	M48.04	M48.07	M48.05	M48.04	M48.05	M48.00	
<b>SPONDYLOSIS</b>									
	Cervical	Cervicothoracic	Lumbar	Lumbosacral	Sacrocaudal	Thoracic	Thoracolumbar	Unspecified	
Uncomplicated	M47.812	M47.813	M47.816	M47.817	M47.818	M47.814	M47.815	M47.819	
w/ myelopathy	M47.13	M47.13	M47.16	---	---	M47.14	M47.15	M47.19	
w/ radiculopathy	M47.22	M47.23	M47.26	M47.27	M47.28	M47.24	M47.25	M47.29	
<b>SPONDYLOLYSIS</b>									
	Cervical	Cervicothoracic	Lumbar	Lumbosacral	Sacrocaudal	Thoracic	Thoracolumbar	Unspecified	
	M43.00	M43.01	M43.02	M43.03	M43.04	M43.05	M43.06	M43.09	
<b>SPONDYLOLISTHESIS</b>									
	Cervical	Cervicothoracic	Lumbar	Lumbosacral	Sacrocaudal	Thoracic	Thoracolumbar	Unspecified	
	M43.10	M43.11	M43.12	M43.13	M43.14	M43.15	M43.16	M43.19	
<b>STRESS FRACTURE</b>									
	Shoulder	Wrist	Radius	Ulna	Hand	Other	Finger		
Upper limb, unspecified	M84.319A.D.G.K.P.S.	M84.329A.D.G.K.P.S.	M84.339A.D.G.K.P.S.	M84.349A.D.G.K.P.S.	M84.359A.D.G.K.P.S.	M84.369A.D.G.K.P.S.	M84.379A.D.G.K.P.S.		
Right	M84.311A.D.G.K.P.S.	M84.321A.D.G.K.P.S.	M84.331A.D.G.K.P.S.	M84.341A.D.G.K.P.S.	M84.351A.D.G.K.P.S.	M84.361A.D.G.K.P.S.	M84.371A.D.G.K.P.S.		
Left	M84.312A.D.G.K.P.S.	M84.322A.D.G.K.P.S.	M84.332A.D.G.K.P.S.	M84.342A.D.G.K.P.S.	M84.352A.D.G.K.P.S.	M84.362A.D.G.K.P.S.	M84.372A.D.G.K.P.S.		
(Continued on the next panel)									

FIG. 9



STRESS FRACTURE (Continued)									
	Toe	Heel	Ball	Arch	Fore	Heel			
Lower limb, unsp	M84.35(A,D,G,K,P,S)	M84.36(A,D,G,K,P,S)	M84.39(A,D,G,K,P,S)	M84.37(A,D,G,K,P,S)	M84.37(A,D,G,K,P,S)	M84.37(A,D,G,K,P,S)			
Right	M84.35(A,D,G,K,P,S)	M84.36(A,D,G,K,P,S)	M84.39(A,D,G,K,P,S)	M84.37(A,D,G,K,P,S)	M84.37(A,D,G,K,P,S)	M84.37(A,D,G,K,P,S)			
Left	M84.35(A,D,G,K,P,S)	M84.36(A,D,G,K,P,S)	M84.39(A,D,G,K,P,S)	M84.37(A,D,G,K,P,S)	M84.37(A,D,G,K,P,S)	M84.37(A,D,G,K,P,S)			
Other	Respecified								
Other	M84.38(A,D,G,K,P,S)	M84.38(A,D,G,K,P,S)							
7th character meanings as indicated: A mit an encounter closed for; D subsequent encounter for routine heal; G subsequent encounter for defray heal; K subsequent encounter for nonheal; P subsequent encounter for infection; S sequela									
(TENO)SYNOVITIS									
	Ankle/foot	Elbow	Hand	Hip	Knee	Multiple	Shoulder	Vertebrae	Wrist
Infective	M65.17(1,2,9)	M65.12(1,2,9)	M65.14(1,2,9)	M65.19(1,2,9)	M65.16(1,2,9)	M65.19	M65.11(1,2,9)	M65.18	M65.13(1,2,9)
Transient	M67.37(1,2,9)	M67.32(1,2,9)	M67.34(1,2,9)	M67.35(1,2,9)	M67.36(1,2,9)	M67.37	M67.31(1,2,9)	M67.38	M67.33(1,2,9)
Villonodular pigmented	M12.27(1,2,9)	M12.22(1,2,9)	M12.24(1,2,9)	M12.25(1,2,9)	M12.26(1,2,9)	M12.29	M12.21(1,2,9)	M12.28	M12.23(1,2,9)
Other	M65.87(1,2,9)	M65.82(1,2,9)	M65.84(1,2,9)	M65.85(1,2,9)	M65.86(1,2,9)	M65.89	M65.81(1,2,9)	M65.88	M65.83(1,2,9)
8th character meanings as indicated: 1 right; 2 left; 9 unspecified									
TENDINITIS									
	Ankle/foot	Forearm	Hand	Lower leg	Multiple	Thigh	Upper arm	Other	Respecified
Calcific	M65.27(1,2,9)	M65.23(1,2,9)	M65.24(1,2,9)	M65.25(1,2,9)	M65.29	M65.21(1,2,9)	M65.22(1,2,9)	M65.28	M65.26
Other	M76.69(2)	M76.69(2)	M76.69(2)	M76.69(2)	M76.69(2)				
5th or 8th character meanings as indicated: 1 right; 2 left; 8 or 9 unspecified									
TRIGGER FINGER									
	Index	Little	Ring	Middle	Thumb	Respecified			
	M65.37(1,2,9)	M65.37(1,2,9)	M65.37(1,2,9)	M65.37(1,2,9)	M65.37(1,2,9)	M65.37			
8th character meanings as indicated: 1 right; 2 left; 9 unspecified									
GENERAL MEDICAL									
ENCOUNTER FOR									
	Preprocedural	F.U. symptoms	F.U. other						
Examination	Z81.818	Z98	Z99						
	Adj. of intral. for dev.	Amput (surg)	Excisional pt.	St. replacement	Rem. intral. for dev.	Artic. surg.	Other		
Ortho aftercare following	Z45.89	Z47.81	Z47.3(1,2,3)	Z47.1	Z47.7	Z47.82	Z47.89		
5th character meanings as indicated: 1 shoulder; 2 hip; 3 knee									
STATUS									
	Anticoagulants	Aspirin	Diuretics	Contraceptives	SNR	NSAIDs			
Long term use (current) of drug therapy	Z79.81	Z79.82	Z79.83	Z79.3	Z79.4	Z79.7			
Menopausal	Z79.6	---	---	---	---	---			
HISTORY (PERSONAL)									
	Arterioscler.	Bone neoplasm	Long malignant neoplasia system (current)	Falls	Marfan's connective tissue	Obesity	Stress fr.		
	Z87.1	Z85.820	Z87.76	Z91.81	Z87.30	Z87.328	Z87.312		

FIG. 10