



US00D746915S

(12) **United States Design Patent**  
**Hart**

(10) **Patent No.:** **US D746,915 S**

(45) **Date of Patent:** **\*\* \*Jan. 5, 2016**

(54) **CODING MATRIX TOOL**

(56) **References Cited**

(71) Applicant: **Optum, Inc.**, Minnetonka, MN (US)

D400,919 S 11/1998 Pickel  
D414,574 S 9/1999 Chen

(72) Inventor: **Anita C. Hart**, White Stone, VA (US)

(Continued)

(73) Assignee: **OPTUM, INC.**, Minnetonka, MN (US)

*Primary Examiner* — Caron D Veynar  
*Assistant Examiner* — Abraham Bahta

(74) *Attorney, Agent, or Firm* — Dorsey & Whitney LLP

(\*) Notice: This patent is subject to a terminal disclaimer.

(57) **CLAIM**

The ornamental design for a coding matrix tool, as shown and described.

(\*\*) Term: **14 Years**

**DESCRIPTION**

(21) Appl. No.: **29/511,152**

A portion of the disclosure of this patent document contains material to which a claim for copyright is made. The copyright owner has no objection to the facsimile reproduction by anyone of the patent document or the patent disclosure, as it appears in the Patent and Trademark Office patent file or records, but reserves all other copyright rights whatsoever.

(22) Filed: **Dec. 8, 2014**

FIG. 1 is a first perspective view of a coding matrix tool in unfolded configuration showing my new design;

(51) **LOC (10) Cl.** ..... **19-01**

FIG. 2 is a second perspective view thereof;

(52) **U.S. Cl.**

FIG. 3 is an elevation view of a first matrix sheet or panel thereof;

USPC ..... **D19/1**

(58) **Field of Classification Search**

FIG. 4 is an elevation view of a second matrix sheet or panel thereof;

USPC ..... D19/1-12, 20-34; 206/449, 232, 495.5, 206/494; 40/124.01-124.15, 672, 776, 726; 229/72, 92, 92.1, 300-303, 87.06, 229/87.08, 87.14; 281/2-5, 16, 22, 51; 705/3; 283/2-3, 115, 900, 74-75, 103, 283/105-106; 428/42.3; D9/703, 707, 709, D9/713, 424, 414, 720, 418, 416; 426/106; 222/92, 107; 383/127, 106-108, 901, 383/200, 203, 207, 210; D20/10, 22, 40, D20/42, 11; D3/303, 203.1

FIG. 5 is an elevation view of a third matrix sheet or panel thereof;

CPC .. B42D 15/022; B42D 15/042; B42D 15/045; B42D 15/027; B42D 25/00; B42D 25/20; B42D 25/23; B42D 25/26; B42D 25/29; B42D 25/30; B42D 25/40; B42D 2033/02; B42D 2033/04; B42D 2033/08; B42D 2033/10; B42D 2033/16; B42D 2033/18; B42D 2033/20; B42D 2033/28; B42D 2033/30

FIG. 6 is an elevation view of a fourth matrix sheet or panel thereof;

See application file for complete search history.

FIG. 7 is an elevation view of a fifth matrix sheet or panel thereof;

FIG. 8 is an elevation view of a sixth matrix sheet or panel thereof;

FIG. 9 is an elevation view of a seventh matrix sheet or panel thereof;

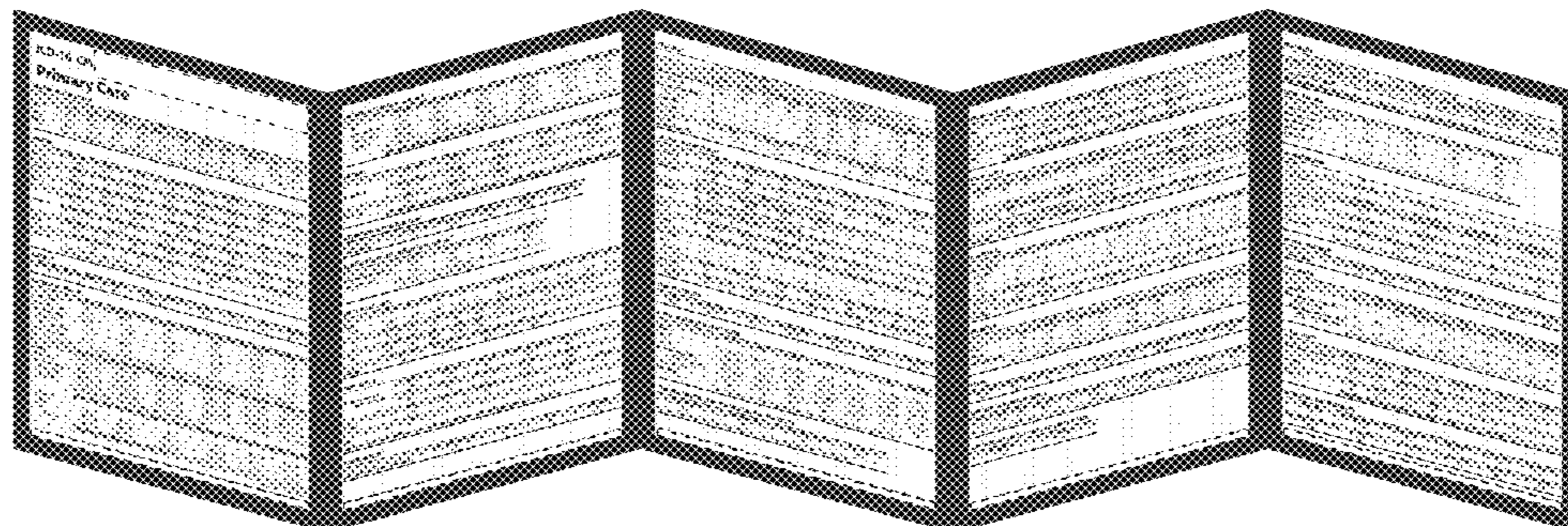
FIG. 10 is an elevation view of an eighth matrix sheet or panel thereof;

FIG. 11 is an elevation view of a ninth matrix sheet or panel thereof; and,

FIG. 12 is an elevation view of a tenth matrix sheet or panel thereof.

The broken lines in the figures represent portions of the coding matrix tool which are not part of the claimed design.

**1 Claim, 12 Drawing Sheets**



(56)

**References Cited**

U.S. PATENT DOCUMENTS

D432,570 S 10/2000 Donaldson  
D555,724 S 11/2007 Brodie  
D600,746 S 9/2009 Kudimi  
D602,167 S 10/2009 Coyne, III et al.

D650,009 S 12/2011 Tetrault  
D662,976 S 7/2012 Tetrault  
D664,195 S 7/2012 Rosenthal et al.  
D677,329 S 3/2013 Rosenthal et al.  
D686,660 S 7/2013 Wang  
D687,486 S \* 8/2013 Worthington et al. .... D19/1  
D719,213 S 12/2014 Hart  
\* cited by examiner

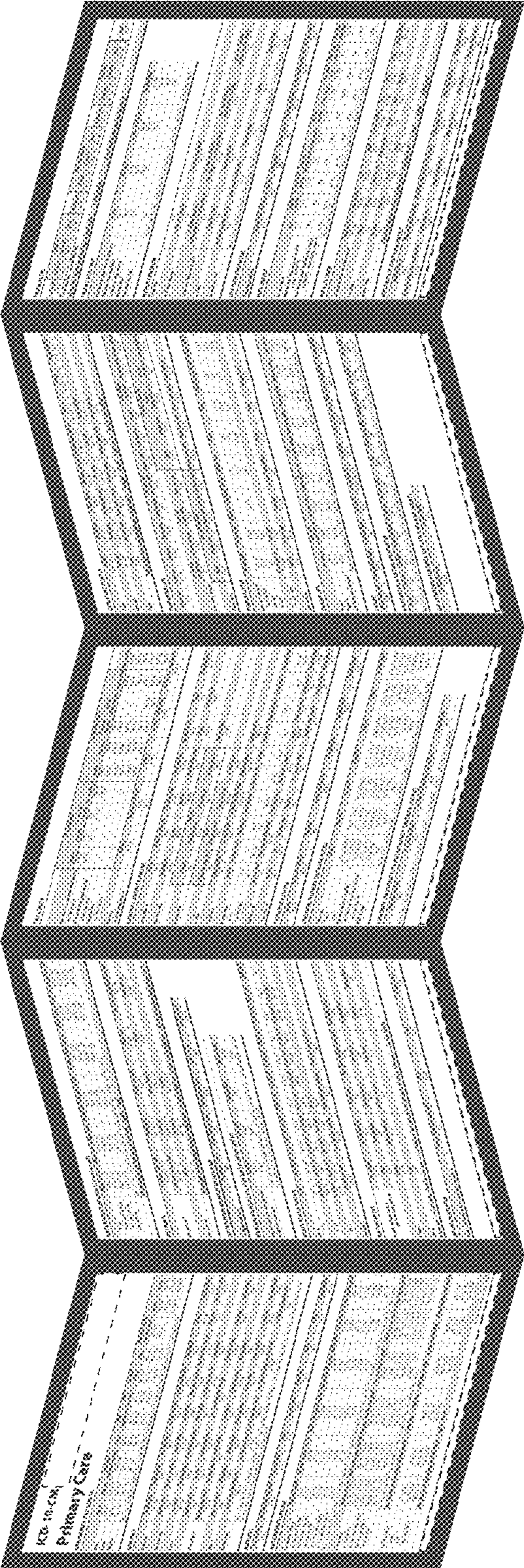


FIG. 1

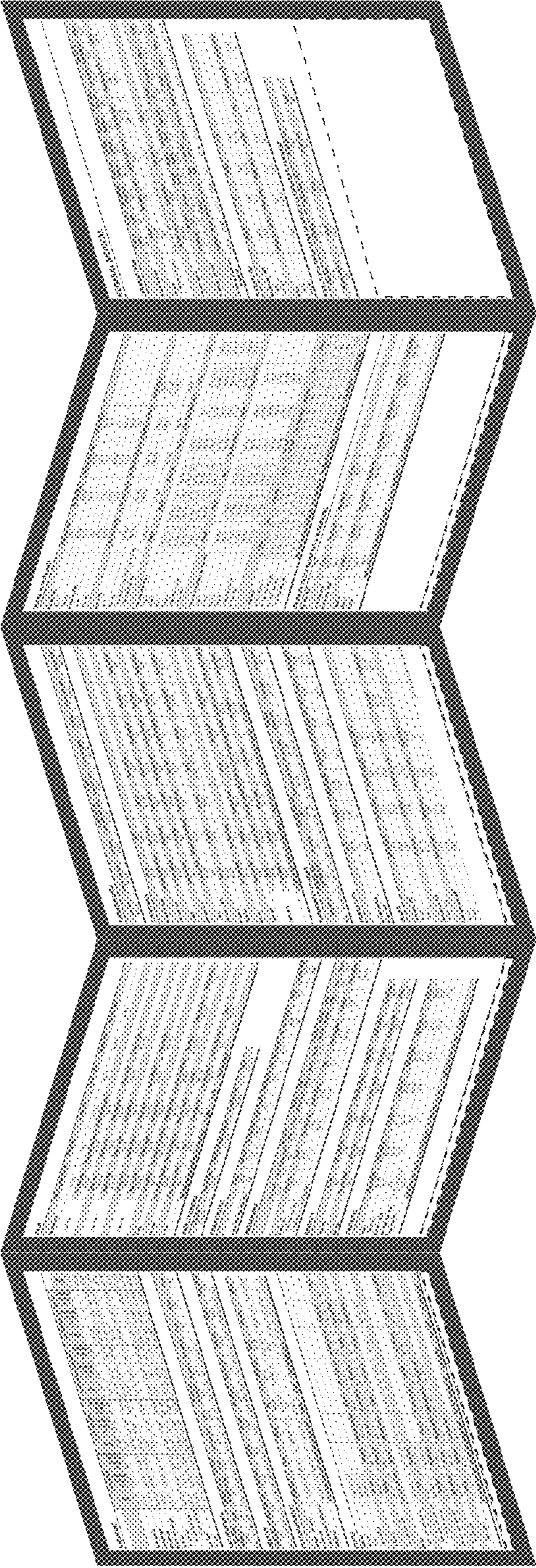


FIG. 2

ICD-10-CM

Primary Care

ABNORMAL PAP SMEAR

	Ectocervix		Endocervix		Pap smear		Squamous		Glandular		Group	
	R87.611	R87.612	R87.613	R87.614	R87.615	R87.616	R87.617	R87.618	R87.619	R87.620	R87.621	R87.622
<b>Atypia</b>	R87.611	R87.612	R87.613	R87.614	R87.615	R87.616	R87.617	R87.618	R87.619	R87.620	R87.621	R87.622
<b>Cervix</b>	R87.611	R87.612	R87.613	R87.614	R87.615	R87.616	R87.617	R87.618	R87.619	R87.620	R87.621	R87.622
<b>Vagina</b>	R87.623	R87.624	R87.625	R87.626	R87.627	R87.628	R87.629	R87.630	R87.631	R87.632	R87.633	R87.634

Note: Use additional code for associated HPV (R87.7) and/or acquired absence of uterus and cervix (Z90.71) if applicable.

ANEMIA

	Congenital	Drug-induced	Iron deficiency	Iron deficiency with transferrin	Iron deficiency with transferrin	Iron deficiency with transferrin	Iron deficiency with transferrin	Iron deficiency with transferrin	Iron deficiency with transferrin	Iron deficiency with transferrin	Iron deficiency with transferrin
<b>Aplastic</b>	D61.00	D61.01	D61.02	D61.03	D61.04	D61.05	D61.06	D61.07	D61.08	D61.09	D61.10
<b>Deficiency</b>	D52.0	D52.1	D52.2	D52.3	D52.4	D52.5	D52.6	D52.7	D52.8	D52.9	D52.9
<b>Due to</b>	D59.01	D59.02	D59.03	D59.04	D59.05	D59.06	D59.07	D59.08	D59.09	D59.10	D59.11
<b>Hemolytic</b>	D59.20	D59.21	D59.22	D59.23	D59.24	D59.25	D59.26	D59.27	D59.28	D59.29	D59.30
<b>Other</b>	D59.31	D59.32	D59.33	D59.34	D59.35	D59.36	D59.37	D59.38	D59.39	D59.40	D59.41

Note: For code D61.1, code first underlying CKD - see CHRONIC KIDNEY DISEASE, CKD, stage. For code D61.8, code first underlying disease. For code D61.9, code first associated malignancy (C80-D49).

ANXIETY

	Depressive	Episodic/recurrent	Generalized	Major	Specific type	Reaction	Stress	Other	Unspecified
	F41.0	F41.1	F41.2	F41.3	F41.4	F41.5	F41.6	F41.7	F41.8

ARTERIOSCLEROSIS

	Native vessel	Bypass graft	Native vessel	Bypass graft	Native vessel	Bypass graft	Native vessel	Bypass graft	Native vessel	Bypass graft
<b>Coronary Artery</b>	I25.10	I25.11	I25.12	I25.13	I25.14	I25.15	I25.16	I25.17	I25.18	I25.19
<b>Extremity</b>	I70.201	I70.202	I70.211	I70.212	I70.221	I70.222	I70.231	I70.232	I70.241	I70.242
<b>Other type ulcers</b>	I70.281	I70.282	I70.291	I70.292	I70.301	I70.302	I70.311	I70.312	I70.321	I70.322

Note: Code also I70.92 to identify any chronic total occlusion of artery of extremity.

SN character meanings as indicated: 1 right leg, 2 left leg, 3 bilateral legs, 4 other extremity, 9 unspecified extremity.

(Continued on the next panel)

FIG. 3

ARTERIOSCLEROSIS (Continued)											
	Artery	Bone vein bypass graft	Nonosseous bypass graft	Artery bypass graft	Other bypass graft	Other bypass graft					
Thigh	I70.213.41	I70.213.41	I70.213.41	I70.213.41	I70.213.41	I70.213.41					
Other part of foot	I70.213.45	I70.213.45	I70.213.45	I70.213.45	I70.213.45	I70.213.45					
Other part of leg	I70.213.49	I70.213.49	I70.213.49	I70.213.49	I70.213.49	I70.213.49					
Unspecified	I70.213.49	I70.213.49	I70.213.49	I70.213.49	I70.213.49	I70.213.49					
Note: Code also I70.92 to identify any chronic total occlusion of artery of extremity											
S7B character meanings as indicated: 1=right 2=left											
ASTHMA											
	Chronic asthmatic	Childhood	Severe variant	Extrinsic	Extrinsic and bronchospasm						
Unspecified	J45.901.1.1	J45.901.1.1	J45.901	J45.901.1.1	J45.901						
	J45.901.1.1	J45.901.1.1	J45.901.1.1	J45.901	J45.901.1.1						
Persistent	J45.901.1.1	J45.901.1.1	J45.901.1.1								
	J45.901.1.1	J45.901.1.1	J45.901.1.1								
S7B or 8th character meanings as indicated: 1=or exacerbation 2=status asthmaticus 3=or 4=uncomplicated unspecified											
ATTENTION DEFICIT DISORDER											
	Combined type	Hyperactive type	Inattentive type	Other type	Unspecified						
w/ Hyperactivity	F90.2	F90.1	F90.0	F90.8	F90.9						
BENIGN PROSTATIC HYPERTROPHY (BPH)											
	w/ LUTS	w/o LUTS	Congestive	Unspecified							
Hypertrophy/enlargement	N40.1	N40.0	N40.4	N40.0							
Nodular prostate	N40.3	N40.2		N40.2							
[Notes: For codes N40.1 and N40.3, use additional code for any associated symptoms, such as nocturia (R35.1) or urinary retention (I13.8).											
BODY MASS INDEX											
	19 or <	20.0-20.9	21.0-21.9	22.0-22.9	23.0-23.9	24.0-24.9	25.0-25.9	26.0-26.9	27.0-27.9	28.0-28.9	29.0-29.9
Adult											
< 30	Z68.1	Z68.10	Z68.21	Z68.22	Z68.23	Z68.24	Z68.25	Z68.26	Z68.27	Z68.28	Z68.29
30-39	Z68.30	Z68.31	Z68.32	Z68.33	Z68.34	Z68.35	Z68.36	Z68.37	Z68.38	Z68.39	
40-49	Z68.40	Z68.41	Z68.42	Z68.43	Z68.44	Z68.45					
50 or >	Z68.41	Z68.42	Z68.43	Z68.44	Z68.45						
Pediatric	Z69.01	Z69.02	Z69.03	Z69.04	Z69.05	Z69.06	Z69.07	Z69.08	Z69.09		
S7B or 8th character meanings as indicated: 1=10th percentile 2=5th percentile 3=50th percentile 4=90th percentile 5=95th percentile 6=99th percentile											
BRONCHITIS											
Acute, subacute d/t specified organism	Coccidial	H. influenzae	Extrinsic	Mycoplasma pneumoniae	Parainfluenza						
	J20.3	J20.1	J20.7	J20.9	J20.4						
Chronic	Mixed	Nonpurulent	Nonobstructive	Persistent	Simple	Unspecified					
	J41.0	J41.1	J41.0	J41.1	J41.0	J41					
Other	J40										
Asthmatic---see ASTHMA; COPD/Obstruction---see CHRONIC OBSTRUCTIVE PULMONARY DISEASE; Influenza---see INFLUENZA											
BRONCHIOLITIS											
	Human metapneumovirus	RSV	Other	Unspecified							
Acute, subacute d/t specified organism	J21.1	J21.0	J21.8	J21.9							

FIG. 4

CALCULUS										
	w/ Cholelithiasis				w/ Cholecystitis					
	Acute	Chronic	Acute w/ cholecystitis	Unspecified	Acute	Chronic	Acute w/ cholecystitis	Chronic	Unspecified	Unspecified
<b>Bile duct (choledocholithiasis)</b>	K82.2	K82.14	K82.15	K82.38	K82.41	K82.44	K82.46	---	K82.48	K82.59
w/ Obstruction	K82.31	K82.35	K82.37	K82.31	K82.43	K82.45	K82.47	---	K82.41	K82.51
<b>Bile duct and gallbladder</b>	---	---	---	---	K82.62	K82.64	K82.66	---	K82.68	K82.79
w/ Obstruction	---	---	---	---	K82.63	K82.65	K82.67	---	K82.61	K82.71
<b>Gallbladder</b>	---	---	---	---	K82.00	K82.10	K82.12	K82.19	K82.19	K82.29
w/ Obstruction	---	---	---	---	K82.01	K82.11	K82.13	K82.19	K82.11	K82.21
<b>Urinary</b>	Kidney		Kidney w/ ureter		Ureter		Kidney, unspecified		Urinary, unspecified	
w/ Hydronephrosis	K58.0		K58.7		K58.1		O91.0		K58.9	
	---		N13.2		---		---		---	

CARDIAC ARRHYTHMIAS							
	Block	Bradycardia	Extrasystolic	Psychogenic	Specific ICD	Vagal	Unspecified
<b>Arrhythmia</b>	I45.0	I45.8	I45.49	I45.0	I45.0	I45	I45.9
	Supraventricular	Sinus	Reflex	Tachycardia, unspecified	Vagal	Unspecified	
<b>Bradycardia</b>	I48.1	I48.1	O46.01	I48.5	I48.1	I48.1	
		Atrial					
		Chronic	Paroxysmal	Paroxysmal	Unspecified	Ventricular	
<b>Fibrillation</b>	I48.2	I48.8	I48.1	I48.71	I48.61		
		Atrial					
		Atypical (type II)	Typical (type I)	Unspecified	Ventricular		
<b>Flutter</b>	I48.4	I48.3	I48.52	I47.02			
	Bradycardia	Tachycardia	Before labor, 902	Before labor	During labor		
<b>Newborn</b>	P29.12	P29.13	I43.819	P01.819	P01.111		
	Atrial	Supraventricular	Auricular	Supraventricular	Heart	Functional	Supraventricular
<b>Premature</b>							
Beats	I49.1		I49.1			I49.1	I49.89
<b>Contractions</b>	I49.1	I49.42	I49.1	I49.49	I49.49	I49.49	I49.2
	Functional	Non-painful, 902	Psychogenic	Ventricular, 902	Sinus	Supraventricular	Ventricular
<b>Tachycardia</b>	I47.1	I45.89	I45.0	I47.0	I47.0	I47.1	I47.2
	Atrial	SV	Supraventricular	Supraventricular	w/ Slow, Brady	Supraventricular	Ventricular
<b>Paroxysmal</b>	I47.1	I47.1	I47.1	I47.1	I49.5	I47.1	I47.2

CHOLECYSTITIS							
Block	Acute w/ cholecystitis	Chronic	Empysematous	Gangrenous	Suppurative	Unspecified	
K81.0	K81.2	K81.1	K81.0	K81.0	K81.0	K81.0	

CHRONIC KIDNEY DISEASE (CKD)							
	Stage I	Stage II	Stage III	Stage IV	Stage V	ESRD	Unspecified
<b>Diabetic</b>							
Type I	E10.22, N18.1	E10.22, N18.2	E10.22, N18.1	E10.22, N18.4	E10.22, N18.5	E10.22, N18.6	E10.22, N18.9
Type II	E11.22, N18.1	E11.22, N18.2	E11.22, N18.1	E11.22, N18.4	E11.22, N18.5	E11.22, N18.6	E11.22, N18.9
<b>Hypertensive (w/ NTR)</b>							
w/ Heart dis or heart failure	I13.10, N18.1	I13.10, N18.2	I13.10, N18.3	I13.10, N18.4	I13.11, N18.5	I13.11, N18.6	I13.10, N18.9
w/ Heart Failure	I13.0, N18.1	I13.0, N18.2	I13.0, N18.1	I13.0, N18.4	I13.2, N18.5	I13.2, N18.6	I13.0, N18.9
<b>CKD, Stage</b>	N18.1	N18.2	N18.1	N18.4	N18.5	N18.6	N18.9
Note: For codes from category I11, use an additional code to identify type of heart failure—see HEART FAILURE.							

CHRONIC OBSTRUCTIVE PULMONARY DISEASE (COPD)			
Decompensated	w/ Exacerbation	w/ Acute respiratory infection	Unspecified
J44.1	J44.1	J44.0	J44.0
Note: Use an additional code with J44.0 to identify the infection—see GENERAL MEDICAL, INFECTION, ORGANISMS.			

FIG. 5

CONJUNCTIVITIS									
	Allergic	Chemical	Noninfectious	Microsporidial	Pseudomonas	Staphylococcal	Trachoma	Viral	Unspecified
Acute	H18.10.1, 1.2.1	H18.21.1, 2.1.1	B18.1	H18.62.1, 2.1.1	H18.23.1, 2.3.1	H18.23.1, 2.3.1	H18.23.1, 2.3.1	H18.21.1, 2.1.1	H18.30.1, 2.1
	Allergic	Fulcrular	Non-infectious	Simple	Normal	Unspecified			
Chronic	H18.41	H18.43.1, 2.3.1	H18.41.1, 2.1.1	H18.42.1, 2.1.1	H18.44	H18.46.1, 2.1.1			
	Acute	Adenoviral	Conjunctivitis	Enteroviral	Other specified	Unspecified			
Viral	B18.9	E18.1	B18.1	B18.1	B18.1	B18.1			
Sub or 000 character assignments as indicated: 1 right; 2 left; 3 bilateral; 8 or 9 unspecified									

DEPRESSION												
	Agitated	Anxiety	Atypical	Hypertical	Major RDS	Minor w/ psych symp	Minor RDS	Monopolar	Simple	See, single episode	Situational	Unspecified
	F32.2	F31.8	F32.8	F44.89	F32.9	F32.3	F33.0	F33.9	F30	F33.0	F42.21	F32.9
		w/ Psych symptoms	Full remission	Partial remission	Recurrent					Single episode		
Disorder, major	F12.3	F12.5	F12.4	F13.9		F12.8	F32.1	F32.7	F12.3	F32.9		
Recurrent	F31.0	F31.1	F31.2	F31.3		F31.40	F31.41	F31.41	F31.9			

DERMATITIS									
	Chemicals	Cosmetics	Diaper (cont. drug)	Drug contact skin	Eyes	Food	Plants (see food)	Unspecified	
Contact (due to)									
Unspecified	L25.3	L25.8		L25.1	L25.2	L25.4	L25.5	L25.9	
Allergic	L21.7	L23.2	L23.81	L23.1	L23.4	L21.6	L23.7	L21.9	
Infant	L24.1	L24.3		L24.8	L24.86	L24.6	L24.7	L24.9	
	Detergents	Infants							
Infant, other	L24.8	L24.2							
	Scabies	Cradle cap	Eczema	Infant dermatitis	Sebor	Other	Unspecified		
Seborrheic	L21.0	L21.8	L21.9	L21.1	L21.8	L21.6	L21.9		

DIABETES									
	Diabetes	RDS spec. code/abuse	w/ Foot Ulcer	w/ Hypertension	w/ Hypertension	w/ Hypertension	w/ Hypertension	w/ Hypertension	w/ Hypertension
Type I	E10.9	E10.09	E10.621	E10.65	E10.649	E10.21	E10.40	E10.319	E10.621
Type II	E11.9	E11.09	E11.621	E11.65	E11.649	E11.21	E11.40	E11.319	E11.621
d/t Drug or chemical	E09.9	E09.09	E09.621	E09.65	E09.649	E09.21	E09.40	E09.319	E09.621
Note: For categories E10 and E11, code also any insulin use (Z79.4) For diabetes with CKD, see CHRONIC KIDNEY DISEASE, Diabetic.									

FEVER									
	Drug induced	of unknown origin	Hay fever	Infective	Noninfective	Noninfective	Postmenstrual	Recurrent/relapsing	Unspecified
	R50.2	R50.9	J68.1	D75.9	E78.9, R50.21	F81.2	R59.81	A88.7	R10.2

ENTERITIS/GASTROENTERITIS											
	Acute	Chronic	Allergic	Bacterial RDS	E. coli	Enteroviral	E. coli	Enteroviral	Staphylococcal	Shigella	Viral RDS
	K52.9	K52.9	K52.2	A04.9	A04.7	A08.19	A04.4	A07	A04.8	K51.90	A08.4
Note: For code K02.2, use additional code to identify type of food allergy, such as egg (Z91.012), milk products (Z91.011), peanut (Z91.010), seafood (Z91.011)											

GASTROESOPHAGEAL REFLUX DISEASE (GERD)									
	w/ Esophagitis	Unspecified							
	K21.0	K21.9							

FIG. 6



**HEADACHE**

Allergy	Cluster			Post-traumatic				Tension			RHS	
	Chronic	Episodic	Group	Exacerbated	Acute	Chronic	Group	Relaxation	Chronic	Episodic		Group
G44.39	G44.32(1,0)	G44.31(1,0)	G44.30(1,0)	G44.40(1)	G44.37(1,0)	G44.32(1,0)	G44.30(1,0)	G44.40(1)	G44.22(1,0)	G44.21(1,0)	G44.20(1,0)	RS1

For migraine—see MIGRAINE

3th or 6th character meanings as indicated: 7 intractable 8 or 9 not intractable/unspecified

**HEART FAILURE**

	ICD9	ICD10	ICD9-CM	ICD10-CM
Combined (diastolic & systolic)	150.41	I50.42	150.48	I50.49
Diastolic (congestive)	150.31	I50.32	150.23	I50.29
Systolic (congestive)	150.21	I50.22	150.23	I50.29
Unspecified	---	---	---	I50.9
Ventricular, left	150.1	---	---	---

Note: Code first heart failure due to hypertension or hypertension with CKD—see HYPERTENSION.

**HYPERTENSION**

Essential	I10	w/ Heart failure		w/o Heart failure	
		I11.0	I11.9	I12.0	I12.9
w/ Heart disease		I11.0	I11.9	I12.0	I12.9
		w/ Heart failure, CKD stage 1-4 or unspecified	w/o Heart failure, CKD stage 1-4 or unspecified	w/o Heart failure, CKD stage 5 or ESRD	w/ Heart failure, CKD stage 5 or ESRD
w/ Heart disease & CKD		I13.0	I13.1	I13.1	I13.2
		Stage 1-4, R09	Stage 2, ESRD		
w/ CKD		I12.9	I12.0		
		Stage renal disorders	Endocrine disorders	Renovascular	Other
Secondary (to)		I15.1	I15.2	I15.8	I15.9

Note: Use an additional code to identify type of heart failure and stage of CKD when applicable—see HEART FAILURE and CKD.

**HYPOTHYROIDISM**

	Congenital	Acquired, nongit	Iatrogenic	Postinfectious	Postirradiation	Postneoplastic	Unspecified
Hypothyroidism	E02.1	E03.0	E03.2	E03.3	E09.0	E09.0	E03.9

**INFLUENZA**

	RHS	Diagn. manifest	Exacerbate pathy	Large/ pleuro-pneumonia	Myocarditis	Other media	Pharyng.	Pharyng. spec. neg.	Pharyng. spec. manifest	RHS spec. manifest
Unspecified	J11.1	J11.2	J11.81	J11.1	J11.82	J11.83	J11.86	J11.88	J11.1	J11.89
Identified influenza virus NEC (H3N1, A/H3N1)	J10.1	J10.2	J10.81	J10.1	J10.82	J10.83	J10.86	J10.88	J10.1	J10.89
Identified novel influenza B virus (A/H5N1, avian, bird, swine)	J09.X1	J09.X0	J09.X9	J09.X2	J09.X3	J09.X3	J09.X1	J09.X1	J09.X2	J09.X9

Note: Code also any associated manifestations (e.g., specified type of pneumonia, specific respiratory manifestation, etc.).

**MASS/LUMP**

	Epigastric	Genitofemoral	LLS	LLS	Perianthoracic	RLO	RUL	Other	Unspecified
Abdominal/Intra-abdominal	R19.01	R19.02	R19.04	R19.02	R19.05	R19.01	R19.01	R19.09	R19.09
	Oral	Head	Lower limb	Upper limb	Back	Skin	Trunk		
Localized	R22.2	R22.0	R22.80, 1, 2, 3	R22.30, 1, 2, 3	R22.1	R22.9	R22.2		
	Breast	Genital	Lower	Upper					
Other Sites	N63	N28.89	R10.0	R01.8					

3th character meanings as indicated: 0 unspecified 1 right 2 left 3 bilateral

**METABOLIC DISTURBANCES**

Dehydration	Hypokalemia	Hyperglycemia (non-diabetic)	Hyperkalemia	Hypernatremia	Hypomagnesemia
E86.6	E86.6	R73.6	E87.3	E87.5	E87.6
Hyperglycemia (non-diabetic)	Hypokalemia	Hyperlipidemia	Hypomagnesemia	Hypocalcemia	Volume depletion
E16.2	E87.6	E78.5	E87.1	E88.1	E86.9

FIG. 7

**MIGRAINE**

	Intractable			Nonintractable			w/ Refractory migraine			w/o Refractory migraine			
	J	K	L	J	K	L	J	K	L	J	K	L	
Abdominal	G43.019	G43.011	G43.019	G43.099	G43.001	G43.005	G43.019	G43.011	G43.019	---	---	---	G43.009
Hemiplegic	G43.419	G43.411	G43.419	G43.409	G43.401	G43.409	G43.419	G43.411	G43.419	G43.409	G43.401	G43.409	G43.409
Menstrual	G43.829	G43.831	G43.839	G43.829	G43.821	G43.820	G43.829	G43.831	G43.839	G43.829	G43.821	G43.829	G43.829
Ophthalmoplegic	G43.101	---	---	G43.100	---	---	G43.01	---	---	G43.01	---	---	G43.100
w/ Aura	G43.119	G43.111	G43.119	G43.109	G43.101	G43.109	G43.119	G43.111	G43.119	G43.109	G43.101	G43.109	G43.109
Persistent	---	---	---	---	---	---	---	---	---	---	---	---	G43.509
w/ Cerebral Infarct	G43.619	G43.611	G43.619	G43.609	G43.601	G43.605	G43.619	G43.611	G43.619	G43.609	G43.601	G43.609	G43.609
w/o Cerebral Infarct	G43.519	G43.511	G43.519	G43.509	G43.501	G43.505	G43.519	G43.511	G43.519	G43.509	G43.501	G43.509	G43.509
w/o Aura	G43.019	G43.011	G43.019	G43.009	G43.001	G43.009	G43.019	G43.011	G43.019	G43.009	G43.001	G43.009	G43.009
Chronic	G43.719	G43.711	G43.719	G43.709	G43.701	G43.705	G43.719	G43.711	G43.719	G43.709	G43.701	G43.709	G43.709

**NEUTROPENIA**

Congenital (primary)	Acute	W/ Cytotoxic chemotherapy	W/ Other drug	W/ Infection	Fever	Remission	Pediatric	Secondary	Toxic	Other	Drug
D78.0	D78.4	D78.1	D78.2	D78.3	D78.9	H51.5	D78.4	D78.4	D78.8	D78.8	D78.9

Note: For codes D78.1 and D78.2, use additional code to identify drug. For code D78.1, code also the underlying neoplasm.

**OBESITY**

Constitutional	Drug-induced	Endocrine	Essential	Marfan	Metabolic	Overweight	Pituitary	Severe	Unspecified
E66.0	E66.1	E66.8	E66.9	E66.01	E66.09	E66.9	E66.0	E66.01	E66.9

Note: Use an additional code to identify body mass index, if known (E66.0-). --see BODY MASS INDEX. For code E66.1, use an additional code to identify drug.

**OSTEOARTHRITIS**

	Shoulder	Elbow	Wrist	Hip	Wp 811 dysplasia	Knee	Shoulder	Wrist
Primary, bilateral	---	---	---	M16.0	M16.2	M17.0	---	---
Unilateral	M19.01(1,2,3)	M19.01(1,2,3)	M19.04(1,2,3)	M16.1(1,2)	M16.3(1,2)	M17.1(1,2)	M19.01(1,2,3)	M19.03(1,2,3)
Post-traumatic, bilateral	---	---	---	M16.3	---	M17.2	---	---
Unilateral	M19.11(1,2,3)	M19.12(1,2,3)	M19.14(1,2,3)	M16.5(1,2)	---	M17.3(1,2)	M19.11(1,2,3)	M19.13(1,2,3)
S16 or S18 character meanings as indicated: 1=Right 2=Left 3=Unspecified								

**OTITIS**

Externa										
Chronic	H60.00(1,2,3)									
Other	H60.0X(1,2,3,9)									
Unspecified	H60.90(1,2,3)									
Media										
Acute, nonsuppurative										
	Acute		Chronic		Diffuse		Hemorrhagic		Unspecified	
	H65.00(1,2,3)	H65.01(1,2,3,9)	H65.02(1,2,3)	H65.03(1,2,3)	H65.04(1,2,3)	H65.05(1,2,3)	H65.06(1,2,3)	H65.07(1,2,3)	H65.08(1,2,3)	H65.09(1,2,3)
Acute, suppurative										
	Acute		Chronic		Diffuse		Hemorrhagic		Unspecified	
	H65.10(1,2,3)	H65.11(1,2,3,9)	H65.12(1,2,3)	H65.13(1,2,3)	H65.14(1,2,3)	H65.15(1,2,3)	H65.16(1,2,3)	H65.17(1,2,3)	H65.18(1,2,3)	H65.19(1,2,3)
Chronic, nonsuppurative										
	Allergic		Eosinophilic		Mixed		Noninfectious		Unspecified	
	H65.20(1,2,3)	H65.21(1,2,3,9)	H65.22(1,2,3)	H65.23(1,2,3)	H65.24(1,2,3)	H65.25(1,2,3)	H65.26(1,2,3)	H65.27(1,2,3)	H65.28(1,2,3)	H65.29(1,2,3)
Suppurative										
	Acute		Chronic		Unspecified		Unspecified		Unspecified	
	H65.30(1,2,3)	H65.31(1,2,3,9)	H65.32(1,2,3)	H65.33(1,2,3)	H65.34(1,2,3)	H65.35(1,2,3)	H65.36(1,2,3)	H65.37(1,2,3)	H65.38(1,2,3)	H65.39(1,2,3)
Unspecified										
	H65.90(1,2,3)									
S16 or S18 character meanings as indicated: 1=Right 2=Left 3=Unspecified 4=Right 5=Left 6=Bilateral										

FIG. 8

PAIN							
	Acute, generalised	Epigastric	Lower, left	Lower, right	Upper, left	Upper, right	
<b>Abdominal</b>							
Localized	R10.0	R10.1	R10.2	R10.3	R10.4	R10.5	
	Periumbilic	Unspecified, lower	Unspecified, upper				
	R10.3	R10.3	R10.3				
	Epigastric	Periumbilic	Generalised	Lower, left	Lower, right		
	R10.11	R10.15	R10.17	R10.14	R10.15		
Tenderness	Upper, left	Upper, right	Unspecified				
	R10.812	R10.811	R10.819				
	Lower, left	Lower, right	Epigastric	Generalised	Periumbilic		
	R10.824	R10.821	R10.826	R10.827	R10.825		
Rebound	Upper, left	Upper, right	Unspecified				
	R10.822	R10.821	R10.829				
	Costalgia	Embargo w/ salarix	Embargo NOS	Substernal neuralgia	Salarix	Thoracic pain	Unspecified
<b>Back</b>	M54.2	M54.4, M54.7	M54.5	M54.91	M54.92, M54.93	M54.6	M54.9
	Central syndrome	Chronic syndrome	Due to trauma	Other			
<b>Chronic</b>	G89.0	G89.4	G89.21	G89.29			
	Chronic, unspecified	Gas	Generalised	W/ fracture	Pubic, femoral	TBI	
<b>Other</b>	R07.9	R14.1	R52	G89.1	R10.7	M25.52	
	Nth character meanings as indicated: 1 right, 2 left, 9 unspecified						

PANCYTOPENIA				
Acquired	Congenital	Chemotherapy induced	Drug-induced	Other
D61.1-18	D61.0-9	D61.8-11	D61.811	D61.818

PHARYNGITIS									
	Acute	Chronic	Recurrent	Epitonsillar	Infectious, dx	Fungal	Streptococcal	Viral	Unspecified
	J02.9	J02.7	J02.2	J02.7	J02.7	J02.9	J02.8	J02.6	J02.9
<b>Naso-/Rhinopharyngitis</b>	J00	J11.1	---	---	---	---	J00	---	J00

PNEUMONIA														
	Bacteria				Virus				Fungi		Other		Group	
	Bronch	Lobar	Hyponemat	emp	E. coli	influenza	shingles	MPS8	MPS9	asperg	histoplas	crypt	other	group
	J18.0	J18.1	J18.2	J18.5	J18.5	J18	J18.8	J18.212	J18.211	J18.7	J18	J18.9	J18.8	J18.9
	Bacteria				Virus				Fungi		Other		Unspecified	
<b>Aspiration</b>	J15.9	J02.0	J02.0	J02.0	J02.0	J02.0	J02.1	J02.8	J02.8	J02.8	J02.8	J02.8	J02.8	J02.8
<b>Newborn/ neonate</b>	---	P24.31	P24.31	P24.31	P24.31	---	P24.81	---	P24.81	---	---	---	P24.81	---
	w/ influenza—see J09/J10													

RHINITIS							
	Acute	Chronic NOS	Infective	Postnasal	Syphilitic	Tuberculous	Vasomotor
<b>Rhinitis</b>	J00	J31.0	J01	J00	A52.75	A15.8	J30.0
	Unspecified	w/ food	w/ pollen	Nonseasonal	Parasitic	Seasonal, BCC	Other
<b>Allergic</b>	J30.9	J30.5	J30.1	J30.89	J30.93	J30.7	J30.89

SINUSITIS							
	Unspecified	Ethmoidal	Frontal	Mastoid	Sphenoidal	Pansinusitis	Other
<b>Acute</b>	J01.50	J01.29	J01.19	J01.09	J01.30	J01.60	J01.50
<b>Recurrent</b>	J01.51	J01.21	J01.11	J01.01	J01.31	J01.61	J01.51
<b>Chronic, NOS</b>	J01.9	J02.3	J02.1	J02.0	J02.3	J02.4	J02.8
<b>w/ High altitude</b>	J01.1XX(A, D, S)	---	---	---	---	---	---
<b>Tuberculous</b>	A15.8	---	---	---	---	---	---
	Nth character meanings as indicated: 0 frontal sinusitis, 1 sphenoidal sinusitis, 2 ethmoidal sinusitis, 3 maxillary						

FIG. 9

SPONDYLOSIS								
Cervical	Cervicobasilar	Lumbar	Lumbosacral (low back related)	Sacroiliac	Sacrospinous	Thoracic	Thoracolumbar	Unspecified
M41.02	M41.01	M41.06	M41.07	M41.01	M41.08	M41.04	M41.05	M41.00
<b>SYMPTOMS</b>								
	Other	R05						
Blood in stool	K02.1	R19.5						
	Other dysfunction	Other	Other	Other	Other	Other	Other	Other
Constipation	R59.02	R59.01	R59.04	R59.06				
	w/ Hemorrhage	Spontaneous	Functional	Hysterical	Psychogenic	Smoker	Unspecified	
Cough	R04.2	R05	F45.0	F45.0	F45.0	J41.0	R05	
	Bacterial NOS	C. difficile	S. coli NOS	Staphylococci	Protococci only	Other NOS		
Diarrhea, D/I	A04.9	R59.7	A04.9	A04.1	A04.2	A04.4		
	Colibacillus NOS	Chronic (non-infect)	Functional	Reflux	Postprandial only	Post other GI surg	Unspecified	
Other	R52.00	R52.0	R59.1	F45.8	K91.1	K91.09	R19.7	
Dizziness, NOS	R42							
	Other	Other	Other	Other	Other	Psychogenic	Unspecified	
Fatigue	R53.02	F43.0	R53.03	F47.0(A,D,S)	R53.00	F40.0	R53.03	
Malaise	R53.01							
	w/ Vomiting	w/ Vomiting						
Nausea	R11.2	R11.0						
	Spontaneous	Other	Spontaneous	Other	Psychogenic	Unspecified		
Syncope	R90.1	R55	G90.01	T67.1X(A,D,S)	R55	R55		
	Other	Cerebral NOS	Cerebral, refractory	Cerebral, w/ refractory	Cerebral, w/ refractory	Cerebral, w/ refractory	Following GI surg	
Vomiting	K92.0	G43.A0	G43.A1	G43.A1	G43.A0	G43.A0	K91.0	
	Functional	Reflux	Psychogenic	w/ Nausea	w/ Nausea	w/ Nausea	Unspecified	
	K91.09	F50.0	R11.02	R11.2	R11.1	R11.1	R11.00	
* If character meanings as indicated: A Initial encounter, D Subsequent encounter, S Urgent								
<b>THROMBOCYTOPENIA</b>								
Congenital	Acute (other than hereditary)	Essential	Myeloid leukemia (M7)	Post-transfusion	Primary TBC	Primary thrombotic	Secondary	Unspecified
D69.02	D69.01	D69.1	D75.02	D69.01	D69.00	D69.01	D69.00	D69.0
Note: For code D69.02, code the congenital or hereditary disorder first, such as thrombocytopenia w/ absent radius Q17.2.								
<b>TONSILLITIS</b>								
	Acute	Chronic	Pyogenic	Parapharyngeal	Streptococcal	Staphylococcal	Unspecified	
	R03.90	J35.01	J35.01	J01.00	J01.00	J01.00	J01.00	J01.00
w/ Adenoiditis		J35.00	J35.00					J35.00
Recurrent	J03.01			J03.01	J03.01	J03.01	J03.01	J03.01
<b>ULCER</b>								
	Hemorrhage	Perforation	Remittent & perfor	Unspecified				
Duodenal, NOS	K26.4	K26.0	K26.6	K26.9				
Acute	K26.0	K26.1	K26.2	K26.3				
Chronic	K26.4	K26.5	K26.6	K26.7				
	Acute	Chronic	Chronic	Other	Infective	Unspecified		
Esophagus, NOS	K22.10	K21.0	K22.10	K22.10	K22.10	K22.10	K22.10	
w/ Bleeding	K22.11		K22.11	K22.11	K22.11	K22.11	K22.11	
	Hemorrhage	Perforation	Remittent & perfor	Unspecified				
Gastrojejunal, NOS	K28.4	K28.0	K28.6	K28.9				
Acute	K28.0	K28.1	K28.2	K28.3				
Chronic	K28.4	K28.5	K28.6	K28.7				

(Continued on the next panel)

FIG. 10

ULCER (Continued)									
	Percentage	Posterosion	Remnant & perfor	Unspecified					
<b>Peptic, NOS</b>	K27.4	K27.5	K27.6	K27.9					
Acute	K27.0	K27.1	K27.2	K27.3					
Chronic	K27.4	K27.5	K27.6	K27.7					
<b>Stomach, NOS</b>	K25.4	K25.5	K25.6	K25.9					
Acute	K25.0	K25.1	K25.2	K25.3					
Chronic	K25.4	K25.5	K25.6	K25.7					
	w/ Brite necrosis	w/ Exposed fat layer	w/ Muscle necrosis	w/ Skin breakdown	Unspecified				
<b>Skin, NOS</b>					L98.499				
Back	L98.420	L98.422	L98.421	L98.423	L98.429				
Buttock	L98.414	L98.412	L98.413	L98.411	L98.419				
Lower limb--see ULCER, Lower limb									
Other specified site	L98.494	L98.492	L98.493	L98.491	L98.495				
	Ankle	Back	Buttock	Ceasing	Foot/ankle, heel, tip	Elbow	Face		
<b>Pressure/decubitus</b>									
Stage 1	L89.501.1.211	L89.501.2.3.411	L89.501.3.211	L89.501	L89.41	L89.801.1.211	L89.811		
Stage 2	L89.501.1.212	L89.501.2.3.412	L89.501.3.212	L89.502	L89.42	L89.801.1.212	L89.812		
Stage 3	L89.501.1.213	L89.501.2.3.413	L89.501.3.213	L89.503	L89.43	L89.801.1.213	L89.813		
Stage 4	L89.501.1.214	L89.501.2.3.414	L89.501.3.214	L89.504	L89.44	L89.801.1.214	L89.814		
Unspecified stage	L89.501.1.219	L89.501.2.3.419	L89.501.3.219	L89.509	L89.49	L89.801.1.219	L89.819		
Unstageable	L89.501.1.210	L89.501.2.3.410	L89.501.3.210	L89.510	L89.45	L89.801.1.210	L89.810		
	Head	Neck	Hip	Other region	Other	Unspecified			
<b>Pressure/decubitus (continued)</b>									
Stage 1	L89.811	L89.801.1.211	L89.701.1.211	L89.511	L89.801	L89.91			
Stage 2	L89.812	L89.801.1.212	L89.701.1.212	L89.512	L89.802	L89.92			
Stage 3	L89.813	L89.801.1.213	L89.701.1.213	L89.513	L89.803	L89.93			
Stage 4	L89.814	L89.801.1.214	L89.701.1.214	L89.514	L89.804	L89.94			
Unspecified stage	L89.819	L89.801.1.219	L89.701.1.219	L89.519	L89.809	L89.99			
Unstageable	L89.810	L89.801.1.210	L89.701.1.210	L89.510	L89.806	L89.95			
	Head	Neck	Foot, NOS	Hand	Upper extrem	Lower leg, unsp	Midfoot	Toe	Other
<b>Lower limb</b>	L97.310.1.211	L97.310.1.219	L97.310.1.210	L97.310.1.219	L97.310.1.214	L97.310.1.219	L97.410.1.219	L97.510.1.219	L97.610.1.219
w/ Brite necrosis	L97.310.1.214	L97.310.1.214	L97.310.1.214	L97.410.1.214	L97.510.1.214	L97.610.1.214	L97.410.1.214	L97.510.1.214	L97.610.1.214
w/ Exposed fat layer	L97.310.1.212	L97.310.1.212	L97.310.1.212	L97.410.1.212	L97.510.1.212	L97.610.1.212	L97.410.1.212	L97.510.1.212	L97.610.1.212
w/ Muscle necrosis	L97.310.1.213	L97.310.1.213	L97.310.1.213	L97.410.1.213	L97.510.1.213	L97.610.1.213	L97.410.1.213	L97.510.1.213	L97.610.1.213
w/ Skin breakdown	L97.310.1.211	L97.310.1.211	L97.310.1.211	L97.410.1.211	L97.510.1.211	L97.610.1.211	L97.410.1.211	L97.510.1.211	L97.610.1.211
	Site character as indicated:		Unspecified	1 right/right upper	2 left/left upper	3 right/lower	4 left/lower		

URINARY TRACT DISEASES & DISORDERS				
<b>Dysuria, NOS</b>	R59.0			
	Stage	Post-void	Midstream	Stress
<b>Incontinence</b>	N23.41	N23.43	N23.44	N23.5
<b>Infections, NOS</b>	N59.0			
	Acute	Chronic	Intermittent	Irradiation
<b>Bladder</b>	N59.01.1	N59.01.2	N59.01.3	N59.41.1
<b>Kidney</b>	N59.02			
<b>Ureter</b>	N59.03			
	Site character as indicated:		1 ureter/hematuria	2 ureter/hematuria

FIG. 11

GENERAL MEDICAL										
<b>EXAMINATION</b>										
	Edic for adult	Res test adult	Blood E100 diag test	Disability diagn	Geniog score	Increase purpose	Participate in sport	Remot to armed force	Other	
Administrative	Z02.0	Z02.2	Z02.02	Z02.21	Z02.4	Z02.6	Z02.5	Z02.1	Z02.3	Z02.89
	Adult	Res test < 9 days	Res test > 28 days	Res test ch88	Delayed growth	Other				
General	Z00.00	Z00.10	Z00.11	Z00.12	Z00.13	Z00.14	Z00.15	Z00.16	Z00.17	Z00.18
w/ Abnormal findings	Z00.01	---	---	---	---	---	---	---	---	---
Note: Use an additional code to identify any condition found.										
	Cardiovascular		Respiratory		Laboratory		Other			
Preprocedural	Z91.810	Z91.811	Z91.812	Z91.813	Z91.814	Z91.815	Z91.816	Z91.817	Z91.818	Z91.819
	Dentistry		Oral tract	Oral tract	Intestinal	Metabolic				
Screening, general	Z13.0	Z13.1	Z13.2	Z13.3	Z13.4	Z13.5	Z13.6	Z13.7	Z13.8	Z13.9
	Cardio dia	dia	Oral tract	Intestinal	Intestinal	Liquid dia	Metabolic	Other	Other	Other
Screening, malignant neoplasm	Z12.0	Z12.1	Z12.2	Z12.3	Z12.4	Z12.5	Z12.6	Z12.7	Z12.8	Z12.9
	Bladder	Blood	Intestines	Cervix	Rectum	Uterus	Prostate	Rectum	Intestine	Stomach
<b>HISTORY OF</b>										
	Stroke	MI	Coron	Long						
Malignancy, RUS										
Family	Z80.0	Z80.1	Z80.2	Z80.3	Z80.4	Z80.5	Z80.6	Z80.7	Z80.8	Z80.9
Personal	Z85.0	Z85.1	Z85.2	Z85.3	Z85.4	Z85.5	Z85.6	Z85.7	Z85.8	Z85.9
	Bladder	Colon	Prostate	Stomach	Other	Cardiovascular	Neurological			
Other										
Family	---	Z81.0	Z81.1	Z81.2	Z81.3	Z81.4	Z81.5	Z81.6	Z81.7	Z81.8
Personal	Z86.0	Z86.1	Z86.2	Z86.3	Z86.4	Z86.5	Z86.6	Z86.7	Z86.8	Z86.9
<b>INFECTIOUS ORGANISMS IN DISEASE CLASSIFIED ELSEWHERE</b>										
	Adenovirus	Coronavirus	Enterovirus	Herpesvirus	Rotavirus					
B97.0	B97.1	B97.2	B97.3	B97.4	B97.5					
K. pneumoniae	B95.0	B95.1	B95.2	B95.3	B95.4	B95.5	B95.6	B95.7	B95.8	B95.9
B96.0	B96.1	B96.2	B96.3	B96.4	B96.5	B96.6	B96.7	B96.8	B96.9	B97.0

FIG. 12