

US00D746913S

(12) **United States Design Patent**
Hart

(10) **Patent No.:** **US D746,913 S**
(45) **Date of Patent:** **** *Jan. 5, 2016**

(54) **CODING MATRIX TOOL**

D414,574 S 9/1999 Chen

(Continued)

(71) Applicant: **Optum, Inc.**, Minnetonka, MN (US)

Primary Examiner — Caron D Veynar

(72) Inventor: **Anita C. Hart**, White Stone, VA (US)

Assistant Examiner — Abraham Bahta

(73) Assignee: **OPTUM, INC.**, Minnetonka, MN (US)

(74) *Attorney, Agent, or Firm* — Dorsey & Whitney LLP

(*) Notice: This patent is subject to a terminal disclaimer.

(57) **CLAIM**

The ornamental design for a coding matrix tool, as shown and described.

(**) Term: **14 Years**

DESCRIPTION

(21) Appl. No.: **29/511,149**

(22) Filed: **Dec. 8, 2014**

(51) **LOC (10) Cl.** **19-01**

(52) **U.S. Cl.**
USPC **D19/1**

(58) **Field of Classification Search**

USPC D19/1-12, 20-34; 206/449, 232, 495.5, 206/494; 40/124.01-124.15, 672, 776, 726; 229/72, 92, 92.1, 300-303, 87.06, 229/87.08, 87.14; 281/2-5, 16, 22, 51; 705/3; 283/2-3, 115, 900, 74-75, 103, 283/105-106; 428/42.3; D9/703, 707, 709, D9/713, 424, 414, 720, 418, 416; 426/106; 222/92, 107; 383/127, 106-108, 901, 383/200, 203, 207, 210; D20/10, 22, 40, D20/42, 11; D3/303, 203.1
CPC .. B42D 15/022; B42D 15/045; B42D 15/042; B42D 15/027; B42D 15/08; B42D 25/00; B42D 25/29; B42D 25/30; B42D 25/20; B42D 25/23; B42D 25/26; B42D 25/40; B42D 2033/02; B42D 2033/04; B42D 2033/08; B42D 2033/10; B42D 2033/16; B42D 2033/18; B42D 2033/20; B42D 2033/28; B42D 2033/30

See application file for complete search history.

A portion of the disclosure of this patent document contains material to which a claim for copyright is made. The copyright owner has no objection to the facsimile reproduction by anyone of the patent document or the patent disclosure, as it appears in the Patent and Trademark Office patent file or records, but reserves all other copyright rights whatsoever.

FIG. 1 is a first perspective view of a coding matrix tool in unfolded configuration showing my new design;

FIG. 2 is a second perspective view thereof;

FIG. 3 is an elevation view of a first matrix sheet or panel thereof;

FIG. 4 is an elevation view of a second matrix sheet or panel thereof;

FIG. 5 is an elevation view of a third matrix sheet or panel thereof;

FIG. 6 is an elevation view of a fourth matrix sheet or panel thereof;

FIG. 7 is an elevation view of a fifth matrix sheet or panel thereof;

FIG. 8 is an elevation view of a sixth matrix sheet or panel thereof;

FIG. 9 is an elevation view of a seventh matrix sheet or panel thereof;

FIG. 10 is an elevation view of an eighth matrix sheet or panel thereof;

FIG. 11 is an elevation view of a ninth matrix sheet or panel thereof; and,

FIG. 12 is an elevation view of a tenth matrix sheet or panel thereof.

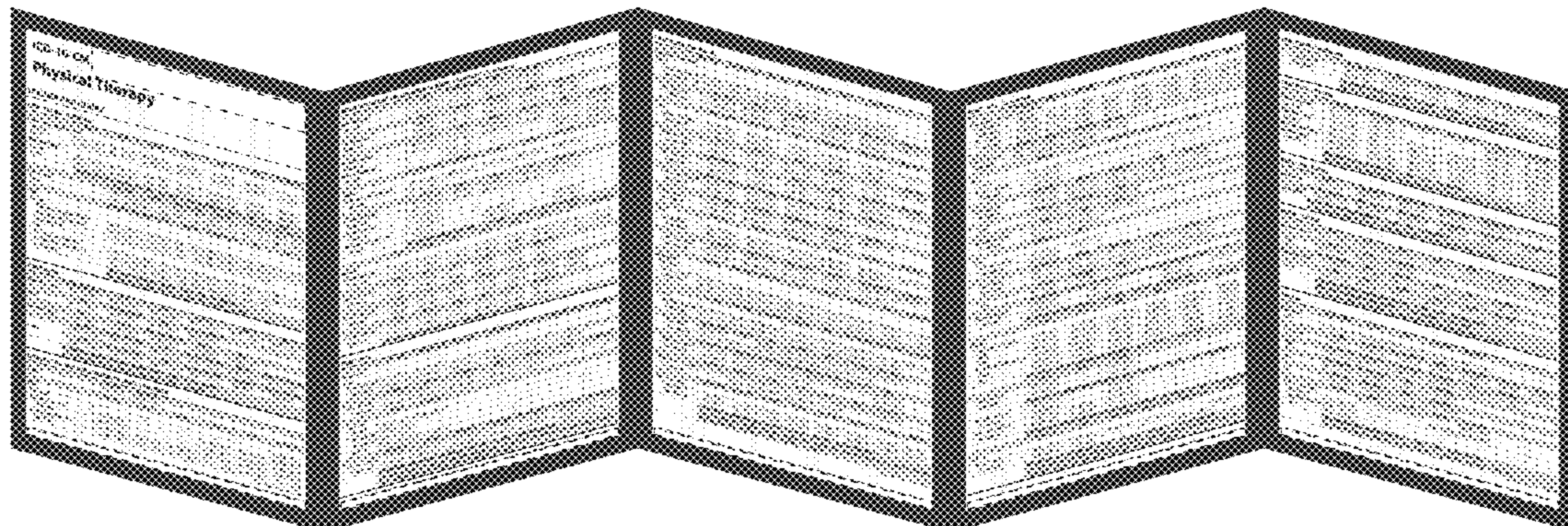
The broken lines in the figures represent portions of the coding matrix tool which are not part of the claimed design.

(56) **References Cited**

U.S. PATENT DOCUMENTS

D400,919 S 11/1998 Pickel

1 Claim, 12 Drawing Sheets



(56)

References Cited

U.S. PATENT DOCUMENTS

D432,570 S 10/2000 Donaldson
D555,724 S 11/2007 Brodie
D600,746 S 9/2009 Kudimi
D602,167 S 10/2009 Coyne, III et al.

D650,009 S 12/2011 Tetrault
D662,976 S 7/2012 Tetrault
D664,195 S 7/2012 Rosenthal et al.
D677,329 S 3/2013 Rosenthal et al.
D686,660 S 7/2013 Wang
D687,486 S * 8/2013 Worthington et al. D19/1
D719,213 S 12/2014 Hart
* cited by examiner

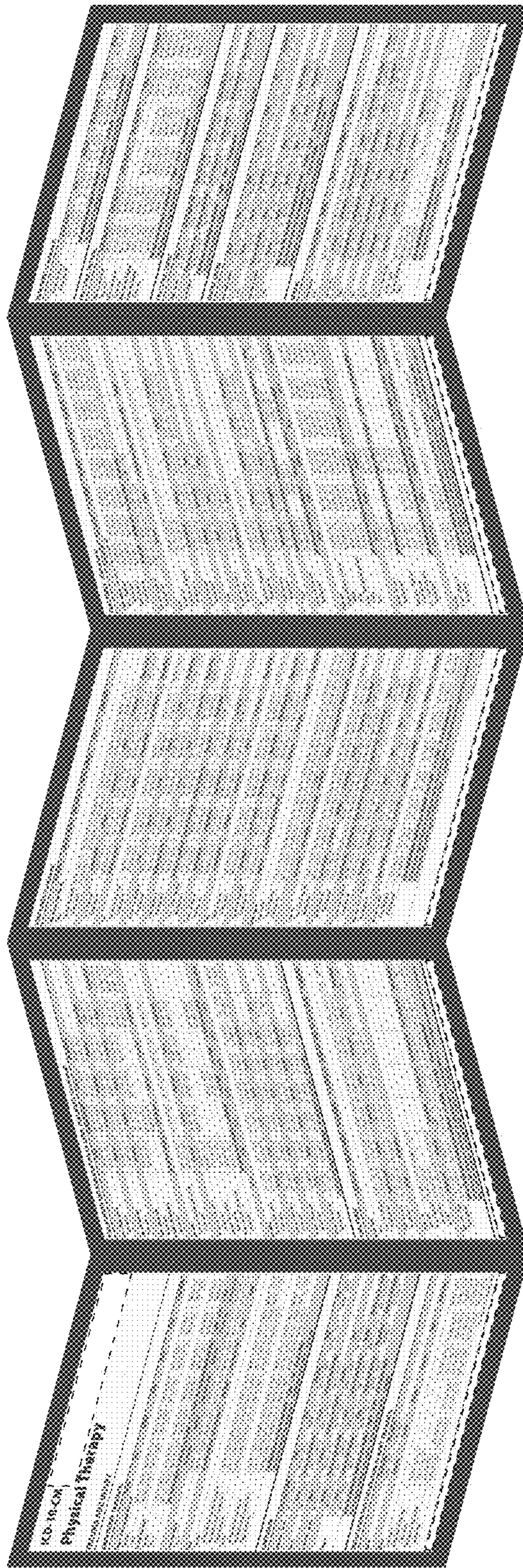


FIG. 1

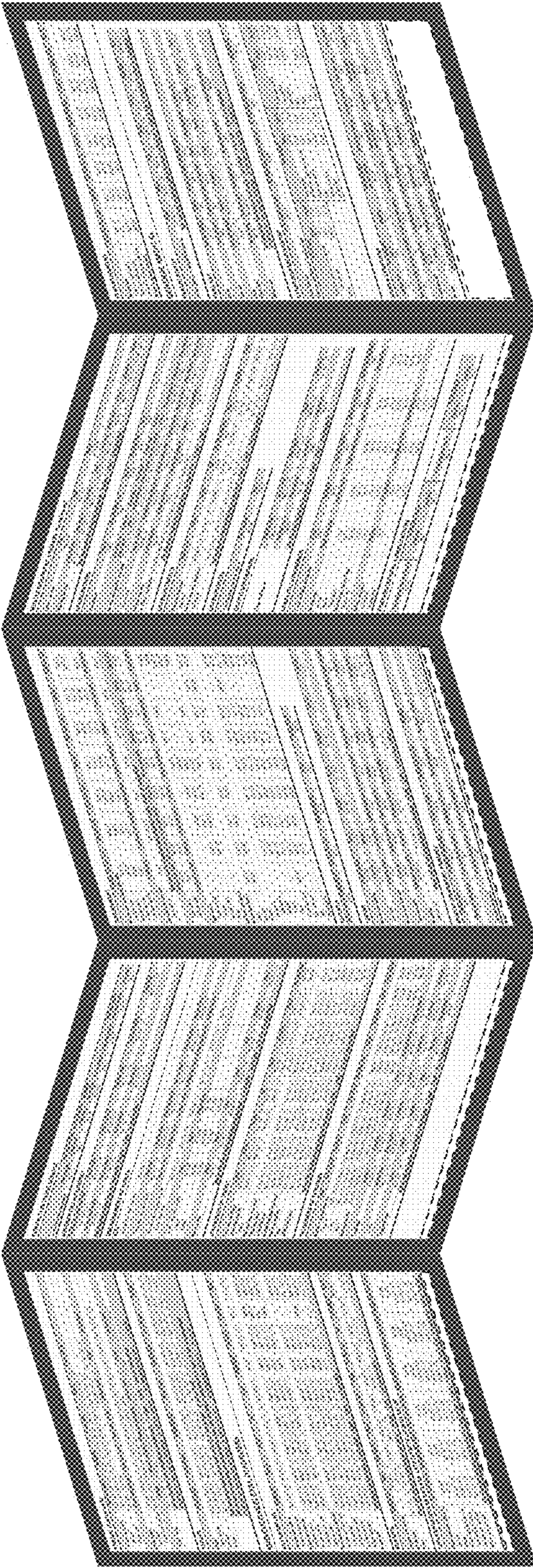


FIG. 2

ICD-10-CM							
Physical Therapy							
TRAUMA AND INJURY							
AMPUTATION, TRAUMATIC							
	Thumb	Index	Middle	Ring	Little	Other	Unspecified
Finger, metacarpophalangeal							
Complete	S68.01(1,2,9)(D,S)	S68.11(1,2,9)(D,S)	S68.21(1,2,9)(D,S)	S68.31(1,2,9)(D,S)	S68.41(1,2,9)(D,S)	S68.51(1,2,9)(D,S)	S68.61(1,2,9)(D,S)
Partial	S68.02(1,2,9)(D,S)	S68.12(1,2,9)(D,S)	S68.22(1,2,9)(D,S)	S68.32(1,2,9)(D,S)	S68.42(1,2,9)(D,S)	S68.52(1,2,9)(D,S)	S68.62(1,2,9)(D,S)
Transphalangeal							
Complete	S68.57(1,2,9)(D,S)	S68.67(1,2,9)(D,S)	S68.77(1,2,9)(D,S)	S68.87(1,2,9)(D,S)	S68.97(1,2,9)(D,S)	S68.07(1,2,9)(D,S)	S68.17(1,2,9)(D,S)
Partial	S68.58(1,2,9)(D,S)	S68.68(1,2,9)(D,S)	S68.78(1,2,9)(D,S)	S68.88(1,2,9)(D,S)	S68.98(1,2,9)(D,S)	S68.08(1,2,9)(D,S)	S68.18(1,2,9)(D,S)
<i>6th character meanings as indicated: 1, 2, 9, 0 right; 1, 2, 3, 4, 7 left. For categories S68.0 and S68.5: 1 right, 2 left, 9 unspecified</i>							
Foot, complete							
		S98.01(1,2,9)(D,S)	S98.11(1,2,9)(D,S)	S98.21(1,2,9)(D,S)	S98.31(1,2,9)(D,S)	S98.41(1,2,9)(D,S)	S98.51(1,2,9)(D,S)
Partial		S98.02(1,2,9)(D,S)	S98.12(1,2,9)(D,S)	S98.22(1,2,9)(D,S)	S98.32(1,2,9)(D,S)	S98.42(1,2,9)(D,S)	S98.52(1,2,9)(D,S)
<i>6th character meanings as indicated: 1, 2, 9, 0 right; 1, 2, 3, 4, 7 left. For categories S98.0 and S98.5: 1 right, 2 left, 9 unspecified</i>							
Limb							
Complete							
At/through joint (proximal) (upper)		S48.01(1,2,9)(D,S)	S48.11(1,2,9)(D,S)	S48.21(1,2,9)(D,S)	S48.31(1,2,9)(D,S)	S48.41(1,2,9)(D,S)	S48.51(1,2,9)(D,S)
Mid (limb) (tarsal) (carpal) level		S48.11(1,2,9)(D,S)	S48.11(1,2,9)(D,S)	S48.11(1,2,9)(D,S)	S48.11(1,2,9)(D,S)	S48.11(1,2,9)(D,S)	S48.11(1,2,9)(D,S)
Unspecified level		S48.91(1,2,9)(D,S)	S48.91(1,2,9)(D,S)	S48.91(1,2,9)(D,S)	S48.91(1,2,9)(D,S)	S48.91(1,2,9)(D,S)	---
Partial							
At/through joint (proximal)		S48.02(1,2,9)(D,S)	S48.02(1,2,9)(D,S)	S48.02(1,2,9)(D,S)	S48.02(1,2,9)(D,S)	S48.02(1,2,9)(D,S)	S48.02(1,2,9)(D,S)
Mid (limb) (tarsal) (carpal) level		S48.12(1,2,9)(D,S)	S48.12(1,2,9)(D,S)	S48.12(1,2,9)(D,S)	S48.12(1,2,9)(D,S)	S48.12(1,2,9)(D,S)	S48.12(1,2,9)(D,S)
Unspecified level		S48.92(1,2,9)(D,S)	S48.92(1,2,9)(D,S)	S48.92(1,2,9)(D,S)	S48.92(1,2,9)(D,S)	S48.92(1,2,9)(D,S)	---
<i>6th character meanings as indicated: 1 right, 2 left, 9 unspecified</i>							
<i>7th character meanings as indicated: 0 subsequent encounter, 1 subsequent</i>							
CONTUSION							
	Foot (except toes)	Hand	Wrist	Lower leg	Thigh	Shin	Arm
Extremity, lower	S98.31(1,2,9)(D,S)	S98.00(1,2)(D,S)	S98.00(1,2)(D,S)	S98.10(1,2)(D,S)	S98.10(1,2)(D,S)	S98.10(1,2)(D,S)	S98.00(1,2)(D,S)
	Great toe	Index or nail damage	Little	Lesser or nail damage			
Toes)	S98.11(1,2,9)(D,S)	S98.21(1,2,9)(D,S)	S98.31(1,2,9)(D,S)	S98.21(1,2,9)(D,S)			
	Elbow	Forearm	Wrist (except fingers)	Shoulder	Wrist		
Extremity, upper	S58.00(1,2)(D,S)	S58.10(1,2)(D,S)	S58.22(1,2,9)(D,S)	S48.01(1,2,9)(D,S)	S48.21(1,2,9)(D,S)		
	Thumb	Thumb or nail damage	Index	Index or nail damage	Middle	Middle or nail damage	
	S68.01(1,2,9)(D,S)	S68.11(1,2,9)(D,S)	S68.21(1,2,9)(D,S)	S68.11(1,2,9)(D,S)	S68.21(1,2,9)(D,S)	S68.31(1,2,9)(D,S)	S68.41(1,2,9)(D,S)
Finger	Little	Little or nail damage	Ring	Ring or nail damage	Unspecified	Unsp or nail damage	
	S68.03(1,2,9)(D,S)	S68.13(1,2,9)(D,S)	S68.24(1,2,9)(D,S)	S68.14(1,2,9)(D,S)	S68.00(1,2,9)(D,S)	S68.10(1,2,9)(D,S)	
<i>6th or 6th character meanings as indicated: 1 right, 2 left, 9 unspecified</i>							
<i>7th character meanings as indicated: 0 subsequent encounter, 1 subsequent</i>							
DISLOCATION AND SUBLUXATION OF JOINT, TRAUMATIC							
	Subluxation		Dislocation				
Ankle	S93.0X(1-4)(D,S)		S93.0X(1-4)(D,S)				
	Anterior	External	Medial	Posterior	Other	Unspecified	
Elbow							
Humeroid's						S53.00(1-3)(D,S)	
Radial head, Dislocation				S53.00(4-6)(D,S)	S53.00(4-6)(D,S)	S53.00(4-6)(D,S)	
Subluxation				S53.00(1-3)(D,S)	S53.00(1-3)(D,S)	S53.00(1-3)(D,S)	
Ulnohumeral, Dislocation				S53.12(4-6)(D,S)	S53.12(4-6)(D,S)	S53.12(4-6)(D,S)	
Subluxation				S53.10(1-3)(D,S)	S53.10(1-3)(D,S)	S53.10(1-3)(D,S)	
(Continued on the next panel)							

FIG. 3

DISLOCATION AND SUBLUXATION OF JOINT, TRAUMATIC (Continued)									
	Forma	Transcondylar	Other	Respecified					
Foot, Dislocation	S99.214-400(S)	S99.221-400(S)	S99.231-400(S)	S99.281-400(S)					
Subluxation	S99.211-300(S)	S99.221-300(S)	S99.231-300(S)	S99.281-300(S)					
	Distal	Proximal	Distal	Proximal	Respecified				
Hip, Dislocation	S73.844-400(S)	S73.814-400(S)	S73.824-400(S)	S73.834-400(S)	S73.844-400(S)	S73.854-400(S)			
Subluxation	S73.841-300(S)	S73.811-300(S)	S73.821-300(S)	S73.831-300(S)	S73.841-300(S)	S73.851-300(S)			
	Anterior	Posterior	Medial	Proximal	Distal	Respecified			
Knee, Dislocation	S83.114-400(S)	S83.144-400(S)	S83.134-400(S)	S83.124-400(S)	S83.134-400(S)	S83.144-400(S)	S83.154-400(S)		
Subluxation	S83.111-300(S)	S83.141-300(S)	S83.131-300(S)	S83.121-300(S)	S83.131-300(S)	S83.141-300(S)	S83.151-300(S)		
Patella, Dislocation	---	S83.814-400(S)	---	---	S83.804-400(S)	S83.814-400(S)	S83.824-400(S)		
Subluxation	---	S83.811-300(S)	---	---	S83.801-300(S)	S83.811-300(S)	S83.821-300(S)		
	S83.200-200(S) Disloc		S83.200(S) Disloc	Anterior	Posterior	Respecified			
Shoulder									
Acromioclavicular, Dislocation	S43.121-200(S)	S43.131-200(S)	S43.141-200(S)	S43.151-200(S)	S43.161-200(S)	S43.171-200(S)			
Subluxation	S43.111-100(S)	---	---	---	---	---			
	Anterior	Posterior	Proximal	Distal	Respecified				
Humeral, Dislocation	S43.814-400(S)	S43.804-400(S)	S43.814-400(S)	S43.804-400(S)	S43.814-400(S)	S43.824-400(S)			
Subluxation	S43.811-300(S)	S43.801-300(S)	S43.811-300(S)	S43.801-300(S)	S43.811-300(S)	S43.821-300(S)			
Scapula, Dislocation	S43.114-400(S)	---	---	---	---	---			
Subluxation	S43.111-300(S)	---	---	---	---	---			
Sternoclavicular, Dislocation	S43.214-400(S)	---	S43.204-400(S)	---	S43.204-400(S)	S43.214-400(S)			
Subluxation	S43.211-300(S)	---	S43.201-300(S)	---	S43.201-300(S)	S43.211-300(S)			
	S43 character meanings as indicated: 1 For Right; 2 For Left; 3 For Unspecified			09-05	11-05	12-05	13-05	14-05	15-05
Vertebrae									
Cervical, Dislocation	S13.110(S)	S13.210(S)	S13.310(S)	S13.410(S)	S13.510(S)	S13.610(S)	S13.710(S)	S13.810(S)	
Subluxation	S13.100(S)	S13.200(S)	S13.300(S)	S13.400(S)	S13.500(S)	S13.600(S)	S13.700(S)	S13.800(S)	
	C2-C3	C3-C4	C4-C5	C5-C6	C6-C7	Respecified			
Lumbar, Dislocation	S23.110(S)	S23.210(S)	S23.310(S)	S23.410(S)	S23.510(S)	S23.610(S)			
Subluxation	S23.100(S)	S23.200(S)	S23.300(S)	S23.400(S)	S23.500(S)	S23.600(S)			
	L4-L5	L5-S1	S1-S2	S2-S3	S3-S4	S4-S5	S5-S6	S6-S7	
Thoracic, Dislocation	S13.100(S)	S23.110(S)	S23.120(S)	S23.130(S)	S23.140(S)	S23.150(S)	S23.160(S)		
Subluxation	S13.100(S)	S23.100(S)	S23.120(S)	S23.130(S)	S23.140(S)	S23.150(S)	S23.160(S)		
	T1-T2	T2-T3	T3-T4	T4-T5	T5-T6	Respecified			
Thoracic, Dislocation	S23.140(S)	S23.110(S)	S23.120(S)	S23.130(S)	S23.140(S)	S23.150(S)	S23.160(S)		
Subluxation	S23.140(S)	S23.100(S)	S23.120(S)	S23.130(S)	S23.140(S)	S23.150(S)	S23.160(S)		
	S43 character meanings as indicated: 1 For Unspecified; 2 Anterior; 3 Posterior								
FRACTURES									
	Lactamoides	Medial condyle	Supracondylar	Transcondylar	Supracondylar, simple	Supracondylar, compound	Respecified		
Limbs, lower									
Femur									
Lower end, Disloc	S72.401-300(F)	S72.401-300(F)	S72.411-300(F)	S72.401-300(F)	S72.451-300(F)	S72.461-300(F)	S72.401-300(F)	S72.401-300(F)	
Non displaced	S72.404-400(F)	S72.404-400(F)	S72.414-400(F)	S72.404-400(F)	S72.454-400(F)	S72.464-400(F)			
	Comminuted	Oblique	Segmental	Stable	Transverse	Other	Respecified		
Stem, Dislocant	S72.351-300(F)	S72.351-300(F)	S72.361-300(F)	S72.341-300(F)	S72.351-300(F)	S72.361-300(F)	S72.371-300(F)	S72.381-300(F)	
Non displaced	S72.354-400(F)	S72.354-400(F)	S72.364-400(F)	S72.344-400(F)	S72.354-400(F)				
	Other	Respecified							
Upper end									
Neck, NOS	S72.301-200(F)	S72.301-200(F)							
Base, Displaced	S72.241-300(F)	---							
Non displaced	S72.244-400(F)	---							
Head, NOS	S72.391-200(F)	S72.391-200(F)							
	Epiphyseal	Metaphyseal	Epiphyseal	Diaphyseal	Metaphyseal	Epiphyseal	Metaphyseal	Epiphyseal	
Upper end, Disloc	S72.311-300(F)	S72.311-300(F)	S72.321-300(F)	S72.311-300(F)	S72.341-300(F)	S72.351-300(F)	S72.361-300(F)	S72.371-300(F)	
Non displaced	S72.314-400(F)	S72.314-400(F)	S72.324-400(F)	S72.314-400(F)	S72.344-400(F)	S72.354-400(F)	S72.364-400(F)	S72.374-400(F)	
	S43 or 5th character meanings as indicated: 1 For Right; 2 For Left; 3 For Unspecified								
	S43 character meanings as indicated: 1 For Right; 2 For Left; 3 For Unspecified; 4 For Unspecified; 5 For Unspecified; 6 For Unspecified; 7 For Unspecified; 8 For Unspecified; 9 For Unspecified								

FIG. 4

FRACTURES (Continued)							
	Distal tibia	Lateral malleolus	Medial malleolus	Distal fibula	Distal tibia	Distal fibula	Distal tibia/fibula
Limb, lower (Continued)							
Fibula							
Lower end, Displaced	S82.841(1-3)(D-F.S)	S82.851(1-3)(D-F.S)	S82.861(1-3)(D-F.S)	S82.871(1-3)(D-F.S)	S82.881(1-3)(D-F.S)	S82.891(1-3)(D-F.S)	S82.901(1-3)(D-F.S)
Non-displaced	S82.841(4-6)(D-F.S)	S82.851(4-6)(D-F.S)	S82.861(4-6)(D-F.S)	S82.871(4-6)(D-F.S)	S82.881(4-6)(D-F.S)	S82.891(4-6)(D-F.S)	S82.901(4-6)(D-F.S)
	Comminuted	Oblique	Segmental	Spiral	Transverse	Unspecified	
Shaft, Displaced	S82.451(1-3)(D-F.S)	S82.461(1-3)(D-F.S)	S82.471(1-3)(D-F.S)	S82.481(1-3)(D-F.S)	S82.491(1-3)(D-F.S)	S82.501(1-3)(D-F.S)	S82.511(1-3)(D-F.S)
Non-displaced	S82.451(4-6)(D-F.S)	S82.461(4-6)(D-F.S)	S82.471(4-6)(D-F.S)	S82.481(4-6)(D-F.S)	S82.491(4-6)(D-F.S)	S82.501(4-6)(D-F.S)	S82.511(4-6)(D-F.S)
	Excessive comminution	Excessive comminution	Excessive comminution	Excessive comminution	Excessive comminution	Excessive comminution	Excessive comminution
Foot							
Calcaneus, Displaced	S92.021(1-3)(D-F.S)	S92.031(1-3)(D-F.S)	S92.041(1-3)(D-F.S)	S92.051(1-3)(D-F.S)	S92.061(1-3)(D-F.S)	S92.071(1-3)(D-F.S)	S92.081(1-3)(D-F.S)
Non-displaced	S92.021(4-6)(D-F.S)	S92.031(4-6)(D-F.S)	S92.041(4-6)(D-F.S)	S92.051(4-6)(D-F.S)	S92.061(4-6)(D-F.S)	S92.071(4-6)(D-F.S)	S92.081(4-6)(D-F.S)
	First	Second	Third	Fourth	Fifth	Other	Unspecified
Metatarsal, Displaced	S92.111(1-3)(D-F.S)	S92.121(1-3)(D-F.S)	S92.131(1-3)(D-F.S)	S92.141(1-3)(D-F.S)	S92.151(1-3)(D-F.S)	S92.161(1-3)(D-F.S)	S92.171(1-3)(D-F.S)
Non-displaced	S92.111(4-6)(D-F.S)	S92.121(4-6)(D-F.S)	S92.131(4-6)(D-F.S)	S92.141(4-6)(D-F.S)	S92.151(4-6)(D-F.S)	S92.161(4-6)(D-F.S)	S92.171(4-6)(D-F.S)
	Base of proximal phalanx	Base of middle phalanx	Base of distal phalanx	Proximal phalanx	Proximal phalanx	Proximal phalanx	Proximal phalanx
Talus, Displaced	S92.131(1-3)(D-F.S)	S92.141(1-3)(D-F.S)	S92.151(1-3)(D-F.S)	S92.161(1-3)(D-F.S)	S92.171(1-3)(D-F.S)	S92.181(1-3)(D-F.S)	S92.191(1-3)(D-F.S)
Non-displaced	S92.131(4-6)(D-F.S)	S92.141(4-6)(D-F.S)	S92.151(4-6)(D-F.S)	S92.161(4-6)(D-F.S)	S92.171(4-6)(D-F.S)	S92.181(4-6)(D-F.S)	S92.191(4-6)(D-F.S)
	Anterior condyle	Lateral condyle	Medial condyle	Base	Head	Proximal phalanx	Unspecified
Tarsal, Other, Displaced	S92.231(1-3)(D-F.S)	S92.241(1-3)(D-F.S)	S92.251(1-3)(D-F.S)	S92.261(1-3)(D-F.S)	S92.271(1-3)(D-F.S)	S92.281(1-3)(D-F.S)	S92.291(1-3)(D-F.S)
Non-displaced	S92.231(4-6)(D-F.S)	S92.241(4-6)(D-F.S)	S92.251(4-6)(D-F.S)	S92.261(4-6)(D-F.S)	S92.271(4-6)(D-F.S)	S92.281(4-6)(D-F.S)	S92.291(4-6)(D-F.S)
	Comminuted	Oblique	Segmental	Spiral	Transverse	Unspecified	
Patella, Displaced	S82.841(1-3)(D-F.S)	S82.851(1-3)(D-F.S)	S82.861(1-3)(D-F.S)	S82.871(1-3)(D-F.S)	S82.881(1-3)(D-F.S)	S82.891(1-3)(D-F.S)	S82.901(1-3)(D-F.S)
Non-displaced	S82.841(4-6)(D-F.S)	S82.851(4-6)(D-F.S)	S82.861(4-6)(D-F.S)	S82.871(4-6)(D-F.S)	S82.881(4-6)(D-F.S)	S82.891(4-6)(D-F.S)	S82.901(4-6)(D-F.S)
	Comminuted	Oblique	Segmental	Spiral	Transverse	Unspecified	
Fibula							
Shaft, Displaced	S82.251(1-3)(D-F.S)	S82.261(1-3)(D-F.S)	S82.271(1-3)(D-F.S)	S82.281(1-3)(D-F.S)	S82.291(1-3)(D-F.S)	S82.301(1-3)(D-F.S)	S82.311(1-3)(D-F.S)
Non-displaced	S82.251(4-6)(D-F.S)	S82.261(4-6)(D-F.S)	S82.271(4-6)(D-F.S)	S82.281(4-6)(D-F.S)	S82.291(4-6)(D-F.S)	S82.301(4-6)(D-F.S)	S82.311(4-6)(D-F.S)
	Distal tibia	Lateral malleolus	Medial malleolus	Tibial spine	Tibial tuberosity	Unspecified	
Upper end, Displaced	S82.141(1-3)(D-F.S)	S82.151(1-3)(D-F.S)	S82.161(1-3)(D-F.S)	S82.171(1-3)(D-F.S)	S82.181(1-3)(D-F.S)	S82.191(1-3)(D-F.S)	S82.201(1-3)(D-F.S)
Non-displaced	S82.141(4-6)(D-F.S)	S82.151(4-6)(D-F.S)	S82.161(4-6)(D-F.S)	S82.171(4-6)(D-F.S)	S82.181(4-6)(D-F.S)	S82.191(4-6)(D-F.S)	S82.201(4-6)(D-F.S)
	Capitulum	Humeral head	Humeral head	Coracoid	Proximal humerus	Tuberosity	Tuberosity
Hand & wrist							
Hand & wrist							
Carpal, Displaced	S82.131(1-3)(D-F.S)	S82.141(1-3)(D-F.S)	S82.151(1-3)(D-F.S)	S82.161(1-3)(D-F.S)	S82.171(1-3)(D-F.S)	S82.181(1-3)(D-F.S)	S82.191(1-3)(D-F.S)
Non-displaced	S82.131(4-6)(D-F.S)	S82.141(4-6)(D-F.S)	S82.151(4-6)(D-F.S)	S82.161(4-6)(D-F.S)	S82.171(4-6)(D-F.S)	S82.181(4-6)(D-F.S)	S82.191(4-6)(D-F.S)
	1st carpometacarpal	2nd carpometacarpal	3rd carpometacarpal	4th carpometacarpal	5th carpometacarpal	Other	Unspecified
Humerus							
Lower end, Displaced	S42.451(1-3)(D-F.S)	S42.461(1-3)(D-F.S)	S42.471(1-3)(D-F.S)	S42.481(1-3)(D-F.S)	S42.491(1-3)(D-F.S)	S42.501(1-3)(D-F.S)	S42.511(1-3)(D-F.S)
Non-displaced	S42.451(4-6)(D-F.S)	S42.461(4-6)(D-F.S)	S42.471(4-6)(D-F.S)	S42.481(4-6)(D-F.S)	S42.491(4-6)(D-F.S)	S42.501(4-6)(D-F.S)	S42.511(4-6)(D-F.S)
	Comminuted	Oblique	Segmental	Spiral	Transverse	Unspecified	
Shaft, Displaced	S42.351(1-3)(D-F.S)	S42.361(1-3)(D-F.S)	S42.371(1-3)(D-F.S)	S42.381(1-3)(D-F.S)	S42.391(1-3)(D-F.S)	S42.401(1-3)(D-F.S)	S42.411(1-3)(D-F.S)
Non-displaced	S42.351(4-6)(D-F.S)	S42.361(4-6)(D-F.S)	S42.371(4-6)(D-F.S)	S42.381(4-6)(D-F.S)	S42.391(4-6)(D-F.S)	S42.401(4-6)(D-F.S)	S42.411(4-6)(D-F.S)
	Less tuberosity	Greater tuberosity	Surg neck 1 pt	Surg neck 2 pt	Surg neck 3 pt	Surg neck 4 pt	Other
Upper end, Displaced	S42.261(1-3)(D-F.S)	S42.271(1-3)(D-F.S)	S42.281(1-3)(D-F.S)	S42.291(1-3)(D-F.S)	S42.301(1-3)(D-F.S)	S42.311(1-3)(D-F.S)	S42.321(1-3)(D-F.S)
Non-displaced	S42.261(4-6)(D-F.S)	S42.271(4-6)(D-F.S)	S42.281(4-6)(D-F.S)	S42.291(4-6)(D-F.S)	S42.301(4-6)(D-F.S)	S42.311(4-6)(D-F.S)	S42.321(4-6)(D-F.S)
	Coracoid	Coracoid	Base	Shaft	Head	Other	Unspecified
Metacarp, first, Displaced	S62.211(1-3)(D-F.S)	S62.221(1-3)(D-F.S)	S62.231(1-3)(D-F.S)	S62.241(1-3)(D-F.S)	S62.251(1-3)(D-F.S)	S62.261(1-3)(D-F.S)	S62.271(1-3)(D-F.S)
Non-displaced	S62.211(4-6)(D-F.S)	S62.221(4-6)(D-F.S)	S62.231(4-6)(D-F.S)	S62.241(4-6)(D-F.S)	S62.251(4-6)(D-F.S)	S62.261(4-6)(D-F.S)	S62.271(4-6)(D-F.S)
	Second digit	Second digit	Third digit	Third digit	Fourth digit	Fourth digit	Other
Metacarpal, other							
Base, Displaced	S62.311(1-3)(D-F.S)	S62.321(1-3)(D-F.S)	S62.331(1-3)(D-F.S)	S62.341(1-3)(D-F.S)	S62.351(1-3)(D-F.S)	S62.361(1-3)(D-F.S)	S62.371(1-3)(D-F.S)
Non-displaced	S62.311(4-6)(D-F.S)	S62.321(4-6)(D-F.S)	S62.331(4-6)(D-F.S)	S62.341(4-6)(D-F.S)	S62.351(4-6)(D-F.S)	S62.361(4-6)(D-F.S)	S62.371(4-6)(D-F.S)
	1st or 2nd character meanings as indicated: 1 on 4 right, 2 on 4 left, 3 on 8 unspecified						
	1st character meanings as indicated: 22 coding convention refers to medical hand, 23 coding convention refers to right hand, 24 coding convention refers to left hand, 25 coding convention refers to unspecified hand						
	2nd character meanings as indicated: 1 on 4 right, 2 on 4 left, 3 on 8 unspecified						
	3rd character meanings as indicated: 1 on 4 right, 2 on 4 left, 3 on 8 unspecified						

FIG. 5

FRACTURES (Continued)

	Second right	Second left	Third right	Third left	Fourth right	Fourth left	Fifth right	Fifth left
Limb, upper, Metacarpal, other (Continued)								
Met. Displaced	S62.3100(F,S)	S62.3310(F,S)	S62.3320(F,S)	S62.3330(F,S)	S62.3400(F,S)	S62.3300(F,S)	S62.3300(F,S)	S62.3370(F,S)
Non-displaced	S62.3600(F,S)	S62.3610(F,S)	S62.3620(F,S)	S62.3630(F,S)	S62.3640(F,S)	S62.3600(F,S)	S62.3600(F,S)	S62.3670(F,S)
Met. Displaced	S62.3200(F,S)	S62.3210(F,S)	S62.3220(F,S)	S62.3230(F,S)	S62.3400(F,S)	S62.3200(F,S)	S62.3200(F,S)	S62.3270(F,S)
Non-displaced	S62.3700(F,S)	S62.3510(F,S)	S62.3520(F,S)	S62.3530(F,S)	S62.3540(F,S)	S62.3500(F,S)	S62.3500(F,S)	S62.3570(F,S)
	Distal pole	Middle third	Proximal third	Unspecified				
Navicular, Displaced	S62.8111(F,S)	S62.8211(F,S)	S62.8311(F,S)	S62.8011(F,S)				
Non-displaced	S62.8114(F,S)	S62.8214(F,S)	S62.8314(F,S)					
	Scaphoid	Collar	Intraosseous, art.	Extracapsular, art.	Scaphoid			
Radius								
Lower end	S52.3411(F,S)	S52.3412(F,S)	S52.3711(F,S)	S52.3412(F,S)	S52.3412(F,S)	S52.3412(F,S)	S52.3412(F,S)	S52.3412(F,S)
Styloid proc. Displaced	S52.3111(F,S)							
Non-displaced	S52.3114(F,S)							
	Comminuted	Oblique	Segmental	Spiral	Transverse			
Shaft, Displaced	S52.3111(F,S)	S52.3112(F,S)	S52.3611(F,S)	S52.3411(F,S)	S52.3211(F,S)	S52.3211(F,S)	S52.3211(F,S)	S52.3211(F,S)
Non-displaced	S52.3114(F,S)	S52.3114(F,S)	S52.3614(F,S)	S52.3414(F,S)	S52.3214(F,S)	S52.3214(F,S)	S52.3214(F,S)	S52.3214(F,S)
	Comminuted	Oblique	Other					
Other	S52.3711(F,S)	S52.3712(F,S)	S52.3911(F,S)					
	Head	Neck	Other					
Upper end, Displaced	S52.3211(F,S)	S52.3111(F,S)	S52.3811(F,S)					
Non-displaced	S52.3214(F,S)	S52.3114(F,S)						
	Styloid process	Other						
Ulna								
Lower end, Displaced	S52.2411(F,S)	S52.2412(F,S)						
Non-displaced	S52.2414(F,S)							
	Comminuted	Oblique	Segmental	Spiral	Transverse			
Shaft, Displaced	S52.2411(F,S)	S52.2412(F,S)	S52.2611(F,S)	S52.2411(F,S)	S52.2211(F,S)	S52.2211(F,S)	S52.2211(F,S)	S52.2211(F,S)
Non-displaced	S52.2414(F,S)	S52.2414(F,S)	S52.2614(F,S)	S52.2414(F,S)	S52.2214(F,S)	S52.2214(F,S)	S52.2214(F,S)	S52.2214(F,S)
	Comminuted	Oblique	Other					
Other	S52.2711(F,S)	S52.2712(F,S)	S52.2911(F,S)					
	Coronoid process	Radial notch	Other					
Upper end, Displaced	S52.2411(F,S)	S52.2411(F,S)		S52.2411(F,S)		S52.2411(F,S)		S52.2411(F,S)
Non-displaced	S52.2414(F,S)	S52.2414(F,S)		S52.2414(F,S)		S52.2414(F,S)		S52.2414(F,S)
	With character meanings as indicated:		1 or 4 right	2 or 3 left	3, 6 or 9 unspecified			
	Index	Other	Radial	Ring	Other	Ulnar		
Phalanges								
Finger, Displaced, proximal	S62.6101(F,S)	S62.6102(F,S)	S62.6103(F,S)	S62.6104(F,S)	S62.6105(F,S)	S62.6106(F,S)	S62.6107(F,S)	S62.6108(F,S)
Medial	S62.6201(F,S)	S62.6202(F,S)	S62.6203(F,S)	S62.6204(F,S)	S62.6205(F,S)	S62.6206(F,S)	S62.6207(F,S)	S62.6208(F,S)
Distal	S62.6301(F,S)	S62.6302(F,S)	S62.6303(F,S)	S62.6304(F,S)	S62.6305(F,S)	S62.6306(F,S)	S62.6307(F,S)	S62.6308(F,S)
Finger, Non-displaced, proximal	S62.6401(F,S)	S62.6402(F,S)	S62.6403(F,S)	S62.6404(F,S)	S62.6405(F,S)	S62.6406(F,S)	S62.6407(F,S)	S62.6408(F,S)
Medial	S62.6501(F,S)	S62.6502(F,S)	S62.6503(F,S)	S62.6504(F,S)	S62.6505(F,S)	S62.6506(F,S)	S62.6507(F,S)	S62.6508(F,S)
Distal	S62.6601(F,S)	S62.6602(F,S)	S62.6603(F,S)	S62.6604(F,S)	S62.6605(F,S)	S62.6606(F,S)	S62.6607(F,S)	S62.6608(F,S)
	With character meanings as indicated for category S62.6:		1, 2, 4 or 8 right	1, 2, 3 or 7 left				
	Distal	Proximal						
Thumb, Displaced	S62.5211(F,S)		S62.5111(F,S)					
Non-displaced	S62.5214(F,S)		S62.5114(F,S)					
	With character meanings as indicated for category S62.5:		1 or 4 right	2 or 3 left	3 or 6 unspecified			
Toes, great, Displaced	S92.4011(F,S)		S92.4111(F,S)					
Non-displaced	S92.4014(F,S)		S92.4114(F,S)					
Toes, lesser, Displaced	S92.5011(F,S)	S92.5211(F,S)	S92.5111(F,S)					
Non-displaced	S92.5014(F,S)	S92.5214(F,S)	S92.5114(F,S)					
	With character meanings as indicated for categories S92.4 and S92.5:		1 or 4 right	2 or 3 left	3 or 6 unspecified			
	Lateral end	Shaft	Distal end	Proximal end	Distal end	Proximal end	Distal end	Proximal end
Shoulder								
Glenoid, Displaced	S42.8011(F,S)	S42.8012(F,S)	S42.8111(F,S)	S42.8112(F,S)				S42.8011(F,S)
Non-displaced	S42.8014(F,S)	S42.8014(F,S)					S42.8112(F,S)	
	With character meanings as indicated for S42.8:		1, 4 or 7 right	2, 3 or 6 left	3, 6, or 9 unspecified			
	With character meanings as indicated:		1 or 4 right	2 or 3 left	3, 6, or 9 unspecified			
	With character meanings as indicated:		1 or 4 right	2 or 3 left	3, 6, or 9 unspecified			

FIG. 6

SPRAIN (Continued)						
	Basketball	Complex	Periparturient	Other	Unspecified	
Meniscus, lateral	S83.2011.2.A1.0	S83.2011.2.BA.0	S83.2011.2.CA.0	S83.2011.2.DA.0	---	
Medial	S83.2011.2.BA.0	S83.2011.2.CA.0	S83.2011.2.DA.0	S83.2011.2.EA.0	---	
Unspecified	S83.2001.2.A1.0	---	---	S83.2001.2.AA.0	S83.2001.2.BA.0	
Limb, upper						
	Shoulder	Elbow	Wrist/hand	Other	Unspecified	
Shoulder	S43.3011.2.AA.0	S43.4011.2.BA.0	S43.5011.2.CA.0	S43.6011.2.DA.0	S43.4011.2.BA.0	S43.3011.2.AA.0
Rotator cuff, tears	S43.4211.2.A1.0	Note for nontraumatic - see LESION, Shoulder.				
Wrist/hand	S63.3011.2.AA.0	S63.4011.2.BA.0	S63.4011.2.CA.0	S63.4011.2.DA.0	S63.4011.2.EA.0	S63.3011.2.AA.0
8th or 9th character meanings as indicated: 1 right 2 left 3 unspecified						
7th character meanings as indicated: A initial encounter B subsequent encounter C sequela						
STRAIN						
	Index finger	Little finger	Middle finger	Ring finger	Other finger	Thumb
Finger						
Flexor (long)	S66.1011.2.A1.0	S66.1011.2.B1.0	S66.1011.2.CA.0	S66.1011.2.DA.0	S66.1011.2.EA.0	S66.1011.2.FA.0
Extensor	S66.3011.2.AA.0	S66.3011.2.BA.0	S66.3011.2.CA.0	S66.3011.2.DA.0	S66.3011.2.EA.0	S66.3011.2.FA.0
Intrinsic	S66.5011.2.AA.0	S66.5011.2.BA.0	S66.5011.2.CA.0	S66.5011.2.DA.0	S66.5011.2.EA.0	S66.5011.2.FA.0
8th character meanings as indicated: 1 2, 4 or 6 right 3, 5 or 7 left						
9th character meanings as indicated for codes S66.01, S66.21 and S66.41: 1 right 2 left 3 unspecified						
7th character meanings as indicated: A initial encounter B subsequent encounter C sequela						
MUSCULOSKELETAL DISORDERS						
ARTHROPATHY						
	Index finger	Other	Hand	Hip	Knee	Other
Other/unspecified						
Villosal synov	M12.2011.2.A	M12.2011.2.B	M12.2011.2.C	M12.2011.2.D	M12.2011.2.E	M12.2011.2.F
Pyogenic arthritis						
Staphylococcal	M00.0711.2.A	M00.0711.2.B	M00.0711.2.C	M00.0711.2.D	M00.0711.2.E	M00.0711.2.F
Pneumococcal	M00.1711.2.A	M00.1711.2.B	M00.1711.2.C	M00.1711.2.D	M00.1711.2.E	M00.1711.2.F
Streptococcus, other	M00.2711.2.A	M00.2711.2.B	M00.2711.2.C	M00.2711.2.D	M00.2711.2.E	M00.2711.2.F
Bacteria, other	M00.8711.2.A	M00.8711.2.B	M00.8711.2.C	M00.8711.2.D	M00.8711.2.E	M00.8711.2.F
Rheumatoid arthritis						
w/ rheumat factor, oth	M05.0711.2.A	M05.0711.2.B	M05.0711.2.C	M05.0711.2.D	M05.0711.2.E	M05.0711.2.F
w/ hypospiny	M05.4711.2.A	M05.4711.2.B	M05.4711.2.C	M05.4711.2.D	M05.4711.2.E	M05.4711.2.F
w/ Polyneuropathy	M05.5711.2.A	M05.5711.2.B	M05.5711.2.C	M05.5711.2.D	M05.5711.2.E	M05.5711.2.F
w/ Rheum factor	M05.0711.2.A	M05.0711.2.B	M05.0711.2.C	M05.0711.2.D	M05.0711.2.E	M05.0711.2.F
Felty's syndrome	M05.0711.2.A	M05.0711.2.B	M05.0711.2.C	M05.0711.2.D	M05.0711.2.E	M05.0711.2.F
Traumatic	M12.5711.2.A	M12.5711.2.B	M12.5711.2.C	M12.5711.2.D	M12.5711.2.E	M12.5711.2.F
8th character meanings as indicated: 1 right 2 left 3 unspecified						
BURSITIS						
	Acute/first	Hand	Elbow	Knee	Other	Unspecified
Crepitant synovitis	---	M70.0011.2.A	---	---	---	M70.0011.2.F
Other	M71.5711.2.A	M71.5411.2.A	---	M71.5211.2.A	---	M71.5011.2.A
8th or 9th character meanings as indicated: 1 right 2 left 3 unspecified						
CEREBROVASCULAR DISEASE, LATE EFFECTS (SEQUELAE) OF						
	Cerebral infarct	Subarachnoid hemorrhage	Intracerebral hemorrhage	Subarachnoid aneurysm	Dissecting atherosclerosis	Deep vein thrombosis
(Neofunctional) (Dax Tu)						
Aphasia	I69.390	I69.390	I69.390	I69.390	I69.390	I69.390
Ataxia	I69.391	I69.391	I69.391	I69.391	I69.391	I69.391
Homonymous hemianopia	I69.392-4.0	I69.392-4.0	I69.392-4.0	I69.392-4.0	I69.392-4.0	I69.392-4.0
Motor plegia, l/r limb	I69.393-4.0	I69.393-4.0	I69.393-4.0	I69.393-4.0	I69.393-4.0	I69.393-4.0
Motor plegia, u/r limb	I69.393-4.0	I69.393-4.0	I69.393-4.0	I69.393-4.0	I69.393-4.0	I69.393-4.0
Other paralytic synd	I69.393-5.0	I69.393-5.0	I69.393-5.0	I69.393-5.0	I69.393-5.0	I69.393-5.0
8th character meanings as indicated for category I69: 1 r/t dom 2 l/t dom 3 r/t non-dom 4 l/t non-dom 5 b/lct 6 deep						

FIG. 8

CONNECTIVE TISSUE DISEASE								
	Cervicage	Cervicobrachial syndrome	Cervicohand syndrome	Origital tenosynovitis	Paronychia	Reiter's syndrome	Rheumatoid arthritis	Spondyloarthritis
Cervical region disorders	M54.2	M51.1	M53.0	M54.82	M54.87	M54.12	M54.11	M54.9

DEFORMITIES (ACQUIRED)					
Contracture (corner of foot)	Claw toe	Curved toe	Clubfoot	Equinus of foot	Foot drop
M21.62(1,2,9)	M21.85(1,2,9)	M21.82(1,2,9)	M21.12(1,2,9)	M21.68(1,2,9)	M21.37(1,2,9)
Hammer toe	Hammer toe	Hammer toe	Hammer toe		
M21.86(1,2,9)	M21.86(1,2,9)	M21.10(1,2,9)	M21.13(1,2,9)		

5th character meanings as indicated: 1 right 2 left 9 unspecified

DERANGEMENT OF JOINTS							
Knee							
Instability (knee), chronic	M23.5(1,2,9)						
	Anterior	Lat collateral	Med collateral	Ant posterior	Post anterior	Disordered	
Disruption, ligament (old)	M23.67(1,2,9)	M23.64(1,2,9)	M23.63(1,2,9)	M23.61(1,2,9)	M23.62(1,2,9)	M23.68(1,2,9)	
	Lat ant horn	Lat post horn	Lateral notch	Medial ant horn	Medial post horn	Medial notch	
Meniscus derangement (old)							
Knee, specified	M23.34(1,2,9)	M23.35(1,2,9)	M23.36(1,2,9)	M23.31(1,2,9)	M23.32(1,2,9)	M23.33(1,2,9)	
	Left	Right	Unspecified				
Knee, unspecified (old)	M23.807	M23.806	M23.809				
Lateral	M23.801	M23.800	M23.802				
Medial	M23.804	M23.803	M23.805				
Other, joint	M24.87(1,2,9)	M24.82(1,2,9)	M24.87(3,5,6)	M24.84(1,2,9)	M24.85(1,2,9)	M24.81(1,2,9)	M24.83(1,2,9)

5th or 6th character meanings as indicated: 1 or 2 right 3 or 4 left 5, 6 or 9 unspecified

DISORDERS OF JOINTS								
	Ankle	Elbow	Hand	Hip	Knee	Shoulder	Wrist	Unspecified
Articular cartilage	M24.17(1,2,9)	M24.13(1,2,9)	M24.14(1,2,9)	M24.15(1,2,9)	M23.93(1,2,9)	M24.11(1,2,9)	M24.11(1,2,9)	M24.19
Chondromalacia	M24.27(1,2,9)	M24.23(1,2,9)	M24.24(1,2,9)	M24.25(1,2,9)	M24.26(1,2,9)	M27.21(1,2,9)	M24.23(1,2,9)	M24.29
Patella	---	---	---	---	M22.40(1,2)	---	---	---
Dislocation, recurrent	M24.47(1,2,9)	M24.40(1,2,9)	M24.44(1,2,9)	M24.46(1,2,9)	M24.46(1,2,9)	M24.31(1,2,9)	M24.43(1,2,9)	M24.48
Effusion, joint	M25.47(1,2,9)	M25.43(1,2,9)	M25.44(1,2,9)	M25.45(1,2,9)	M25.46(1,2,9)	M25.41(1,2,9)	M25.43(1,2,9)	M25.49
Hamarthrosis	M25.87(1,2,9)	M25.83(1,2,9)	M25.84(1,2,9)	M25.85(1,2,9)	M25.86(1,2,9)	M25.81(1,2,9)	M25.83(1,2,9)	M25.89
Instability, joint (other)	M25.37(1,2,9)	M25.32(1,2,9)	M25.34(1,2,9)	M25.35(1,2,9)	M25.36(1,2,9)	M25.31(1,2,9)	M25.33(1,2,9)	M25.38
Other specified	M25.37(1,2,9)	M25.32(1,2,9)	M25.34(1,2,9)	M24.86(1,2,9)	M24.86(1,2,9)	M25.31(1,2,9)	M24.89(1,2,9)	M25.38
Pain	M25.57(1,2,9)	M25.53(1,2,9)	M25.54(1,2,9)	M25.55(1,2,9)	M25.56(1,2,9)	M25.51(1,2,9)	M25.53(1,2,9)	M25.59
Stiffness, joint	M25.67(1,2,9)	M25.63(1,2,9)	M25.64(1,2,9)	M25.65(1,2,9)	M25.66(1,2,9)	M25.61(1,2,9)	M25.63(1,2,9)	M25.69

5th or 6th character meanings as indicated: 1 right 2 left 3, 4 or 9 unspecified

DISORDERS OF TENDONS										
	Ankle	Arm, upper	Forearm	Hand	Leg, lower	Multiple sites	Thigh	Shoulder	Other	Unspecified
Rupture, spontaneous										
Extensor	M66.27(1,2,9)	M66.22(1,2,9)	M66.23(1,2,9)	M66.24(1,2,9)	M66.26(1,2,9)	M66.29	M66.25(1,2,9)	M66.31(1,2,9)	M66.28	M66.29
Flexor	M66.37(1,2,9)	M66.32(1,2,9)	M66.33(1,2,9)	M66.34(1,2,9)	M66.36(1,2,9)	M66.39	M66.35(1,2,9)	M66.31(1,2,9)	M66.38	M66.39
Other	M66.87(1,2,9)	M66.82(1,2,9)	M66.83(1,2,9)	M66.84(1,2,9)	M66.86(1,2,9)	M66.89	M66.85(1,2,9)	M66.81(1,2,9)	M66.88	M66.89
Tenosynovitis	M66.87(1,2,9)	M66.82(1,2,9)	M66.83(1,2,9)	M66.84(1,2,9)	M66.86(1,2,9)	M66.89	M66.85(1,2,9)	M66.81(1,2,9)	M66.88	M66.89
Tendinitis										
Achilles	M76.60(1,2)	M76.50(1,2)	M76.70(1,2)	M76.70(1,2)	M76.10(1,2)	M76.81(1,2,9)	M76.81(1,2,9)	M76.82(1,2,9)		
Rotator cuff		Arm, upper	Forearm	Hand	Hand	Hip/thigh	Leg, lower	Shoulder		
Calcific	M65.17(1,2,9)	M65.27(1,2,9)	M65.23(1,2,9)	M65.24(1,2,9)	M65.24(1,2,9)	M65.21(1,2,9)	M65.23(1,2,9)	M65.23(1,2,9)	M65.20(1,2)	
Index		Little	Middle	Ring	Thumb	Unspecified				
Trigger finger	M65.32(1,2,9)	M65.35(1,2,9)	M65.33(1,2,9)	M65.34(1,2,9)	M65.31(1,2,9)	M65.38				

5th or 6th character meanings as indicated: 1 right 2 left 8 or 9 unspecified

FIG. 9

DORSOPATHY									
	Cervical	Mid-cervical	Cervicothoracic	Thoracic	Thoracolumbar	Lumbar	Lumbosacral	Sacral	Unspecified
Disc (intervertebral) disorder									
Displacement	M50.21	M50.22	M50.23	M51.24	M51.25	M51.26	M51.27		
Degeneration	M50.31	M50.32	M50.33	M51.34	M51.35	M51.36	M51.37		
w/ Myelopathy	M50.81	M50.82	M50.83	M51.84	M51.85	M51.86			
w/ Radiculopathy	M50.11	M50.12	M50.13	M51.14	M51.15	M51.16	M51.17		
Dorsalgia (back pain)									
Unspecified	M54.2	M54.40(1,2)	M54.5	M54.61	M54.30(1,2)	M54.6	M54.9		
<i>Note: 1=right, 2=left, 3=unspecified</i>									
	Cervical	Mid-cervical	Cervicothoracic	Thoracic	Thoracolumbar	Lumbar	Lumbosacral	Sacral	Unspecified
Panniculitis	M54.01	M54.02	M54.03	M54.04	M54.05	M54.06	M54.07	M54.08	M54.09
Radiculopathy	M54.11	M54.12	M54.13	M54.14	M54.15	M54.16	M54.17	M54.18	
Myofasciitis									
Flaxback synd				M48.15	M48.36	M48.37			M48.38
Postural			M48.81	M48.84	M48.85				M48.86
Second, other		M48.12	M48.13	M48.14	M48.15				M48.16
Other		M48.29	M48.29	M48.29	M48.29				M48.29
Lordosis, posture									
				M48.45	M48.46	M48.47			M48.48
Osteochondrosis									
Adult	M42.11	M42.12	M42.13	M42.14	M42.15	M42.16	M42.17	M42.18	M42.19
Juvenile	M42.81	M42.82	M42.83	M42.84	M42.85	M42.86	M42.87	M42.88	M42.89
Scoliosis									
Idiopathic									
Adolescent		M41.12	M41.13	M41.14	M41.15	M41.16	M41.17		M41.19
Infantile		M41.82	M41.83	M41.84	M41.85	M41.86	M41.87	M41.88	M41.89
Reversible		M41.11	M41.13	M41.14	M41.15	M41.16	M41.17		M41.19
Other		M41.21	M41.23	M41.24	M41.25	M41.26	M41.27		M41.29
Neuromuscular	M41.31	M41.42	M41.43	M41.44	M41.45	M41.46	M41.47		M41.49
Other secondary		M41.52	M41.53	M41.54	M41.55	M41.56	M41.57		M41.59
Other		M41.82	M41.83	M41.84	M41.85	M41.86	M41.87		M41.89
Therapeutic				M41.34	M41.35				M41.36
FASCIIITIS									
	Palmar fasciitis (Dupuytren's)	Plantar fasciitis	Radial fasciitis	Other	Unspecified				
	M72.0	M72.2	M72.4	M72.8	M72.9				
LESION									
	Cervical (root)	Thoracic	Radial	Ulnar	Peroneal	Tarsal	Femoral		
Mononeuropathy	G56.0(1,2)	G56.2(1,2)	G56.1(1,2)	G57.0(1,2)	G57.5(1,2)	G57.5(1,2)	G57.2(1,2)		
	Lateral	Medial							
Polyneuropathy	G57.2(1,2)	G57.4(1,2)							
	Radial plexus	Cervical root	Lumbosacral plexus	Lumbosacral root	Thyrotoxic	Plantar fasciitis	Plantar fasciitis		
Nerve root & plexus	G54.0	G54.2	G54.1	G54.4	G54.3	G54.6	G54.7		
	Cervical	Lumbosacral root	Upper extremity	Lower	Neural	Neural	Thoracic		
Hemiparesis	M79.81	M79.86	M79.87	M79.85	M79.85	M79.84	M79.82		
	Adhesive capsulitis	Complete	Incompleteness	Impingement synd	Incompleteness	Other	Unspecified		
Shoulder	M75.80(1,2)		M74.91(1,2)	M75.4(1,2)		M75.80(1,2)	M75.90(1,2)		
Rotator cuff		M75.12(1,2)				M75.11(1,2)	M75.10(1,2)		
<i>Note: 1=right, 2=left, 3=unspecified</i>									
MUSCLE DISORDERS, PRIMARY									
	Fibrosarcoma	Inflammatory myopathies	Leukemia-Eosin	Malignant myositis	Myotonia				
	M79.7	M67.3	G70.80	G71.0	M79.1				
Myotonic dystrophy	Palmaris carpalis tendon	Posterior syndrome	Proximal myopathy	Weakness, general					
G71.11	Distal	Distal	M62.12	M62.01					
	w/ Raine characteristic	w/o Raine characteristic							
Myotonia congenita	G70.81	G70.80			(Continued on the next page)				

FIG. 10

MUSCLE DISORDERS, PRIMARY (Continued)									
	Back	Leg	Other						
Spasm, muscle	M62.810	M62.891	M62.891						
	Back & foot	Arm, upper	Forearm	Hand	Lower leg	Multi sites	Other	Shoulder	Thigh
Wasting by site	M62.571,2,9	M62.581,2,9	M62.541,2,9	M62.541,2,9	M62.561,2,9	M62.54	M62.56	M62.511,2,9	M62.571,2,9
	Both character meanings as indicated: 1 right 2 left 9 unspecified								
NEUROPATHIES									
	Alcohol	Charcot-Marie-Tooth	Other	Rheumatoid	Shrap				
Hereditary	G60.2	G60.8	G60.8	G60.1	G60.0				
	Category of pathophys	Peripheral nerve	Neuropathy	Polynuropathy	Proximal nerve, distal	Proximal nerve	Taxonomic	Distal nerve	Distal nerve
Mononeuropathy, her limb	G57.7(2,1,2)	G57.3(2,1,2)	G57.1(2,1,2)	G57.3(2,1,2)	G57.4(2,1,2)	G57.6(2,1,2)	G57.5(2,1,2)	G57.8(2,1,2)	G57.9(2,1,2)
	Upper limb	Lower limb	Upper limb	Lower limb	Upper limb	Lower limb	Upper limb	Lower limb	Upper limb
Upper limb	G57.8(2,1,2)	G57.4(2,1,2)	G57.4(2,1,2)	G57.4(2,1,2)	G57.4(2,1,2)	G57.4(2,1,2)	G57.4(2,1,2)	G57.4(2,1,2)	G57.4(2,1,2)
Polynuropathy	G61.8	G61.9	G61.9	G61.9	G61.9	G61.9	G61.9	G61.9	G61.9
w/ Motor sensory	- see GENERAL MEDICAL, Diseases of the nervous system, complications								
	Both character meanings as indicated: 0 unspecified 1 right 2 left								
OSTEOARTHRITIS									
	Subtle foot	Other	Hand	Hip	Hip (2) hip joint	Knee	Shoulder	Wrist	
Primary, bilateral	---	---	---	M16.0	M16.2	M17.0	---	---	---
Unilateral	M19.071,2,9	M19.081,2,9	M19.041,2,9	M16.1(2,1,2)	M16.3(2,1,2)	M17.1(2,1,2)	M19.011,2,9	M19.031,2,9	M19.051,2,9
Post-traumatic, bilateral	---	---	---	M16.4	---	M17.2	---	---	---
Unilateral	M19.171,2,9	M19.181,2,9	M19.141,2,9	M16.5(2,1,2)	---	M17.3(2,1,2)	M19.111,2,9	M19.131,2,9	M19.151,2,9
	Both or both character meanings as indicated: 1 right 2 left 9 unspecified								
OSTEOPOROSIS									
	Age-related	Other							
w/o (Lorent) path fracture	M81.0	M81.0							
OSTITIS DEFORMANS									
	Back & foot	Arm, upper	Arm, upper	Hand	Lower leg				
(Paget's disease)	M88.871,2,9	M88.881,2,9	M88.821,2,9	M88.841,2,9	M88.861,2,9				
	Multiple sites	Other sites	Forearm	Unspecified					
	M88.89	M88.90	M88.1	M88.9					
	Both character meanings as indicated: 1 right 2 left 9 unspecified								
PARALYTIC SYNDROMES									
	Alcohol	Alcohol	Specific idiopgr	Specific idiopgr	Specific idiopgr				
Cerebral Palsy (infantile)	G80.4	G80.5	G80.1	G80.2	G80.6				
	Right hemiparesis	Left hemiparesis	Right hemiparesis	Left hemiparesis	Unspecified				
Hemiplegia									
Flaccid	G81.0	G81.02	G81.03	G81.04	G81.05				
Spastic	G81.1	G81.12	G81.13	G81.14	G81.15				
Unspecified	G81.9	G81.92	G81.93	G81.94	G81.95				
Monoplegia, lower limb	G83.1	G83.12	G83.13	G83.14	G83.15				
Upper limb	G83.2	G83.22	G83.23	G83.24	G83.25				
	Diplegia	Paraplegia	Quadriplegia (T-C)	Quadriplegia (C-C)					
Other, complete	G81.8	G82.1	G82.51	G82.53					
Incomplete	---	G82.2	G82.52	G82.54					
Unspecified	---	G82.0	G82.59	G82.58					
POSTPROCEDURAL COMPLICATIONS									
	Postanesthesia		Postoperative		Postanesthesia				
Postanesthesia delirium	R45.0	R45.1	R45.4	R45.4	R45.1	R45.2			
	R45.0	R45.1	R45.4	R45.4	R45.1	R45.2			

FIG. 11

SPONDYLOPATHY

	Neck/cervical	Cervical	Cervicothoracic	Thoracic	Thoracolumbar	Lumbar	Lumbosacral	Sacral
Spondylitis								
Other w/ myelopathy	M47.11	M47.12	M47.13	M47.14	M47.15	M47.16	---	---
Other w/ radiculopathy	M47.21	M47.22	M47.23	M47.24	M47.25	M47.26	M47.27	M47.28
Other w/o myelop or radiculop	M47.811	M47.812	M47.813	M47.814	M47.815	M47.816	M47.817	M47.818
Stenosis, spinal (caudal)	M48.01	M48.02	M48.03	M48.04	M48.05	M48.06	M48.07	M48.08

GENERAL MEDICAL

HEALTH STATUS

	Both	Right	Left	Other	Unspecified
Status (past), orthopedic implants	Z96.601-2.9	Z96.621-2.9	Z96.641-3.9	Z96.651-3.9	Z96.671-3.9

6th character meanings unless otherwise indicated: 1 right, 2 left, 3 bilateral, 4 other, 5 unspecified

PAIN, NEC

	Due to trauma	Other	Postoperative	Post-traumatic
Acute	G89.11	R52	G89.18	G89.12
	Neck/neck	Head/face	Due to trauma	Other
Chronic	G89.2	G89.3	G89.21	G89.29
	Arm, upper limb	Fingers	Forearm	Foot
Limbs	M79.621-2.9	M79.641-5	M79.631-2.9	M79.571-3
	Head	Lower leg	Thigh	Toes
Myofascial	M79.1	---	---	---
	Chest, upper	At prosthesis	Generalized	Neoplasia-related
Other pain	R07.9	T84.84X3D.5	R52	G89.3
	6th character meanings as indicated: 1 or 4 right, 2 or 3 left, 3, 4 or 5 unspecified			
	7th character meanings as indicated: 0 subsequent encounter, 1 acute			

OTHER DISEASE/DISORDER

	w/ GI manifestation	w/ Pulmonary manifestation	w/ Other manifestation	Unspecified
Cystic fibrosis	E84.10	E84.0	E84.2	E84.9
Diabetes mellitus w/ complication				
	Diabetes	Neurological	Other	
	Type 1	Type 1	Type 1	Type 1
	Type 2	Type 2	Type 2	Type 2
Periph angiopath (w/ gangrene)	E10.52	E11.52	Amyotrophy	E10.618
w/o gangrene	E10.51	E11.51	Autonomic (poly) neuropathy	E10.619
Other	E10.59	E11.59	Mononeuropathy	E10.620
			Other	E10.621
			Polyneuropathy	E10.622
			unspecified	E10.623
				Ulcer
				Foot
				Other, skin

SIGNS & SYMPTOMS

	Coordination, lack of	Shaking	Swelling, lack of normal (chf)	Difficulty walking	Fatigue, other	Dist. arm/leg	Dist. trunk
Ataxia, NOS	R27.0	R27.1	R27.50	R26.2	R27.81	R26.9	R26.0
Headache, NOS	R52	R52.9	Parosmia, etc	Weakness, paresis (stroke)	Weakness	Seizure, post-traumatic	Tremor, upper
Vestibular d/o	H81.01-2.3.9	H81.2X1-2.3.9	H81.1(1,3,5.9)	H81.01-2.3.9	H81.2(0.1,2,3)	H81.3X1-2.3.9	
	Acute	Benign positional	Central origin	Peripheral	Unspecified		
Vertigo	H81.11(1,2,3.9)	H81.18(1,3)	H81.4(1,2,3.9)	H81.19(1,2,3.9)	R42		

6th or 8th character meanings as indicated: 1 right, 2 left, 3 bilateral, 4 or 5 unspecified

FIG. 12