



US00D746908S

(12) **United States Design Patent**  
**Hart**

(10) **Patent No.:** **US D746,908 S**

(45) **Date of Patent:** **\*\* \*Jan. 5, 2016**

(54) **CODING MATRIX TOOL**

(71) Applicant: **Optum, Inc.**, Minnetonka, MN (US)

(72) Inventor: **Anita C. Hart**, White Stone, VA (US)

(73) Assignee: **OPTUM, INC.**, Minnetonka, MN (US)

(\*) Notice: This patent is subject to a terminal disclaimer.

(\*\*) Term: **14 Years**

(21) Appl. No.: **29/452,183**

(22) Filed: **Apr. 12, 2013**

(51) **LOC (10) Cl.** ..... **19-01**

(52) **U.S. Cl.**  
USPC ..... **D19/1**

(58) **Field of Classification Search**

USPC ..... D19/1-12, 20-34; 206/449, 232, 494;  
40/124.01-124.15, 672, 776, 726;  
229/72, 92, 92.1, 300-303, 87.06,  
229/87.08, 87.14; 281/2-5, 16, 22, 51;  
705/3; 283/2-3, 115, 900, 74-75, 103,  
283/105-106; 428/42.3; D9/703, 707, 709,  
D9/713, 424, 414, 720, 418, 416; 426/106;  
222/92, 107; 383/127, 106-108, 901,  
383/200, 203, 207, 210; D20/10, 22, 40,  
D20/42, 11; D3/303, 203.1  
CPC .. B42D 15/022; B42D 15/042; B42D 15/045;  
B42D 15/027; B42D 1/00; B42D 25/29;  
B42D 25/00

See application file for complete search history.

(56) **References Cited**

**U.S. PATENT DOCUMENTS**

D400,919 S 11/1998 Pickel  
D414,574 S 9/1999 Chen

(Continued)

*Primary Examiner* — Caron D Veynar

*Assistant Examiner* — Abraham Bahta

(74) *Attorney, Agent, or Firm* — Dorsey & Whitney LLP

(57) **CLAIM**

The ornamental design for a coding matrix tool, as shown and described.

**DESCRIPTION**

A portion of the disclosure of this patent document contains material to which a claim for copyright is made. The copyright owner has no objection to the facsimile reproduction by anyone of the patent document or the patent disclosure, as it appears in the Patent and Trademark Office patent file or records, but reserves all other copyright rights whatsoever.

FIG. 1 is a first front perspective view of the coding matrix tool, in an unfolded configuration showing my new design;

FIG. 2 is a second rear perspective view thereof;

FIG. 3 is a front elevation view of a first matrix sheet or panel thereof;

FIG. 4 is a front elevation view of a second matrix sheet or panel thereof;

FIG. 5 is a front elevation view of a third matrix sheet or panel thereof;

FIG. 6 is a front elevation view of a fourth matrix sheet or panel thereof;

FIG. 7 is a front elevation view of a fifth matrix sheet or panel thereof;

FIG. 8 is a rear elevation view of a sixth matrix sheet or panel thereof;

FIG. 9 is a rear elevation view of a seventh matrix sheet or panel thereof;

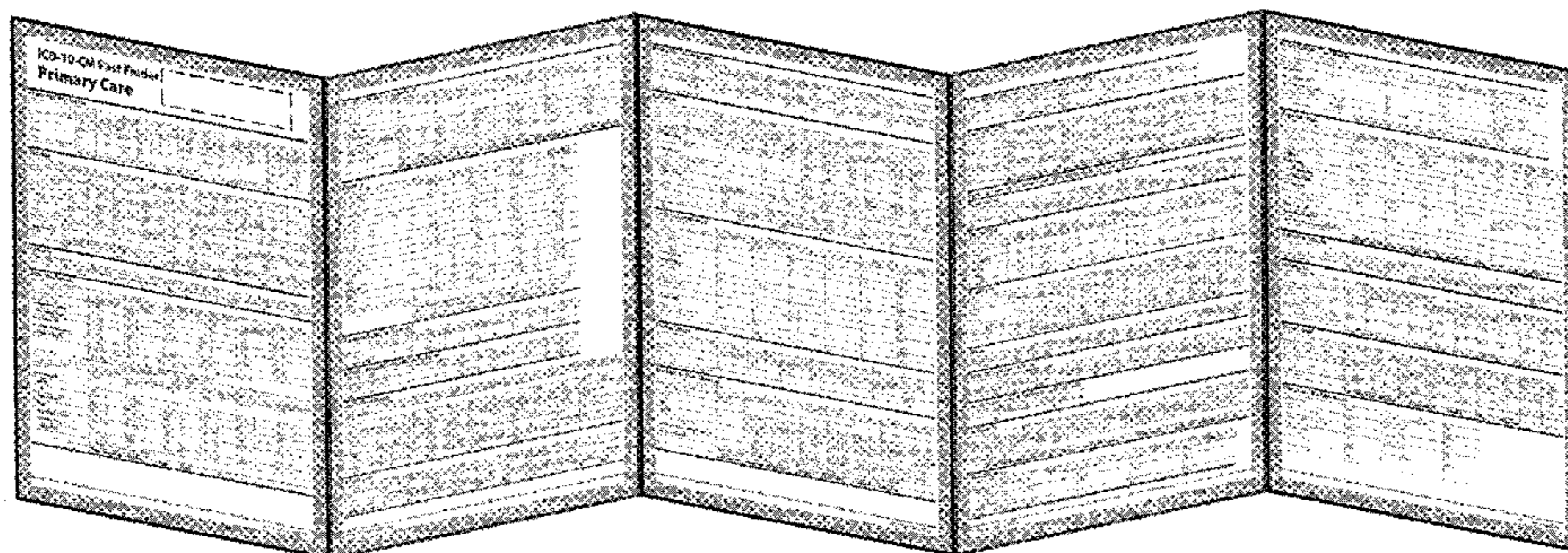
FIG. 10 is a rear elevation view of an eighth matrix sheet or panel thereof;

FIG. 11 is a rear elevation view of a ninth matrix sheet or panel thereof; and,

FIG. 12 is a rear elevation view of a tenth matrix sheet or panel thereof.

The broken lines in the figures represent portions of the coding matrix tool and form no part of the claimed design.

**1 Claim, 12 Drawing Sheets**



(56)

**References Cited**

U.S. PATENT DOCUMENTS

D432,570 S 10/2000 Donaldson  
D555,724 S 11/2007 Brodie  
D600,746 S 9/2009 Kudimi  
D602,167 S 10/2009 Coyne, III et al.

D650,009 S 12/2011 Tetrault  
D662,976 S 7/2012 Tetrault  
D664,195 S 7/2012 Rosenthal et al.  
D677,329 S 3/2013 Rosenthal et al.  
D686,660 S 7/2013 Wang  
D687,486 S 8/2013 Worthington et al.  
D719,213 S \* 12/2014 Hart ..... D19/1

\* cited by examiner




Fig. 1

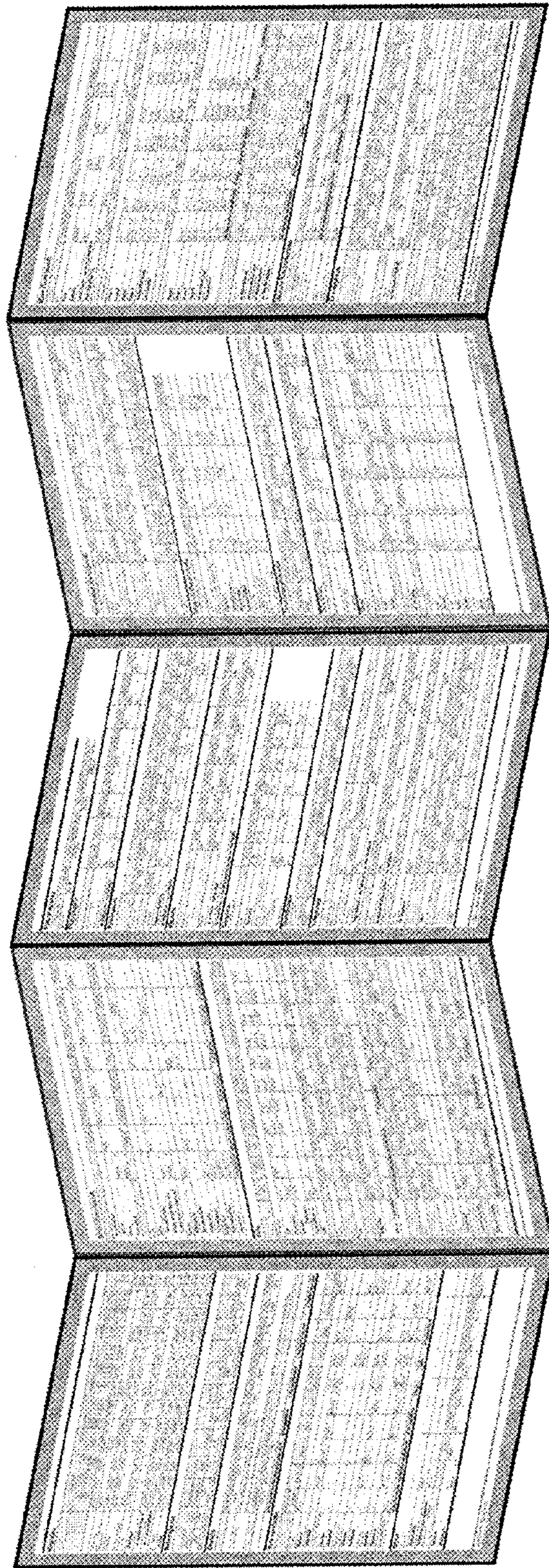


Fig. 2

# ICD-10-CM Fast Finder Primary Care

## Abnormal Pap Smear

	000	100	200	300	400	500	600	700	800	900	
Atypic	R85.611	R85.610	R85.614	R85.613	R85.61	R85.62	R85.615	R85.612	R85.616	R85.618	R85.619
Low-grade	R87.611	R87.610	R87.614	R87.613	R87.610	R87.620	R87.615	R87.612	R87.616	R87.618	R87.619
High-grade	R87.621	R87.620	R87.624	R87.623	R87.611	R87.621	R87.625	R87.622	---	R87.620	R87.629
Possible Cervical Dysplasia (C92)	---	---	R87.69	---	---	---	---	---	---	R87.7	R87.9

Use additional code for associated HPV (B07.7) and/or acquired absence of uterus and cervix (Z90.71-1) if applicable

## Anemia

	000	100	200	300	400	500	600	700	800	900
Iron-deficient	D61.09	D61.1	D61.2	D61.2	D61.2	D61.3	D61.39	D61.9		
Iron deficiency	D52.0	D52.1	D52.9	D58.9	D58.8	D53.9	D53.0	D51.9	D53.9	
Due to	D64.01	D58.0	D62	D63.1	D63.8	D61.8				
Renal	D59.9	D59.9	D58.9	D59.9	D59.2	D58.9	D58.4	D59.4	D59.4	D58.9
Autoimmune	D59.1	---	---	---	D59.0	---	---	D59.1	D59.1	D59.1
Other	D64.9	D58.9	D64.9	D53.0	D53.9	D58.9	D64.9	D51.8	D61.2	D64.9

## Anxiety

	000	100	200	300	400	500	600	700	800	900
	F41.8	F41.8	F41.1	F41.3	F41.0	F41.1	F41.3	F41.8	F41.9	

## Arteriosclerosis

	000	100	200	300	400	500	600	700	800	900
Coronary Artery	I25.10	I25.810	I25.810	I25.810	I25.810	I25.870			I25.810	
w/ Angina & Spasm	I25.111	I25.721	I25.711	I25.711	I25.731				I25.701	
w/ Unstable Angina	I25.110	I25.720	I25.710	I25.710	I25.730				I25.700	
w/ Ischemic CP	I25.119	I25.729	I25.719	I25.719	I25.739				I25.709	
w/ Other Spec Angina	I25.118	I25.728	I25.718	I25.718	I25.738				I25.708	
w/ Unspec Angina	I25.119	I25.729	I25.719	I25.719	I25.739				I25.709	
	Code Also (if Applicable): I25.84 Coronary Atherosclerosis I25.84 I25.83 Lipid Rich Plaque I25.83 Code also I25.87 to identify any chronic total occlusion of coronary artery									
	000	100	200	300	400	500	600	700	800	900
Extremity	I70.201, I70.209	I70.401, I70.409	I70.501, I70.509	I70.601, I70.609	I70.701, I70.709	I70.801, I70.809	I70.901, I70.909			
w/ Ulceration										
Ankle	I70.211, I70.219	I70.411, I70.419	I70.511, I70.519	I70.611, I70.619	I70.711, I70.719	I70.811, I70.819	I70.911, I70.919			
Calf	I70.211, I70.219	I70.411, I70.419	I70.511, I70.519	I70.611, I70.619	I70.711, I70.719	I70.811, I70.819	I70.911, I70.919			
Heel/Midfoot	I70.211, I70.219	I70.411, I70.419	I70.511, I70.519	I70.611, I70.619	I70.711, I70.719	I70.811, I70.819	I70.911, I70.919			
Thigh	I70.211, I70.219	I70.411, I70.419	I70.511, I70.519	I70.611, I70.619	I70.711, I70.719	I70.811, I70.819	I70.911, I70.919			
Other Part of Foot	I70.211, I70.219	I70.411, I70.419	I70.511, I70.519	I70.611, I70.619	I70.711, I70.719	I70.811, I70.819	I70.911, I70.919			
Other Part of Leg	I70.211, I70.219	I70.411, I70.419	I70.511, I70.519	I70.611, I70.619	I70.711, I70.719	I70.811, I70.819	I70.911, I70.919			
Unspecified	I70.211, I70.219	I70.411, I70.419	I70.511, I70.519	I70.611, I70.619	I70.711, I70.719	I70.811, I70.819	I70.911, I70.919			
	Code also the severity of any ulcer (I97.-) 5th character as indicated: 2 Right 4 Left									

Fig. 3

Arteriosclerosis (Continued)						
	ICD-9-CM	ICD-9-CM	ICD-9-CM	ICD-9-CM	ICD-9-CM	ICD-9-CM
Extremity						
w/o Ulceration						
w/ Gangrene	I70.26(1,2,3,8,9)	I70.46(1,2,3,8,9)	I70.56(1,2,3,8,9)	I70.66(1,2,3,8,9)	I70.76(1,2,3,8,9)	I70.86(1,2,3,8,9)
w/ Intermittent Claudication	I70.21(1,2,3,8,9)	I70.41(1,2,3,8,9)	I70.51(1,2,3,8,9)	I70.61(1,2,3,8,9)	I70.71(1,2,3,8,9)	I70.81(1,2,3,8,9)
w/ Rest Pain	I70.22(1,2,3,8,9)	I70.42(1,2,3,8,9)	I70.52(1,2,3,8,9)	I70.62(1,2,3,8,9)	I70.72(1,2,3,8,9)	I70.82(1,2,3,8,9)
Other Type Athero	I70.29(1,2,3,8,9)	I70.49(1,2,3,8,9)	I70.59(1,2,3,8,9)	I70.69(1,2,3,8,9)	I70.79(1,2,3,8,9)	I70.89(1,2,3,8,9)
Code also (I70.92) to identify any chronic total occlusion of artery of extremity						
ath character as indicated: 1 Right leg 2 Left leg 3 Bilateral legs 8 Other extremity 9 Unspecified extremity						
Asthma						
	ICD-9-CM	ICD-9-CM	ICD-9-CM	ICD-9-CM	ICD-9-CM	ICD-9-CM
Allergic Extrinsic	J45.901	J45.902	J45.903	J45.904	J45.905	J45.909
Childhood	J45.901	J45.902	J45.903	J45.904	J45.905	J45.909
Control Unstable	---	---	J45.901	J45.901	J45.901	J45.901
Exacerbation Induced (Status Asthmaticus)	---	---	---	---	J45.908	J45.908
Extrinsic	J45.901	J45.902	J45.903	J45.904	J45.905	J45.909
Indeterminate, mild	J45.21	J45.22	J45.20	J45.20	J45.20	J45.20
Intermittent	J45.901	J45.902	J45.903	J45.904	J45.905	J45.909
Late Onset	J45.901	J45.902	J45.903	J45.904	J45.905	J45.909
Nonallergic	J45.901	J45.902	J45.903	J45.904	J45.905	J45.909
Other Specified	---	---	J45.908	J45.908	J45.908	J45.908
Perfect						
Mild	J45.31	J45.32	J45.30	J45.30	J45.30	J45.30
Moderate	J45.41	J45.42	J45.40	J45.40	J45.40	J45.40
Severe	J45.51	J45.52	J45.50	J45.50	J45.50	J45.50
Unspecified	J45.901	J45.902	J45.903	J45.904	J45.905	J45.909
w/ COPD, Chronic Obstr. Pulmonary Dis. - see ICD-9						
Use additional codes for noncrystalline exposure to tobacco smoke (Z77.22), exposure to tobacco smoke in the perinatal period (P96.81), occupational exposure to tobacco smoke (Z57.31), history of tobacco use (Z87.891), tobacco dependence (F17.2) or use (Z72.0).						
Attention Deficit Disorder						
	ICD-9-CM	ICD-9-CM	ICD-9-CM	ICD-9-CM	ICD-9-CM	ICD-9-CM
Unspecified	F90.9	F90.9	F90.9	F90.9	F90.9	F90.9
w/ Hyperactivity	F90.2	F90.1	F90.0	F90.0	F90.0	F90.0
Benign Prostatic Hypertrophy (BPH)						
	ICD-9-CM	ICD-9-CM	ICD-9-CM	ICD-9-CM	ICD-9-CM	ICD-9-CM
Hypertrophy (Enlargement)		N40.1	N40.0	Q55.4	N40.0	N40.0
Benign Prostate		N40.3	N40.2	---	N40.2	N40.2
Body Mass Index						
	ICD-9-CM	ICD-9-CM	ICD-9-CM	ICD-9-CM	ICD-9-CM	ICD-9-CM
Adult						
< 30	Z68.1	Z68.20	Z68.21	Z68.22	Z68.23	Z68.24
30-39	Z68.30	Z68.31	Z68.32	Z68.33	Z68.34	Z68.35
40 or >	Z68.41	Z68.42	Z68.43	Z68.44	Z68.45	Z68.46
Perinatal	Z68.51	Z68.52	Z68.53	Z68.54	Z68.55	Z68.56
Bronchitis						
	ICD-9-CM	ICD-9-CM	ICD-9-CM	ICD-9-CM	ICD-9-CM	ICD-9-CM
Acute	J47.0	J47.0	J47.0	J47.0	J47.0	J47.0
Chronic	J47.1	J47.1	J47.1	J47.1	J47.1	J47.1
d/t Specif Organ	J20.3	J20.1	J20.7	J20.0	J20.4	J20.5
	J20.6	J20.2	J20.8	J20.9	J20.9	J20.9

Fig. 4

Bronchitis (Continued)									
	2010	2011	2012	2013	2014	2015	2016	2017	2018
Chronic	J44.9	J44.9	J44.9	J44.9	J44.9	J44.9	J44.9	J44.9	J42
Other	J45.909	J45.901	J45.902	J45.9	J44.9	J44.9	J41.0	J41.0	J40
w/ Influenza - see Influenza									
Calculus									
	N20.2			N20.8			N20.9		
	2010	2011	2012	2013	2014	2015	2016	2017	2018
Bile Duct Calc (choledocholithiasis)	K80.32	K80.34	K80.36	K80.38	K80.42	K80.44	K80.46	---	K80.40
w/ Obstruction	K80.33	K80.35	K80.37	K80.31	K80.43	K80.45	K80.47	---	K80.41
Bile Duct and Gallbladder	---	---	---	---	K80.62	K80.64	K80.66	---	K80.60
w/ Obstruction	---	---	---	---	K80.63	K80.65	K80.67	---	K80.61
Cystic Duct - see Calculus, Gallbladder									
Gallbladder (cholelithiasis)	---	---	---	---	K80.00	K80.10	K80.12	K80.18	K80.10
w/ Obstruction	---	---	---	---	K80.01	K80.11	K80.13	K80.19	K80.11
Other	N20.2	N20.2	N20.8	N20.9					
Other	N20.2	N20.2	N20.8	N20.9					
Cardiac Arrhythmias									
	I49.9	I49.9	I49.9	I49.9	I49.9	I49.9	I49.9	I49.9	I49.9
Unspecified	I49.9	I49.9	I49.9	I49.9	I49.9	I49.9	I49.9	I49.9	I49.9
Atrial Fibrillation	I48.2	---	---	I48.8	I48.1	---	---	---	I48.91
Atrial Flutter	---	---	---	---	---	---	---	---	I48.92
Type I/Typical	---	---	---	---	---	---	---	---	I48.3
Type II/Atypical	---	---	---	---	---	---	---	---	I48.4
Bradycardia	---	I49.12	---	---	---	---	---	---	I49.1
Palpitations	---	---	---	---	---	---	---	---	I49.5
Stable Sinus Arrhythmia (SSA)	---	---	---	---	---	---	---	---	I49.5
SVT	---	---	---	I47.1	---	---	---	---	I47.1
Paroxysmal	I47.1	---	---	I47.1	---	---	---	---	I47.1
Tachycardia	---	I49.11	I47.9	---	---	---	---	---	I49.0
Tachy-brady syndrome	---	---	---	---	---	---	---	---	I49.5
Other	I49.8	I49.8	---	---	---	---	---	---	I49.8
Cholecystitis									
	K81.0	K81.0	K81.0	K81.0	K81.0	K81.0	K81.0	K81.0	K81.0
Acute	---	K81.2	K81.0	K81.0	K81.0	K81.0	K81.0	K81.0	K81.0
Chronic/Refr	K81.1	---	---	---	---	---	---	---	K81.1
w/ Calculus/Gallstones - see Calculus									
Chronic Kidney Disease									
	E10.22, N18.1	E10.22, N18.1	E10.22, N18.1	E10.22, N18.1	E10.22, N18.1	E10.22, N18.1	E10.22, N18.1	E10.22, N18.1	E10.22, N18.1
Non-diabetic	---	---	---	---	---	---	---	---	---
Diabetic	---	---	---	---	---	---	---	---	---
Type I	E10.22, N18.1	E10.22, N18.2	E10.22, N18.3	E10.22, N18.4	E10.22, N18.5	E10.22, N18.6	E10.22, N18.7	E10.22, N18.8	E10.22, N18.9
Type II	E11.22, N18.1	E11.22, N18.2	E11.22, N18.3	E11.22, N18.4	E11.22, N18.5	E11.22, N18.6	E11.22, N18.7	E11.22, N18.8	E11.22, N18.9
Hypertensive w/ KDQ	I12.9, N18.1	I12.9, N18.2	I12.9, N18.3	I12.9, N18.4	I12.9, N18.5	I12.9, N18.6	I12.9, N18.7	I12.9, N18.8	I12.9, N18.9
w/ Heart Dis w/o Heart Failure	I13.10, N18.1	I13.10, N18.2	I13.10, N18.3	I13.10, N18.4	I13.10, N18.5	I13.10, N18.6	I13.10, N18.7	I13.10, N18.8	I13.10, N18.9
w/ Heart Failure	I13.0, N18.1	I13.0, N18.2	I13.0, N18.3	I13.0, N18.4	I13.0, N18.5	I13.0, N18.6	I13.0, N18.7	I13.0, N18.8	I13.0, N18.9
Note: For codes from category I13 use an additional code from category I25 to identify type of heart failure									
6th character meanings as indicated: 1 First tri 2 Second tri 3 Third tri 9 Unsp tri									

Fig. 5

<b>Chronic Obstructive Pulmonary Disease (COPD)</b>											
	J41		J42		J43		J44		J45		
Use an additional code with J44/J to identify the infection											
<b>Conjunctivitis</b>											
	H10.1		H10.2		H10.3		H10.4		H10.5		
	H10.11		H10.12		H10.21		H10.22		H10.31		H10.32
	H10.41		H10.42		H10.51		H10.52		H10.53		
	H10.9		H10.91		H10.92		H10.93		H10.94		
5th or 6th character as follows as indicated: 1 Right 2 Left 3 Bilateral 0 or 3 Unspecified											
<b>Coronary Artery Disease—see Arteriosclerosis, Coronary Artery</b>											
<b>Depression</b>											
	F31.1		F31.2		F31.3		F31.4		F31.5		
	F31.11		F31.12		F31.21		F31.22		F31.31		F31.32
	F31.41		F31.42		F31.51		F31.52		F31.53		
<b>Dermatitis</b>											
	L20		L21		L22		L23		L24		
	L20.0		L20.1		L20.2		L20.3		L20.4		L20.5
	L21.0		L21.1		L21.2		L21.3		L21.4		L21.5
	L22.0		L22.1		L22.2		L22.3		L22.4		L22.5
	L23.0		L23.1		L23.2		L23.3		L23.4		L23.5
	L24.0		L24.1		L24.2		L24.3		L24.4		L24.5
<b>Diabetes</b>											
	E10		E11		E12		E13		E14		
	E10.0		E10.1		E10.2		E10.3		E10.4		E10.5
	E11.0		E11.1		E11.2		E11.3		E11.4		E11.5
	E12.0		E12.1		E12.2		E12.3		E12.4		E12.5
	E13.0		E13.1		E13.2		E13.3		E13.4		E13.5
	E14.0		E14.1		E14.2		E14.3		E14.4		E14.5
Note: For category E08, code first the underlying condition. For categories E08, E09, and E11, code also any insulin use (Z79.4).											
<b>Fever</b>											
	R50.0		R50.1		R50.2		R50.3		R50.4		
	R50.01		R50.02		R50.11		R50.12		R50.21		R50.22
	R50.31		R50.32		R50.41		R50.42		R50.43		
<b>Enteritis/Gastroenteritis</b>											
	K52.0		K52.1		K52.2		K52.3		K52.4		
	K52.01		K52.02		K52.11		K52.12		K52.21		K52.22
	K52.31		K52.32		K52.41		K52.42		K52.43		
<b>Gastroesophageal Reflux Disease (GERD)</b>											
	K21.0		K21.1		K21.2		K21.3		K21.4		
	K21.01		K21.02		K21.11		K21.12		K21.21		K21.22
	K21.31		K21.32		K21.41		K21.42		K21.43		
<b>Headache</b>											
	G44.0		G44.1		G44.2		G44.3		G44.4		
	G44.00		G44.01		G44.10		G44.11		G44.20		G44.21
	G44.30		G44.31		G44.40		G44.41		G44.42		
Pre-ictal/ictal—see Migraine, Headache											
5th and 6th characters as indicated: 0 Not intractable/NOS/Unspec 1 Intractable 9 Not intractable/NOS/Unspec											
<b>Heart Failure</b>											
	I50.0		I50.1		I50.2		I50.3		I50.4		
	I50.01		I50.02		I50.11		I50.12		I50.21		I50.22
	I50.31		I50.32		I50.41		I50.42		I50.43		

Fig. 6



Heart Failure (Continued)						
	4th	5th	6th	7th	8th	9th
Unspecified	---	---	---	---	---	I11.0
w/ CKD NOS	---	---	---	---	---	I13.0
w/ CKD Stages I-IV	---	---	---	---	---	I13.0 (N18.1 - N18.4)
w/ CKD Stage V or ESRD	---	---	---	---	---	I13.2 (N18.5 - N18.6)
Systolic (diastolic)	I58.21	I58.22	I58.23	---	---	I58.20
Unspecified	I58.9	---	---	---	---	I58.9
Note: For codes from category I11 and I13, use an additional code from category I58 to identify type of heart failure.						
Hypertension						
	4th	5th	6th	7th	8th	9th
Unspecified	I10	I10	I15.9	I11.0	I12.9	I13.10
Compensating (diastolic)	O18.91	O18.92	O18.93	O18.12	O18.22	O18.32
Compensating (systolic)	O18.11	O18.12	---	---	---	---
w/ Edema	O14.91	---	---	---	---	---
Gestational	---	---	---	---	---	---
w/o Proteinuria	O13.11	---	---	---	---	---
w/ Proteinuria	O14.91	---	---	---	---	---
Pre-existing	O10.91	O10.92	O10.93	O10.11	O10.21	O10.31
Compensating (diastolic)	O18.93	O18.93	O18.93	O18.13	O18.23	O18.33
In Diseases Classified Elsewhere	---	---	---	---	---	---
CKD—see CKD	---	---	---	---	---	---
Endocrine Disorders	O3.2	---	---	---	---	---
Heart Failure—see Heart Failure	---	---	---	---	---	---
4th, 5th, and 6th characters as indicated: 0 Unspecified tr 1 1st tr 2 2nd tr 3 3rd tr 9 Unsp tr						
Hypothyroidism						
	4th	5th	6th	7th	8th	9th
Unspecified	E03.1	E03.0	E03.2	E03.3	E03.0	E03.8
E03.5	---	---	---	---	---	E03.5
Influenza						
	4th	5th	6th	7th	8th	9th
Unspecified NOS	J11.1	J11.2	J11.01	J11.1	J11.02	J11.03
Unspecified (Influenza Virus A)	J10.1	J10.2	J10.01	J10.1	J10.02	J10.03
Unspecified (Influenza Virus B)	J09.X2	J09.X3	J09.X9	J09.X2	J09.X9	J09.X1
Unspecified (Influenza A Virus)	J09.X2	J09.X3	J09.X9	J09.X2	J09.X9	J09.X1
Code also any associated manifestations (i.e., specified type of pneumonia, specific respiratory manifestation, etc.)	---	---	---	---	---	---
Mass/Lump						
	4th	5th	6th	7th	8th	9th
Unspecified	R19.06	R19.07	R19.04	R19.02	R19.05	R19.03
Localized	R22.2	R22.6	R22.41	R22.31	R22.1	R22.9
Other Sites	N63	N28.05	R16.0	J11.8	---	---
5th character as indicated: 0 Unspecified 1 Right 2 Left 3 Bilateral						
Metabolic Disturbances						
Diabetes (non)	E36.0	---	---	---	---	E16.2
Metabolic (diabetic)	E78.0	---	---	---	---	E87.0
Hypertension (diabetic)	R73.9	---	---	---	---	E87.1
Hypertension	E87.5	---	---	---	---	E86.1
Hypotension	E87.5	---	---	---	---	E86.9
Hypertension	E87.0	---	---	---	---	---

Fig. 7

<b>Migraine</b>													
	Primary						Secondary						
	G43.919	G43.911	G43.919	G43.909	G43.901	G43.909	G43.917	G43.911	G43.919	---	---	---	G43.909
Unspecified	G43.01	---	---	G43.00	---	---	G43.01	---	---	G43.08	---	---	G43.08
Biocytogenic	G43.419	G43.411	G43.419	G43.409	G43.401	G43.409	G43.417	G43.411	G43.419	G43.409	G43.401	G43.409	G43.409
Noncyclic	G43.839	G43.831	G43.839	G43.829	G43.821	G43.829	G43.837	G43.831	G43.839	G43.829	G43.821	G43.829	G43.829
With Aura	G43.119	G43.111	G43.119	G43.109	G43.101	G43.109	G43.117	G43.111	G43.119	G43.109	G43.101	G43.109	G43.109
Persistent	---	---	---	---	---	---	---	---	---	---	---	---	G43.509
w/ Cerebral Infarct	G43.619	G43.611	G43.619	G43.609	G43.601	G43.609	G43.617	G43.611	G43.619	G43.609	G43.601	G43.609	G43.609
w/o Cerebral Infarct	G43.519	G43.511	G43.519	G43.509	G43.501	G43.509	G43.517	G43.511	G43.519	G43.509	G43.501	G43.509	G43.509
Chronic	G43.719	G43.711	G43.719	G43.709	G43.701	G43.709	G43.717	G43.711	G43.719	G43.709	G43.701	G43.709	G43.709

<b>Neutropenia</b>													
	Primary						Secondary						
	D78.0	D78.4	D78.1	D78.2	D78.3	D78.9	D61.5	D78.4	D78.4	D78.8	D78.8	D78.9	D78.9

Note: For codes D78.1 and D78.2, use additional code to identify drug. For code D78.1, code also the underlying neoplasm.

<b>Obesity</b>													
	Essential (Primary)						Secondary						
	E66.0	E66.1	E66.0	E66.0	E66.01	E66.09	E66.0	E66.0	E66.0	E66.0	E66.01	E66.09	E66.09
Complicated	Use an additional code to identify type of obesity (E66.-). Use as additional code to identify body mass index (BMI), if known (Z68.-). For code E66.1, use an additional code to identify drug.												
	O99.214	O99.21	O99.21	O99.215									
	6th character meaning as indicated: 0 Unspecified, 1 First trimester, 2 Second trimester, 3 Third trimester												

<b>Osteoarthritis</b>													
	Primary						Secondary						
Primary	M15.0	---	---	---	---	---	M15.0	M16.0	M17.0	---	---	---	M15.9
Bilateral	---	---	---	---	---	---	---	---	---	---	---	---	---
Unilateral	---	M19.011, 1.2, 1.3	M19.021, 1.2, 1.3	M19.031, 1.2, 1.3	M19.041, 1.2, 1.3	M19.09	M16.101, 1.2, 1.3	M17.101, 1.2, 1.3	M19.071, 1.2, 1.3	---	---	---	---
Primary (H/O Hypo)	---	---	---	---	---	---	---	---	---	---	---	---	---
Bilateral	---	---	---	---	---	---	---	M16.2	---	---	---	---	M16.2
Unilateral	---	---	---	---	---	---	---	M16.301, 1.2, 1.3	---	---	---	---	M16.301, 1.2, 1.3
Post-traumatic	---	---	---	---	---	---	---	---	---	---	---	---	M19.92
Bilateral	---	---	---	---	---	---	M18.2	M16.4	M17.2	---	---	---	---
Unilateral	---	M19.111, 1.2, 1.3	M19.121, 1.2, 1.3	M19.131, 1.2, 1.3	M19.141, 1.2, 1.3	M18.301, 1.2, 1.3	M16.501, 1.2, 1.3	M17.301, 1.2, 1.3	M19.171, 1.2, 1.3	---	---	---	---
Acquired	---	---	---	---	---	---	---	---	---	---	---	---	M19.93
Bilateral	---	---	---	---	---	---	M18.4	M16.6	M17.4	---	---	---	---
Unilateral	---	M19.211, 1.2, 1.3	M19.221, 1.2, 1.3	M19.231, 1.2, 1.3	M19.241, 1.2, 1.3	M18.501, 1.2, 1.3	M16.7	M17.5	M19.271, 1.2, 1.3	---	---	---	---
Unspecified NOS	M15.9	---	---	---	---	---	---	---	M17.9	---	---	---	M19.98
	6th character meaning as indicated: 0 Unspecified, 1 Right, 2 Left, 9 Unspecified												

<b>Otitis</b>													
	Chronic NOS						In diseases class elsewhere						
Chronic NOS	H68.60, 1.2, 3												
In diseases class elsewhere	H62.40, 1.2, 3												
Infective	H68.70, 1.2, 3; H68.710, 1.2, 3; H68.720, 1.2, 3; H68.730, 1.2, 3; H68.740, 1.2, 3; H68.750, 1.2, 3; H68.760, 1.2, 3; H68.770, 1.2, 3; H68.780, 1.2, 3; H68.790, 1.2, 3												
Malignant	H68.20, 1.2, 3												

©2013 Optuminsight, Inc.

Fig. 8

<b>Otitis (Continued)</b>											
	0	1	2	3	4	5	6	7	8	9	10
<b>Noninfective</b>											
<b>Acute</b>		H60.51(1,2,3)	H60.52(1,2,3)	H60.53(1,2,3)	H60.54(1,2,3)	H60.55(1,2,3)	H60.56(1,2,3)	H60.57(1,2,3)	H60.58(1,2,3)	H60.59(1,2,3)	
<b>Other</b>	H60.8X(1,2,3)										
<b>Unspecified</b>	H60.9(1,2,3)										
<b>Discharge</b>											
<b>Acute</b>									H65.0(1,2,3)	H65.0(4,5,6,7)	
<b>Nonsuppurative</b>		H65.1(1,2,3)	H65.1(4,5,6,7)			H65.1(8,9)	H65.1(10)				
<b>Suppur w/ear drum rupt</b>	H65.01(1,2,3)								H65.01(4,5,6,7)		
<b>Suppur w/o ear drum rupt</b>	H65.08(1,2,3)								H65.08(4,5,6,7)		
<b>Chronic</b>						H65.3(1,2,3)			H65.2(4,5,6,7)		
<b>Atticoentral</b>	H66.2(1,2,3)										
<b>Nonsuppurative</b>		H65.4(1,2,3)									
<b>Suppurative</b>						H65.4(4,5,6,7)					
<b>Tubotympanic</b>	H66.1(1,2,3)										
<b>Unspecified</b>	H66.9(1,2,3)										
<b>Nonsuppurative</b>	H65.9(1,2,3)										
<b>Suppurative</b>	H66.4(1,2,3)										
<b>5th and 6th character as indicated: 0 or 9 Unsp 1 or 4 Right 2 or 5 Left 3 or 6 Bilateral</b>											
<b>Pain</b>											
<b>Abdominal</b>											
<b>Pain</b>	R10.0	R10.10	R10.30	R10.11	R10.12	R10.31	R10.32	R10.13	R10.34	R10.35	R10.2
<b>Tenderness</b>	R10.819	---	---	R10.811	R10.812	R10.813	R10.814	R10.815	R10.817	R10.819	---
<b>Rebound Tenderness</b>	R10.829	---	---	R10.821	R10.822	R10.823	R10.824	R10.826	R10.827	R10.829	---
<b>Acute Abdomen</b>	R10.2	---	---	---	---	---	---	---	---	---	---
<b>Colic</b>	R10.83	---	---	---	---	---	---	---	---	---	---
<b>Head</b>											
<b>Acute</b>	G89.11	G89.2	G89.18	G89.12							
<b>Chronic</b>	M54.2	M54.6	M54.14	M54.5	M54.4(1,2)	M53.3	M54.9				
<b>Radicular</b>	M54.10	M54.11	M54.12	M54.13	M54.14	M54.15	M54.16	M54.17	M54.18		
<i>Note: If specified as due to a disc disorder or spondylosis, report to the specified disease rather than M54.1-</i>											
<b>Sciatica Unspecified</b>	M54.3(1,2)										
<b>5th character meaning as indicated: 0 Unspecified 1 Right 2 Left</b>											
<b>Throat</b>											
<b>Acute</b>	R07.09	R07.0	R07.02	R07.09	R07.09	R07.1	R07.01	R07.2	R07.09	R07.09	R07.9
<b>Chronic</b>	G89.4	G89.21	G89.3	G89.78	G89.27	G89.29					
<b>Unspecified</b>	M25.50										
<b>Lower Extremity</b>	M25.57(1,2)	M25.57(1,2)	M25.55(1,2)	M25.56(1,2)	M25.57(1,2)	M53.3	M25.57(1,2)				
<b>Upper Extremity</b>	M25.51(1,2)	M25.52(1,2)	M25.53(1,2)	M25.54(1,2)	M25.55(1,2)	M25.56(1,2)	M25.57(1,2)				
<b>5th character meaning as indicated: 0 or 6 Unspecified 1 or 4 Right 2 or 5 Left</b>											
<b>Pubic Femoral</b>	R18.2										

©2013 OptumInsight, Inc.

Fig. 9

Pancytopenia														
ICD-9-CM	ICD-10-CM	ICD-9-CM	ICD-10-CM	ICD-9-CM	ICD-10-CM	ICD-9-CM	ICD-10-CM	ICD-9-CM	ICD-10-CM	ICD-9-CM	ICD-10-CM	ICD-9-CM		
D61.810	D61.810	D61.810	D61.810	D61.811	D61.815									
Pharyngitis														
Nasopharyngitis	J02.9	J31.2	J00.2	J31.2	J31.2	J02.9	J02.0	J02.8						
Allopharyngitis	J00	J31.1					J00							
w/ influenza—see Influenza	J09	J31.1												
Pneumonia														
Pneumonia	J18.0	J18.1	J18.2	J18.9	J19.5	J14	J15.0	J18.242	J15.211	J15.1	J15	J12.9	J18.8	J18.9
Aspiration	J15.9	J69.0	J69.0	J69.0	J69.0	J69.1	J69.8	J12.9	J69.0	J69.0	J69.0	J69.0	J69.0	J69.0
Newborn/Neonate		P24.31	P24.31	P24.31			P24.81						P24.81	
w/ influenza—see Influenza														
Rhinitis														
Rhinitis	J60	J31.0	J00	J00	J00	A52.73	A15.8	J30.8						
Allergic	J30.9	J30.5	J30.1	J30.1	J30.89	J30.89	J30.2	J30.89						
w/ Asthma—see Asthma														
w/ Sore Throat—see Nasopharyngitis Under Pharyngitis														
Sinusitis														
Acute	J01.90	J01.20	J01.10	J01.00	J01.30	J01.40	J01.80							
Recurrent	J01.91	J01.21	J01.11	J01.01	J01.31	J01.41	J01.81							
Allergic—see Allergic Rhinitis														
Chronic, NOS	J02.0	J02.2	J02.1	J02.0	J02.3	J02.4	J02.8							
Allergic Rhinitis	J30.1													
Polyps	A15.8													
Spondylitis														
M43.02	M43.03	M43.06	M43.07	M43.01	M43.08	M43.04	M43.05	M43.00						
Symptoms														
Headache	R52.1	R19.5												
Malaise	R53.02	R45.8	R59.01	R59.09	R59.00									
Drug induced—see Table of Drugs and Chemicals														
Cough	R04.2	R05	R45.8	R45.8	R45.8	J41.8	R05							
Bronchial w/ Flu or Gripe—see Influenza														
Chills														
GI Organism	A04.9	A04.7	A04.4	A04.8	A07.9	A05.4								
Other	K52.89	K52.9	A09	K52.1	A09	R45.8	R01.1	R51.89	R45.8	R19.7				
Dizziness	R44.89	R45.8	R42											
Optic	R42.8	R30.0												

© 2013 OptumInsight, Inc.

Fig. 10

Symptoms (Continued)											
	ICD-9-CM	ICD-9-CM	ICD-9-CM	ICD-9-CM	ICD-9-CM	ICD-9-CM	ICD-9-CM	ICD-9-CM	ICD-9-CM	ICD-9-CM	ICD-9-CM
Fatigue	R53.82	I43.0	R53.83	T67.6	M62.89	F48.8	R53.83				
Headache	R53.81										
Nausea	R11.2	R11.0									
Somnolence, Fatigue, Head System	R00.1	R55	G98.01	T17.1	R88.8	R55	R55	R55	R55	R55	
Vertigo	R02.0	G43.A0	G43.A1	F58.8	G43.A1	R91.0	R31.89	F59.8	R11.2	R11.2	R11.11
<b>Tobacco Use Disorder</b>											
"Smoker"	F17.219	F17.211	F17.218	F17.213	F17.210						
Tobacco/Alcohol Dependence											
Cigarettes	F17.219	F17.211	F17.218	F17.213	F17.210						
Chewing Tobacco	F17.229	F17.221	F17.228	F17.223	F17.220						
Other Product	F17.299	F17.291	F17.298	F17.293	F17.290						
Unspec Product	F17.299	F17.291	F17.298	F17.293	F17.290						
Tobacco Use	Z72.0										
History of Tobacco Use	Z87.891										
Exp to Frivolous Smoker	Z77.22										
Exp to Serious Smoker	Z57.31										
<b>Thrombocytopenia</b>											
	D69.42	D69.59	D69.3	D75.82	D69.51	D69.49	D69.3	D69.59	D69.6		
Note: For code D69.42, code the congenital or hereditary disorder first.											
<b>Tonsillitis</b>											
	J03.90	J03.01	J03.01	J03.90	J03.00	J03.90	J03.90	J03.90	J03.90		
w/ Adenoiditis	---	J03.03	J03.03	---	---	---	---	---	J03.03		
Recurrent	J03.91	---	---	J03.81	J03.01	J03.81	J03.81	J03.81	J03.91		
<b>Ulcer</b>											
	K26.4	K26.5	K26.6	K26.9							
Acute	K26.0	K26.1	K26.2	K26.3							
Chronic	K26.4	K26.5	K26.6	K26.7							
	K22.10	K21.0	K22.10	K22.10	K22.10	K22.10	K22.10	K22.10	K22.10		
w/ Bleeding	K22.11	---	K22.11	K22.11	K22.11	K22.11	K22.11	K22.11	K22.11		
	K28.4	K28.5	K28.6	K28.9							
Acute	K28.0	K28.1	K28.2	K28.3							
Chronic	K28.4	K28.5	K28.6	K28.7							
Peptic	K27.4	K27.5	K27.6	K27.9							
Acute	K27.0	K27.1	K27.2	K27.3							
Chronic	K27.4	K27.5	K27.6	K27.7							
Stomach	K25.4	K25.5	K25.6	K25.9							
Acute	K25.0	K25.1	K25.2	K25.3							
Chronic	K25.4	K25.5	K25.6	K25.7							

©2013 OptumInsight, Inc.

Fig. 11

Ulcer (Continued)													
Site	1st Character	2nd Character	3rd Character	4th Character	5th Character	6th Character	7th Character	8th Character	9th Character				
Back	L98.424	L98.422	L98.423	L98.421	L98.425	L98.427	L98.429						
Buttock	L98.414	L98.412	L98.413	L98.411	L98.415	L98.417	L98.419						
Lower Limb—see Ulcer, Lower Limb													
Other Specified Site	L98.494	L98.492	L98.493	L98.491	L98.495	L98.497	L98.499						
Procedures/Operations													
Stage 1	L89.501.1.1	L89.101.1.2.1.01	L89.301.1.1	L89.151	L89.41	L89.001.1.1	L89.811						
Stage 2	L89.501.1.2	L89.101.1.2.1.02	L89.301.1.2	L89.152	L89.42	L89.001.1.2	L89.812						
Stage 3	L89.501.1.3	L89.101.1.2.1.03	L89.301.1.3	L89.153	L89.43	L89.001.1.3	L89.813						
Stage 4	L89.501.1.4	L89.101.1.2.1.04	L89.301.1.4	L89.154	L89.44	L89.001.1.4	L89.814						
Unspecified Stage	L89.501.1.9	L89.101.1.2.1.9	L89.301.1.9	L89.159	L89.49	L89.001.1.9	L89.819						
Unstageable	L89.501.1.8	L89.101.1.2.1.8	L89.301.1.8	L89.158	L89.48	L89.001.1.8	L89.818						
Procedures/Operations													
Stage 1	L89.811	L89.601.1.1	L89.201.1.1	L89.151	L89.591	L89.91							
Stage 2	L89.812	L89.601.1.2	L89.201.1.2	L89.152	L89.592	L89.92							
Stage 3	L89.813	L89.601.1.3	L89.201.1.3	L89.153	L89.593	L89.93							
Stage 4	L89.814	L89.601.1.4	L89.201.1.4	L89.154	L89.594	L89.94							
Unspecified Stage	L89.819	L89.601.1.9	L89.201.1.9	L89.159	L89.599	L89.99							
Unstageable	L89.818	L89.601.1.8	L89.201.1.8	L89.158	L89.598	L89.98							
5th character as indicated: 0 Unsp. 1 Right/right upper 2 Left/left upper 3 Right lower 4 Left lower													
Laceration													
w/ Bone Necrosis	L97.301.1.4	L97.201.1.74	L97.501.1.4	L97.401.1.4	L97.801.1.4	L97.901.1.4	L97.401.1.74	L97.501.1.4	L97.801.1.4				
w/ Exposed Fat Layer	L97.301.1.2	L97.201.1.72	L97.501.1.2	L97.401.1.2	L97.801.1.2	L97.901.1.2	L97.401.1.72	L97.501.1.2	L97.801.1.2				
w/ Muscle Necrosis	L97.301.1.3	L97.201.1.73	L97.501.1.3	L97.401.1.3	L97.801.1.3	L97.901.1.3	L97.401.1.73	L97.501.1.3	L97.801.1.3				
w/ Skin Breakdown	L97.301.1.1	L97.201.1.71	L97.501.1.1	L97.401.1.1	L97.801.1.1	L97.901.1.1	L97.401.1.71	L97.501.1.1	L97.801.1.1				
5th character as indicated: 0 Unspecified 1 Right 2 Left													
Urinary Tract Infection													
Upper Urinary Tract	N59.0												
Bladder (Cystitis)	N59.00.1	N59.20.1	N59.10.1	N59.40.1	N59.50.1	N59.10.1	N59.80.1	N59.90.1	N59.00.1				
5th character meaning as indicated: 0 w/o hematuria 1 w/ hematuria													
Kidney	N59.1												
Ureter (Urethritis)	N59.89												
Examination													
Arthrocentesis	Z02.0	Z02.2	Z02.83	Z02.71	Z02.4	Z02.5	Z02.5	Z02.1	Z02.3	Z02.89			
For code Z02.83, code also findings of ETOH or drugs (R78.-) and ETOH level (Y98.-) and dependence, abuse or use (F10.-) where applicable.													
General	Z00.00	Z00.110	Z00.111	Z00.121	Z00.70	Z00.70	Z00.70	Z00.70	Z00.70				
w/ Abnormal Findings	Z00.01			Z00.129	Z00.71								
Note: Use an additional code to identify any abnormal findings.													
Procedures	Z01.810	Z01.891	Z01.812	Z01.810									
Screening, General	Z13.0	Z13.4	Z13.818	Z13.811	Z13.818	Z11.0	Z13.220	Z13.228	Z13.21	Z13.89	Z13.9		
Screening, male neoplasms	Z12.6	Z12.89	Z12.39	Z12.4	Z12.11	Z12.10	Z12.2	Z12.5	Z12.12	Z12.13	Z12.83	Z12.89	Z12.9

©2013 OptumInsight, Inc.

Fig. 12