



US00D746867S

(12) **United States Design Patent**  
**Torres et al.**

(10) **Patent No.:** **US D746,867 S**  
(45) **Date of Patent:** **\*\* \*Jan. 5, 2016**

- (54) **DISPLAY SCREEN WITH ICON**
- (71) Applicant: **Microsoft Corporation**, Redmond, WA (US)
- (72) Inventors: **Ramiro Torres**, Seattle, WA (US); **Michael I. Guss**, Seattle, WA (US); **Alex Anthony Tursi**, Seattle, WA (US); **Silas Varga**, Seattle, WA (US)
- (73) Assignee: **Microsoft Corporation**, Redmond, WA (US)
- (\*) Notice: This patent is subject to a terminal disclaimer.
- (\*\*) Term: **14 Years**
- (21) Appl. No.: **29/473,407**
- (22) Filed: **Nov. 21, 2013**
- (51) **LOC (10) Cl.** ..... **14-04**
- (52) **U.S. Cl.**  
USPC ..... **D14/495**
- (58) **Field of Classification Search**  
USPC ..... D14/485–495; 715/835, 836, 837, 840, 715/846, 847, 976, 977  
CPC ... G06F 3/048; G06F 3/0481; G06F 3/04817; G06F 3/0482  
See application file for complete search history.

- D613,758 S 4/2010 Barcheck et al.
- D633,524 S 3/2011 Trabona et al.
- D650,803 S \* 12/2011 Impas et al. .... D14/495
- D650,808 S \* 12/2011 Vieggers et al. .... D14/495
- D660,865 S \* 5/2012 Brandel ..... D14/486
- D667,459 S \* 9/2012 Phelan ..... D14/495
- D687,465 S \* 8/2013 Ahn et al. .... D14/495
- D706,825 S \* 6/2014 Rhee et al. .... D14/490
- D715,325 S \* 10/2014 Phelan ..... D14/495
- 2010/0077347 A1 \* 3/2010 Kirtane et al. .... 715/803
- 2013/0219310 A1 \* 8/2013 Lee et al. .... 715/764
- 2013/0268893 A1 \* 10/2013 Maeda ..... 715/835

\* cited by examiner

*Primary Examiner* — Angela J Lee

(74) *Attorney, Agent, or Firm* — Banner & Witcoff, Ltd.

(57) **CLAIM**

The ornamental design for a display screen with icon, as shown and described.

**DESCRIPTION**


FIG. 1 is a front view of a display screen with icon showing our new design;  
 FIG. 2 is a front view of a display screen with icon showing an alternative embodiment of our new design;  
 FIG. 3 is a front view of an alternate embodiment of the display screen with icon of FIG. 1;  
 FIG. 4 is a front view of an alternative embodiment of the display screen with icon of FIG. 2;  
 FIG. 5 is a front view of the display screen with icon of FIG. 1 shown on a device; and,  
 FIG. 6 is a front view of the display screen with icon of FIG. 2 shown on a device.  
 The broken line showing of the remainder of the user interface and the remainder of the display screen is for environmental purposes only and forms no part of the claimed design.

**1 Claim, 6 Drawing Sheets**

(56) **References Cited**

U.S. PATENT DOCUMENTS

- D576,214 S \* 9/2008 Vernondier et al. .... D20/31
- D593,129 S 5/2009 Danton
- D611,497 S 3/2010 Akiyoshi et al.
- D613,757 S 4/2010 Barcheck et al.






FIGURE 1






FIGURE 3




FIGURE 4

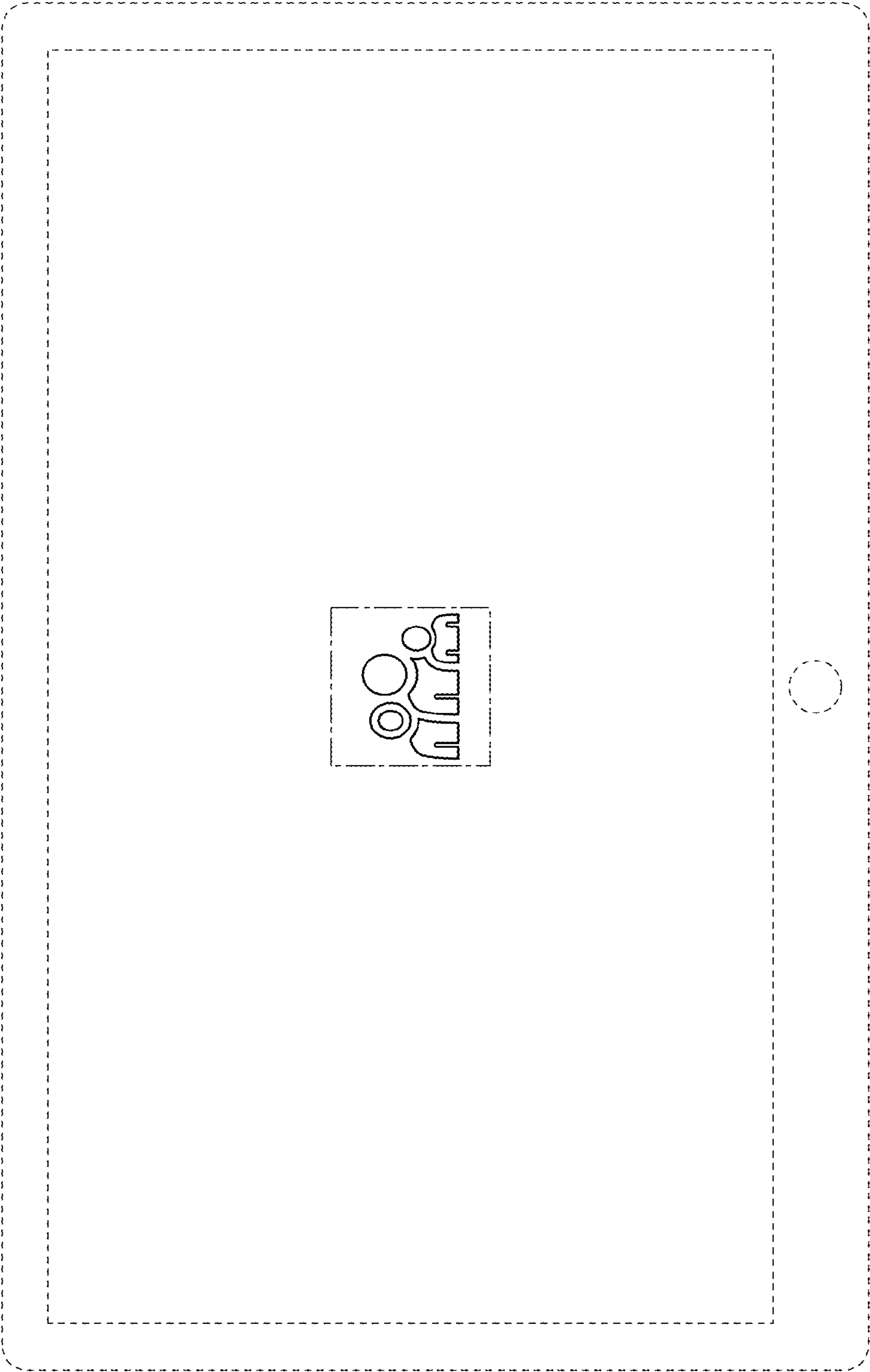


FIGURE 5

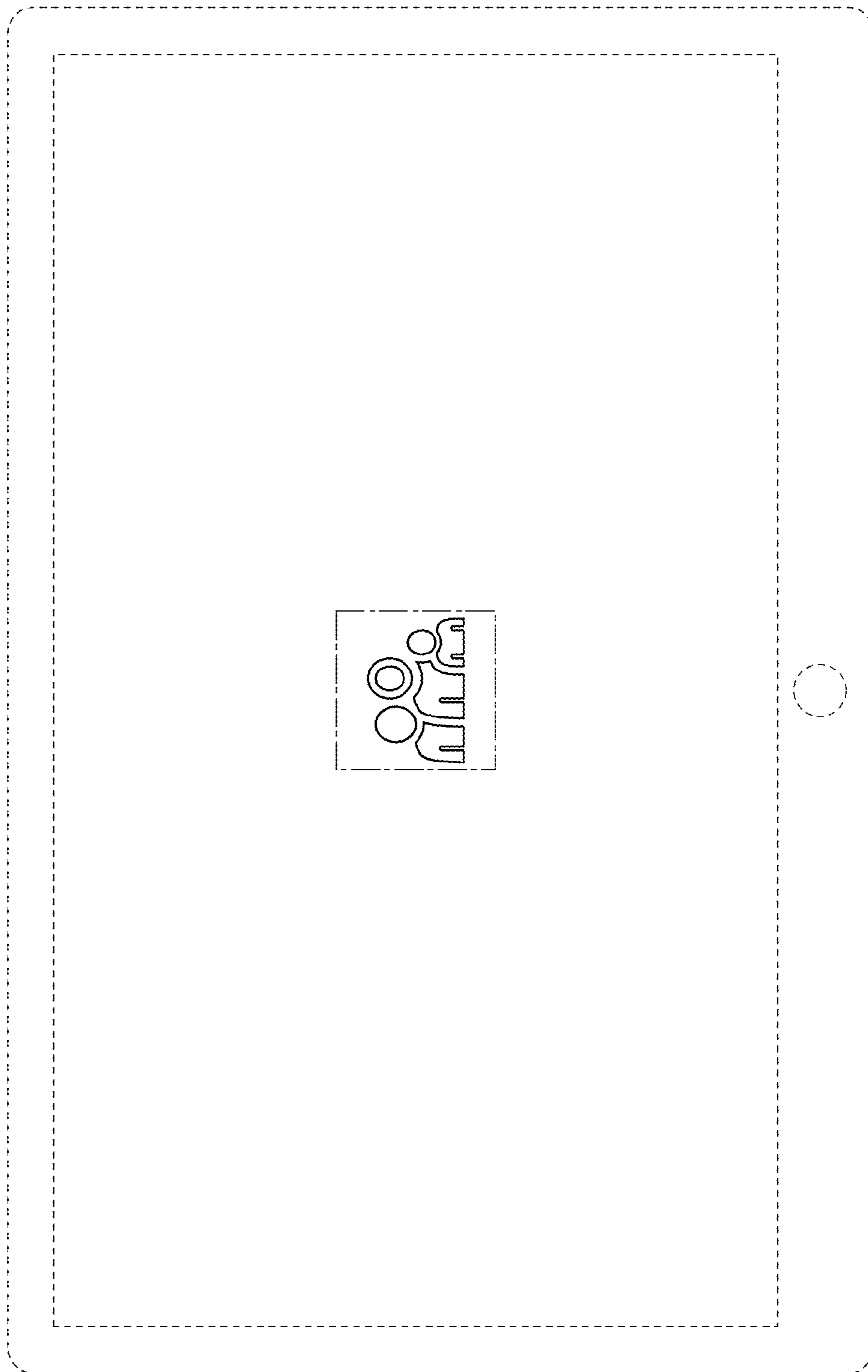


FIGURE 6