

US00D746837S

(12) **United States Design Patent**
Guesnon, Jr.

(10) **Patent No.:** **US D746,837 S**
(45) **Date of Patent:** **** Jan. 5, 2016**

(54) **DISPLAY SCREEN OR PORTION THEREOF WITH GRAPHICAL USER INTERFACE**

(71) Applicant: **Thales Avionics, Inc.**, Irvine, CA (US)

(72) Inventor: **Andrew A. Guesnon, Jr.**, Anaheim Hills, CA (US)

(73) Assignee: **Thales Avionics, Inc.**, Irvine, CA (US)

(**) Term: **14 Years**

(21) Appl. No.: **29/451,658**

(22) Filed: **Apr. 5, 2013**

(51) **LOC (10) Cl.** **14-04**

(52) **U.S. Cl.**
USPC **D14/486**

(58) **Field of Classification Search**
USPC D14/485-495; 715/700-978
CPC G06F 3/048
See application file for complete search history.

(56) **References Cited**

U.S. PATENT DOCUMENTS

5,428,733	A *	6/1995	Carr	715/809
5,808,611	A *	9/1998	Johnson et al.	715/804
5,818,449	A *	10/1998	Myers	715/803
D570,369	S *	6/2008	Fletcher	D14/489
D619,616	S *	7/2010	Esterly et al.	D14/492
7,870,487	B2 *	1/2011	Bauman et al.	715/704
D646,298	S *	10/2011	McLaughlin et al.	D14/489
D650,797	S *	12/2011	Jang et al.	D14/492

D655,712	S	3/2012	Ray et al.	
D658,672	S	5/2012	Ray et al.	
D662,946	S *	7/2012	Steele et al.	D14/492
D664,970	S	8/2012	Ray et al.	
D670,739	S *	11/2012	Phelan	D14/495
8,359,547	B2 *	1/2013	Akifusa et al.	715/833
2002/0109736	A1 *	8/2002	Chailleux	345/856
2003/0052908	A1 *	3/2003	Katz et al.	345/704
2006/0085758	A1 *	4/2006	Backus	715/772
2008/0016461	A1 *	1/2008	Hoblit	715/788
2010/0262924	A1 *	10/2010	Kalu	715/753
2011/0246944	A1 *	10/2011	Byrne et al.	715/835
2012/0198355	A1 *	8/2012	Lau et al.	715/752

* cited by examiner

Primary Examiner — Ian Simmons

Assistant Examiner — Richelle G Shelton

(74) *Attorney, Agent, or Firm* — Myers Bigel Sibley & Sajovec, PA

(57) **CLAIM**

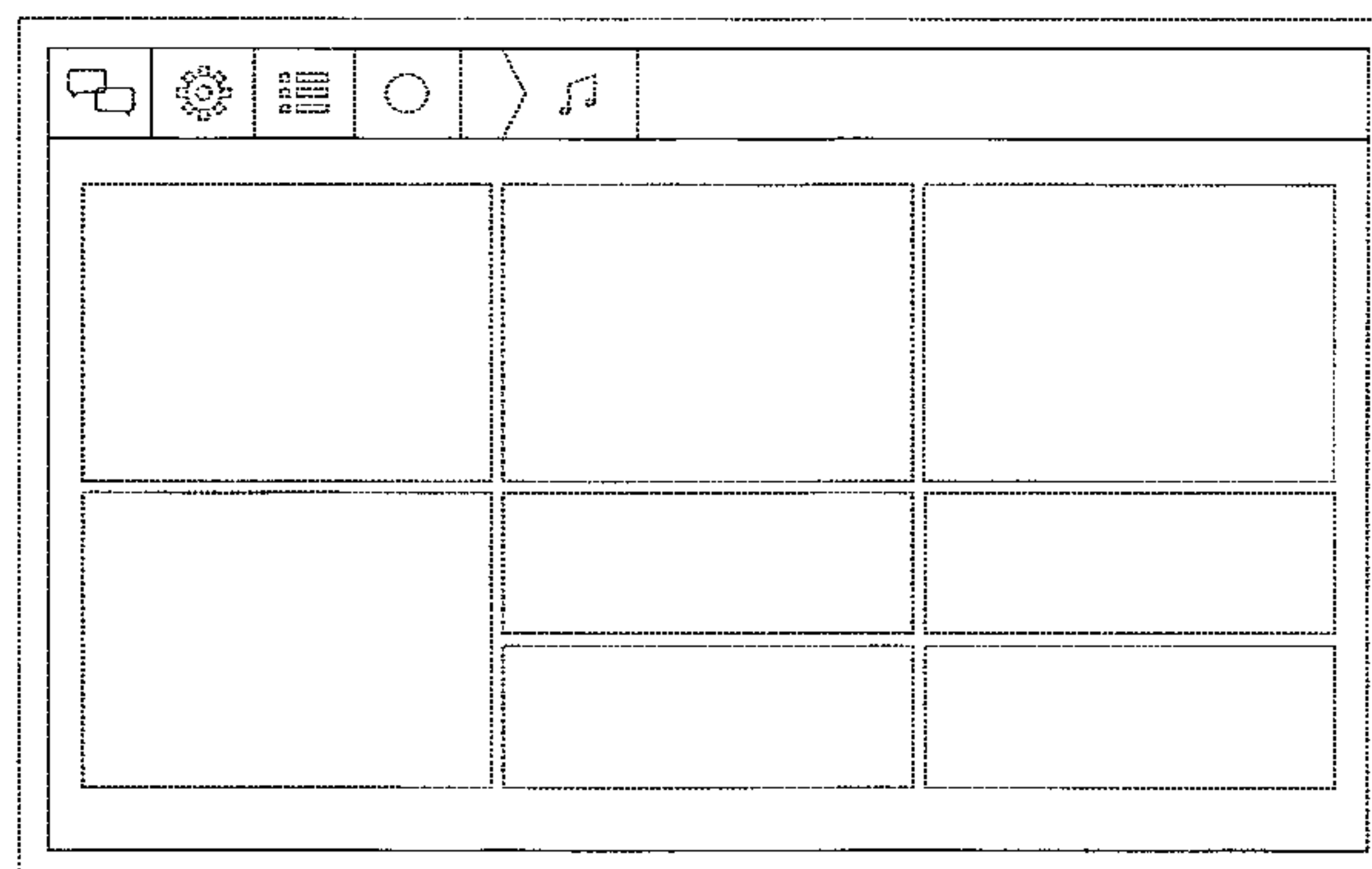
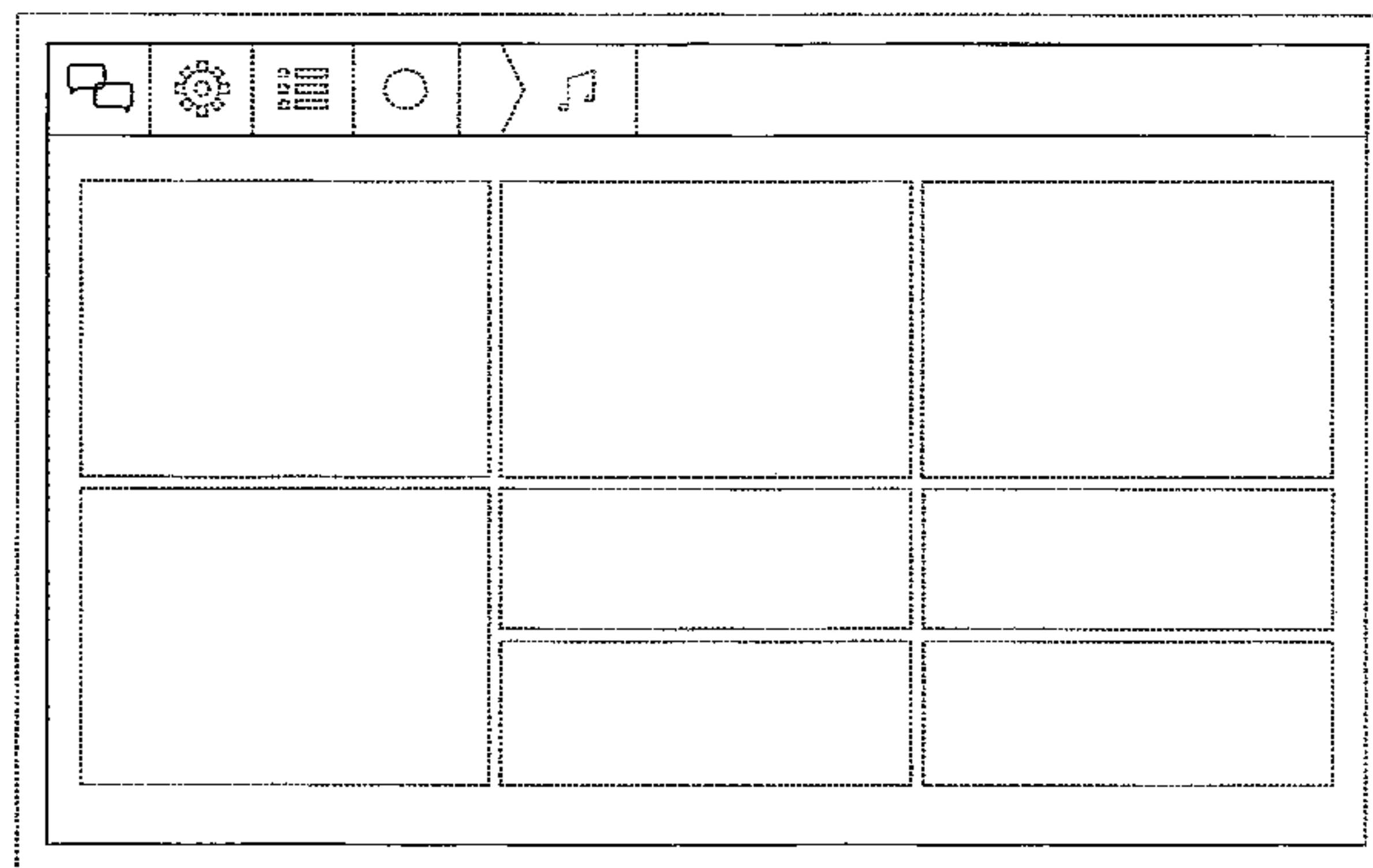
The ornamental design for a display screen or portion thereof with graphical user interface, as shown and described.

DESCRIPTION

FIG. 1 is a front view of the display screen or portion thereof with graphical user interface showing the design; and, FIG. 2 is a front view of another embodiment of the display screen or portion thereof with graphical user interface showing the design.

The broken lines showing the remainder of the graphical user interface and display screen form no part of the claimed design.

1 Claim, 2 Drawing Sheets






FIG. 1




FIG. 2