



US00D746819S

(12) **United States Design Patent**
Feiz et al.

(10) **Patent No.:** **US D746,819 S**
(45) **Date of Patent:** **** Jan. 5, 2016**

(54) **UNIVERSAL INPUT DEVICE**

(71) Applicant: **Logitech Europe S.A.**, Lausanne (CH)

(72) Inventors: **Khodayar Feiz**, Amsterdam (NL);
Johan van Hengel, Rotterdam (NL);
Charlotte Coster, The Hague (NL);
Jerry Thong, The Hague (NL); **Marten Helwig**, Bern (CH)

(73) Assignee: **Logitech Europe S.A.**, Lausanne (CH)

(**) Term: **14 Years**

(21) Appl. No.: **29/501,214**

(22) Filed: **Sep. 2, 2014**

(51) **LOC (10) Cl.** **14-02**

(52) **U.S. Cl.**
USPC **D14/392**

(58) **Field of Classification Search**
USPC D14/240, 138, 318, 341, 391-399, 443,
D14/455, 456; D18/1, 2, 7, 11; 178/17 A,
178/17 C; 200/5 A, 5 R, 6 A, 6 R; 235/145 A,
235/145 R; 341/20-23; 345/156, 160, 168,
345/169, 173; 361/679.08, 679.09,
361/679.11-679.19; 400/484-489, 492,
400/472
CPC G06F 1/16; G06F 1/1616; G06F 1/162;
G06F 1/1601; G06F 1/1626; G09B 13/04;
H03M 11/00; H03K 17/94; H05K 5/00;
H01H 3/125; H01H 13/705
See application file for complete search history.

(56) **References Cited**

U.S. PATENT DOCUMENTS

D601,148 S *	9/2009	Akita	D14/391
D643,037 S *	8/2011	Liang	D14/391
D682,832 S *	5/2013	Smith et al.	D14/391
D688,242 S *	8/2013	Smith et al.	D14/391

* cited by examiner

Primary Examiner — Freda S Nunn

(74) *Attorney, Agent, or Firm* — Kilpatrick Townsend & Stockton LLP

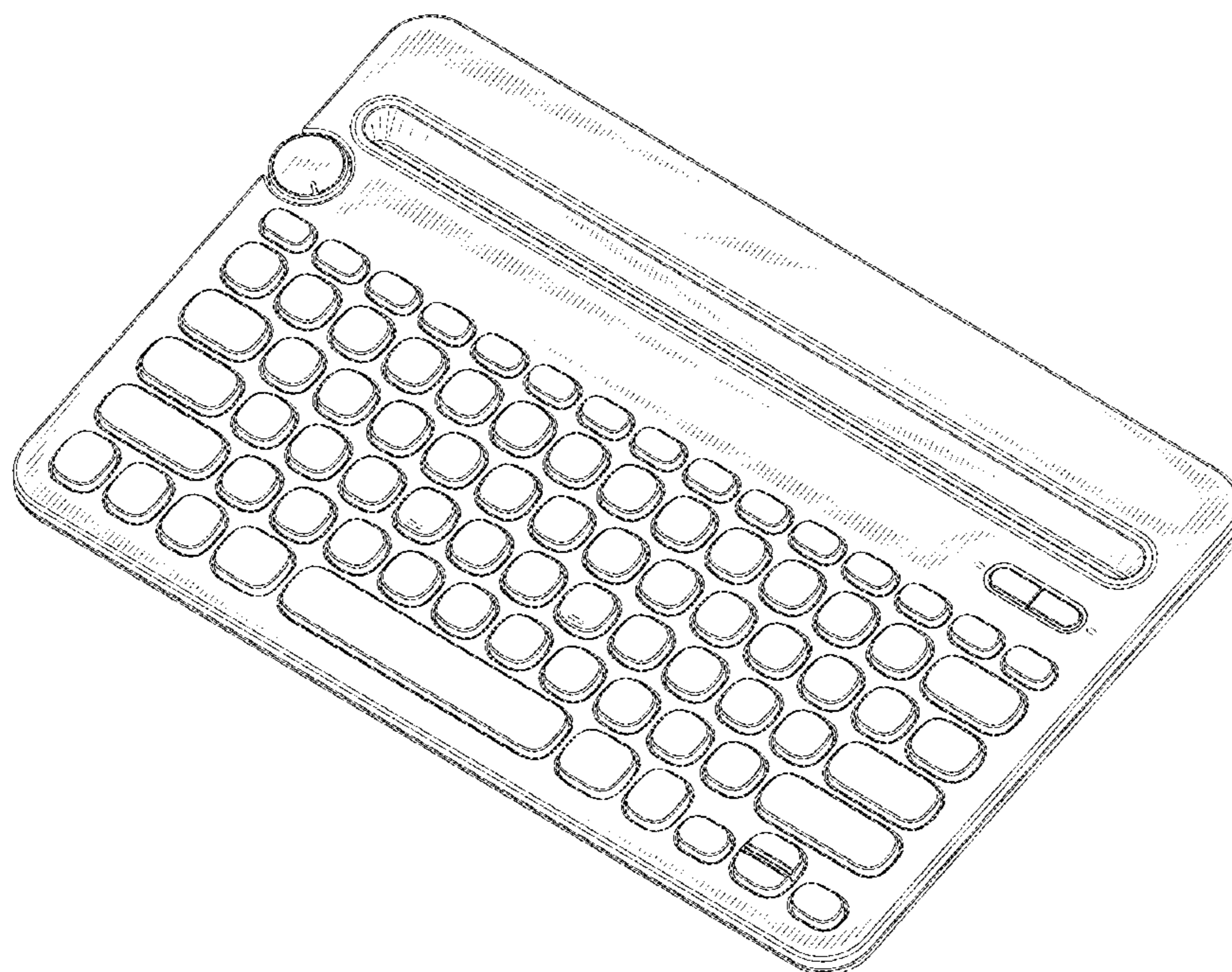
(57) **CLAIM**

The ornamental design for a universal input device, as shown and described.

DESCRIPTION

FIG. 1 is a perspective view of our universal input device showing our new design;
FIG. 2 is a top plan view thereof;
FIG. 3 is a bottom plan view thereof;
FIG. 4 is a rear elevational view thereof;
FIG. 5 is a front elevational view thereof;
FIG. 6 is a left side elevational view thereof; and,
FIG. 7 is a right side elevational view thereof.
The perspective view is not drawn to scale. Broken lines shown in the drawings form no part of the claimed design.

1 Claim, 5 Drawing Sheets



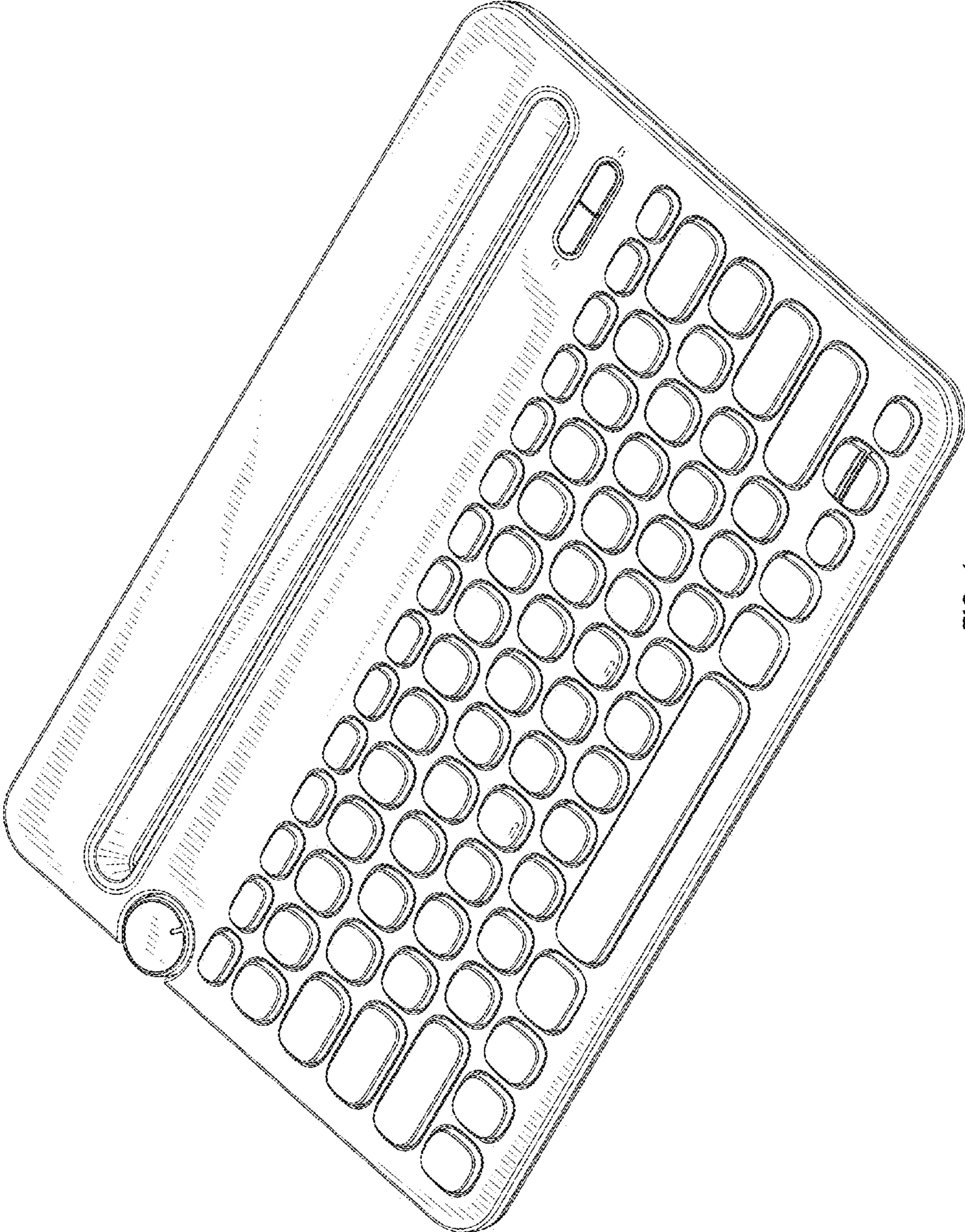


FIG. 1

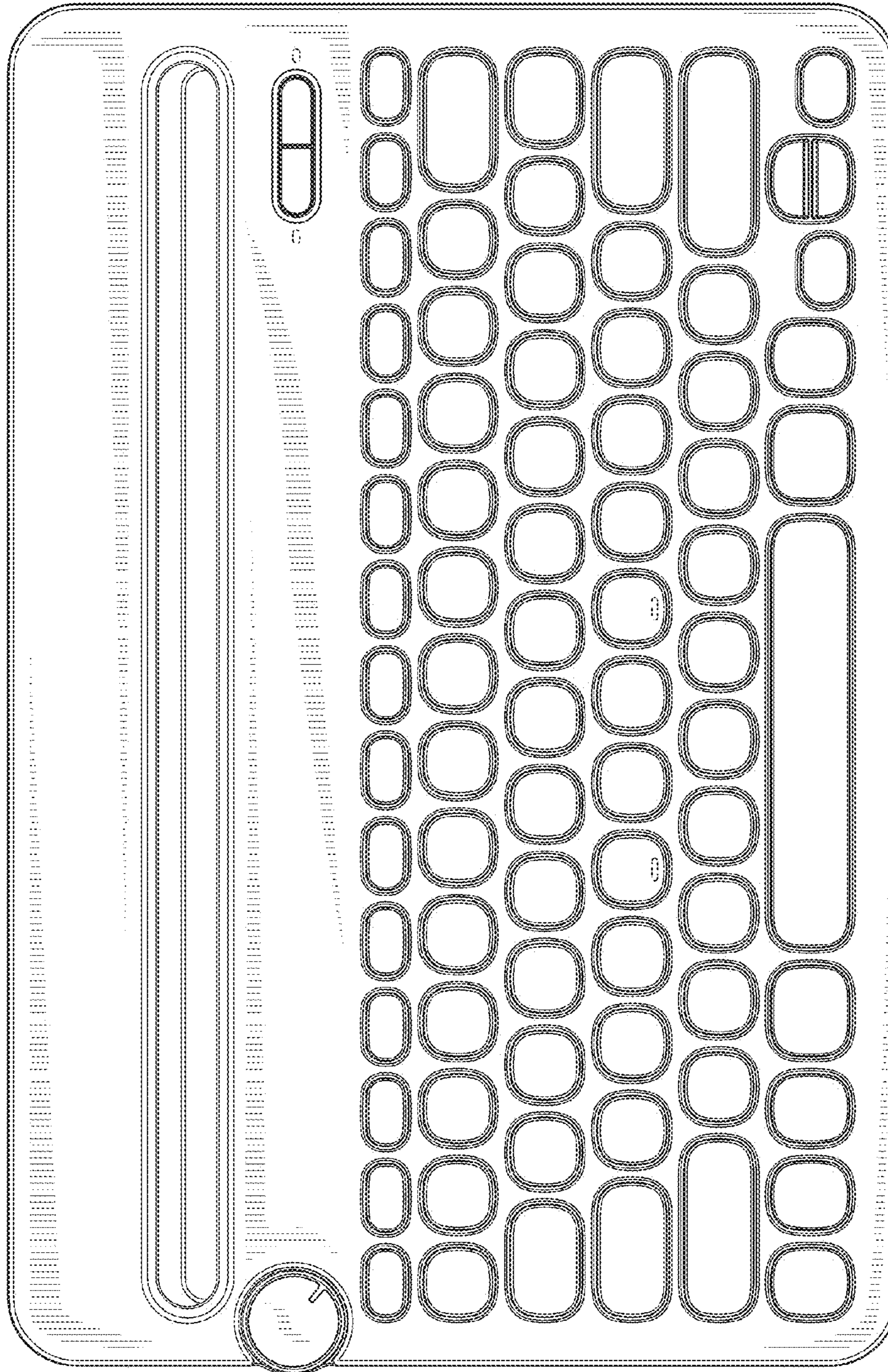


FIG. 2

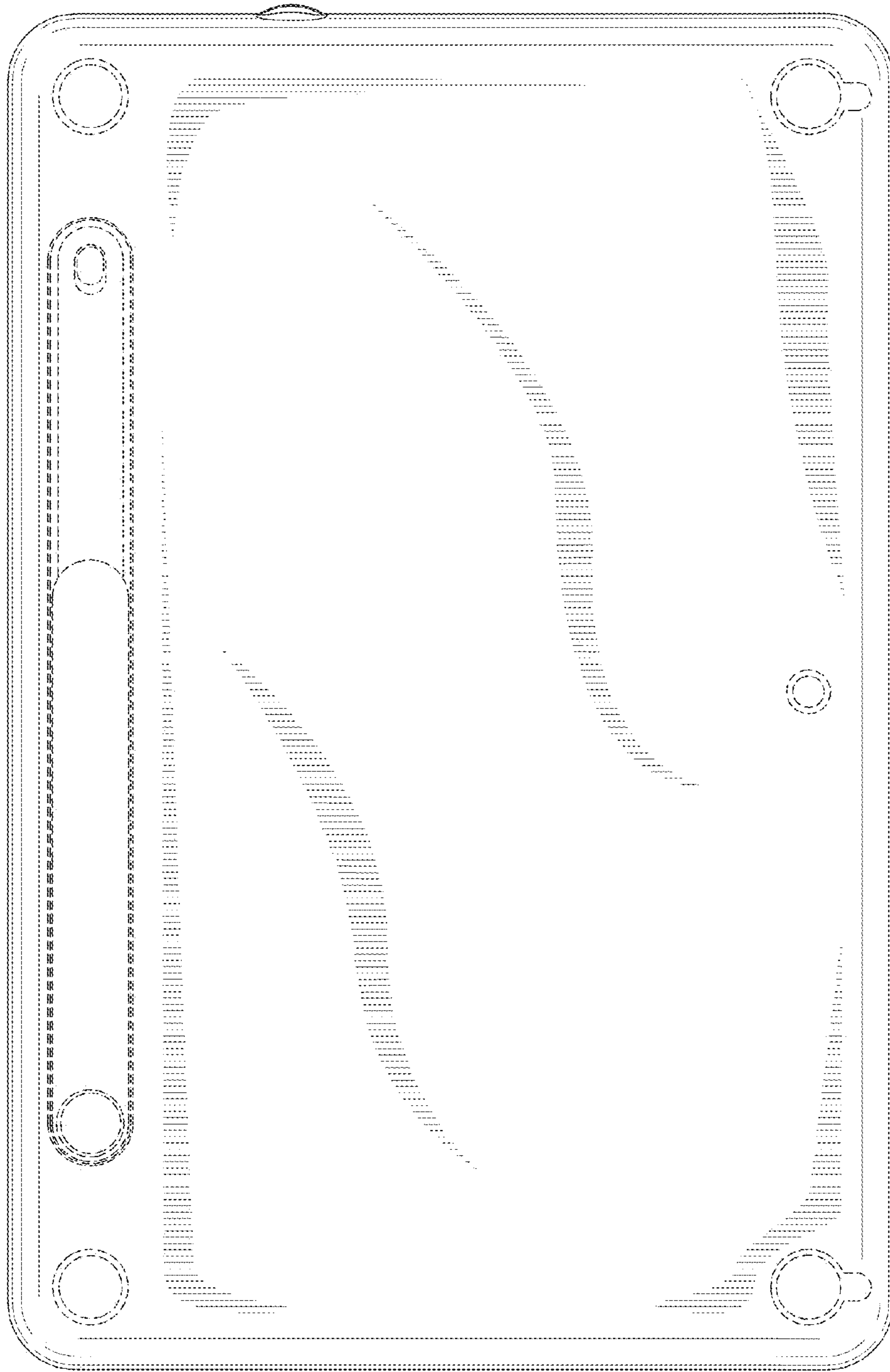


FIG. 3




FIG. 4




FIG. 5

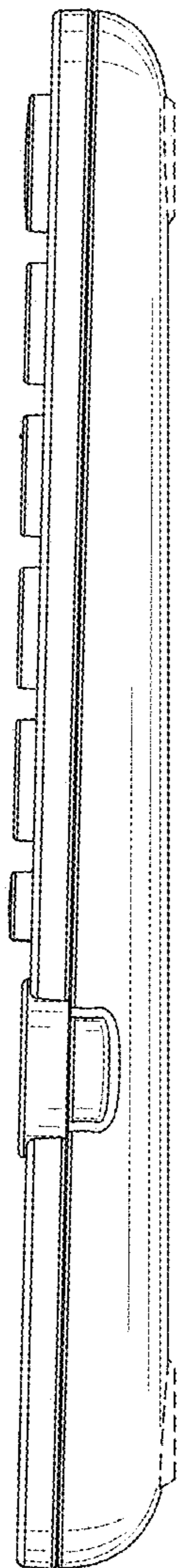


FIG. 6

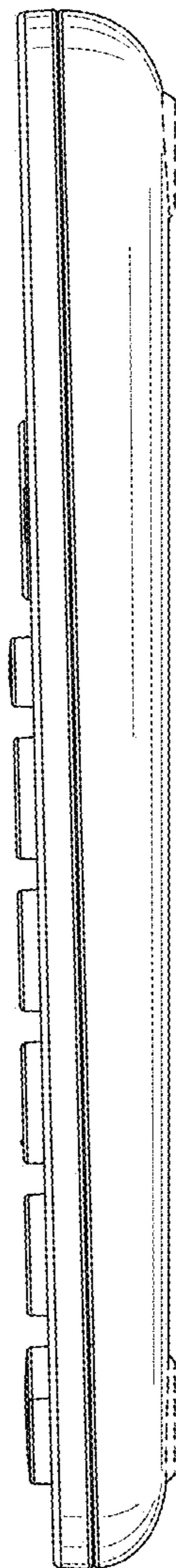


FIG. 7