



US00D746814S

(12) **United States Design Patent**
Wu et al.

(10) **Patent No.:** **US D746,814 S**
(45) **Date of Patent:** **** Jan. 5, 2016**

- (54) **SMART WATCH**
- (71) Applicant: **Quanta Computer Inc.**, Taoyuan Shien (TW)
- (72) Inventors: **Chien-Ming Wu**, Taipei (TW);
Jung-Wen Chang, Taoyuan County (TW); **Shih-Yun Lee**, New Taipei (TW)
- (73) Assignee: **QUANTA COMPUTER INC.**, Guishan Dist., Taoyuan (TW)
- (**) Term: **14 Years**
- (21) Appl. No.: **29/450,455**
- (22) Filed: **Mar. 18, 2013**

- (30) **Foreign Application Priority Data**
Jan. 7, 2013 (TW) 102300165
- (51) **LOC (10) Cl.** **14-02**
- (52) **U.S. Cl.**
USPC **D14/344; D10/38**
- (58) **Field of Classification Search**
USPC D10/15, 28, 30-32, 38, 39, 128, 132;
D11/3, 4, 200; D14/138 R, 144, 344;
D18/4.5; D24/187; 63/9; 224/170, 219;
368/10, 69, 82 X, 276, 281-283, 316;
455/575.6; 600/595
CPC A44C 5/00; G04B 37/0008
See application file for complete search history.

- (56) **References Cited**
U.S. PATENT DOCUMENTS
D383,985 S * 9/1997 Davenport D10/31
D474,984 S * 5/2003 Wilson D10/37
D564,904 S * 3/2008 Leung D10/31

- D637,918 S * 5/2011 Cobbett et al. D10/31
- D638,312 S * 5/2011 Jacobs D10/32
- D724,556 S * 3/2015 Choi et al. D14/138 R
- D725,497 S * 3/2015 Henne et al. D10/38
- D727,198 S * 4/2015 Akana et al. D11/3
- D727,759 S * 4/2015 Martinez et al. D10/70
- D728,562 S * 5/2015 Park et al. D14/344
- 2002/0031053 A1 * 3/2002 Nussbaum 368/281

OTHER PUBLICATIONS

Best Techie. Watch It: Rumors Out of Asia Speculate on iWatch in 2014, Samsung Gear Solo. Apr. 8, 2014 [online], [site visited Jun. 2, 2015]. Available from Internet, <URL:http://www.besttechie.com/2014/04/08/watch-it-rumors-out-of-asia-speculate-on-iwatch-in-2014-samsung-gear-solo/>.*

* cited by examiner

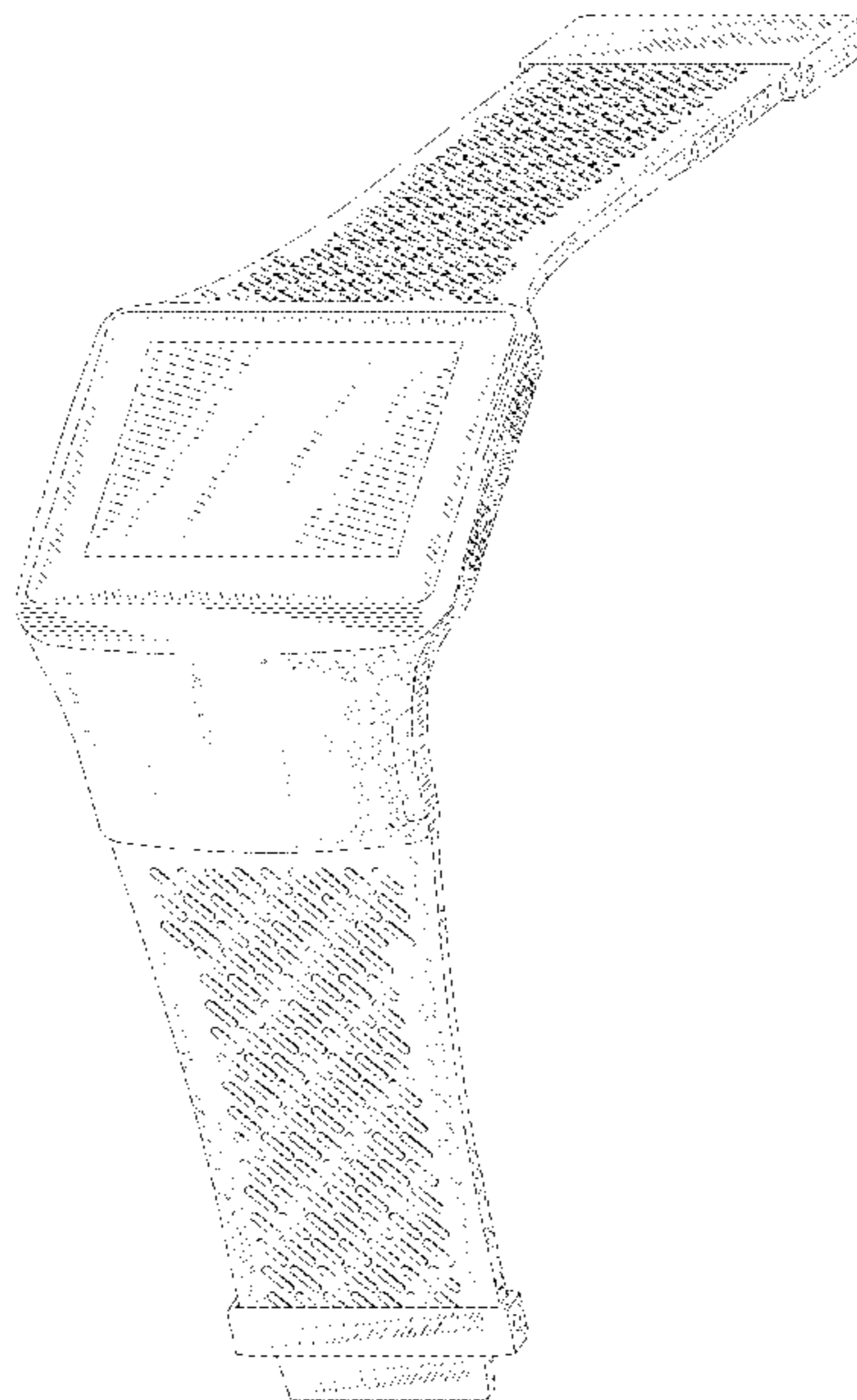
Primary Examiner — Robert M Spear
Assistant Examiner — Darcey E Heflin
(74) *Attorney, Agent, or Firm* — Rabin & Berdo, P.C.

- (57) **CLAIM**
The ornamental design for a smart watch, as shown and described.

DESCRIPTION

FIG. 1 is a perspective view of a smart watch showing our new design;
FIG. 2 is a front view thereof;
FIG. 3 is a rear view thereof;
FIG. 4 is a left side view thereof;
FIG. 5 is a right side view thereof;
FIG. 6 is a top view thereof; and,
FIG. 7 is a bottom view thereof.
The broken lines shown in the drawings form no part of the claimed invention.

1 Claim, 7 Drawing Sheets



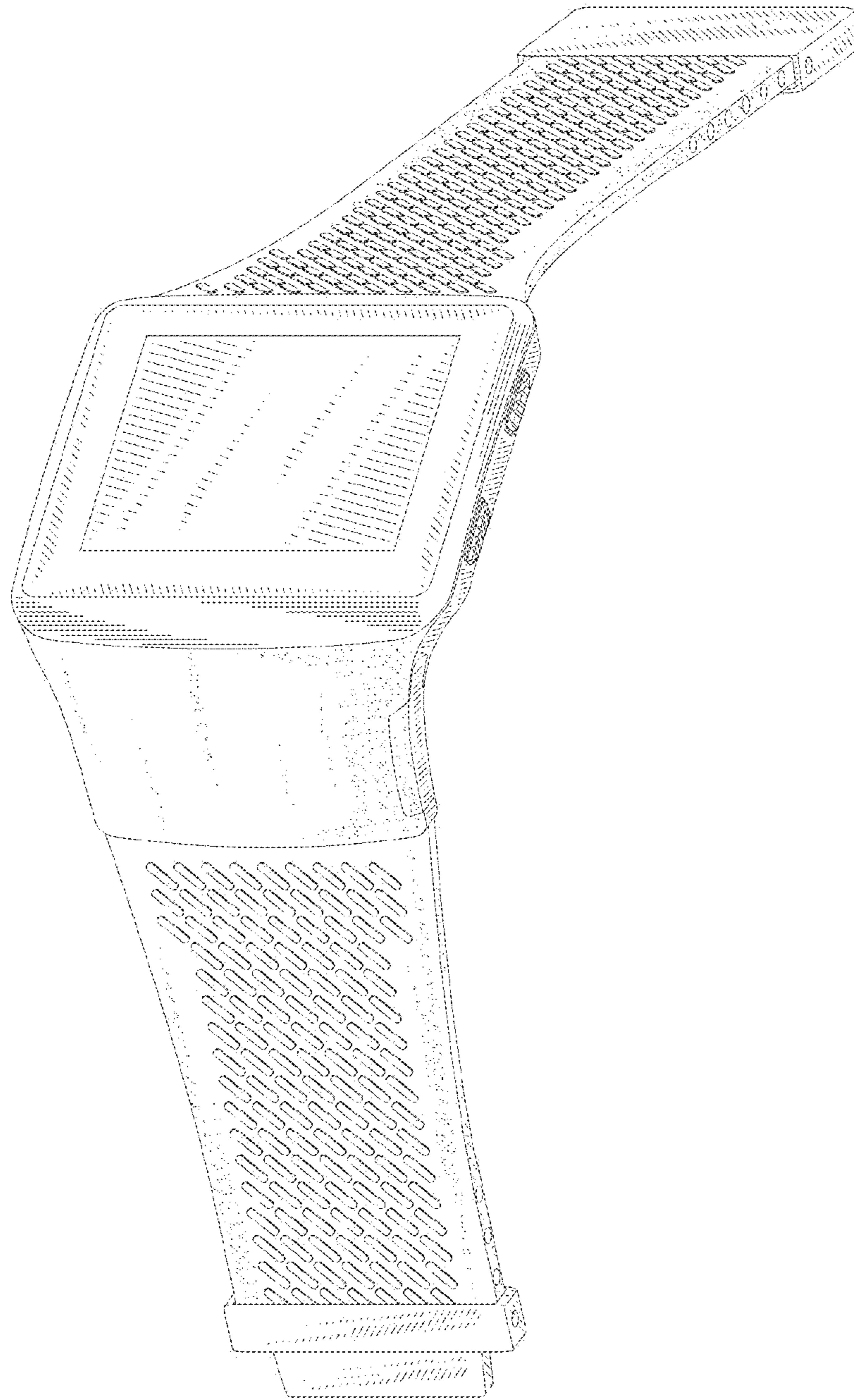


FIG. 1

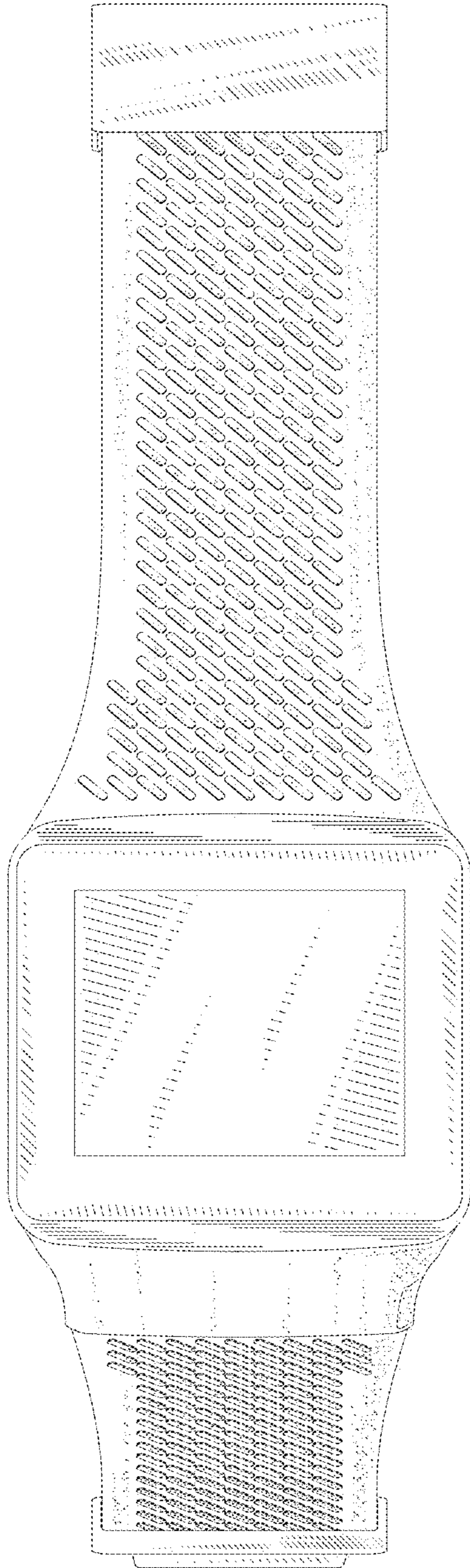


FIG. 2

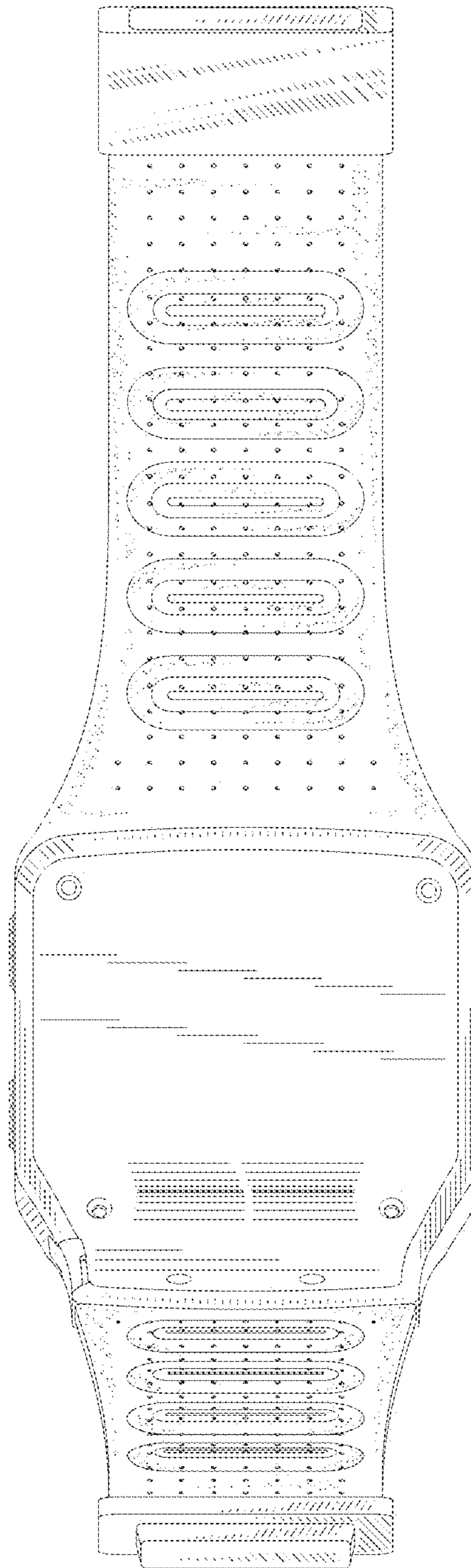


FIG. 3




FIG. 4

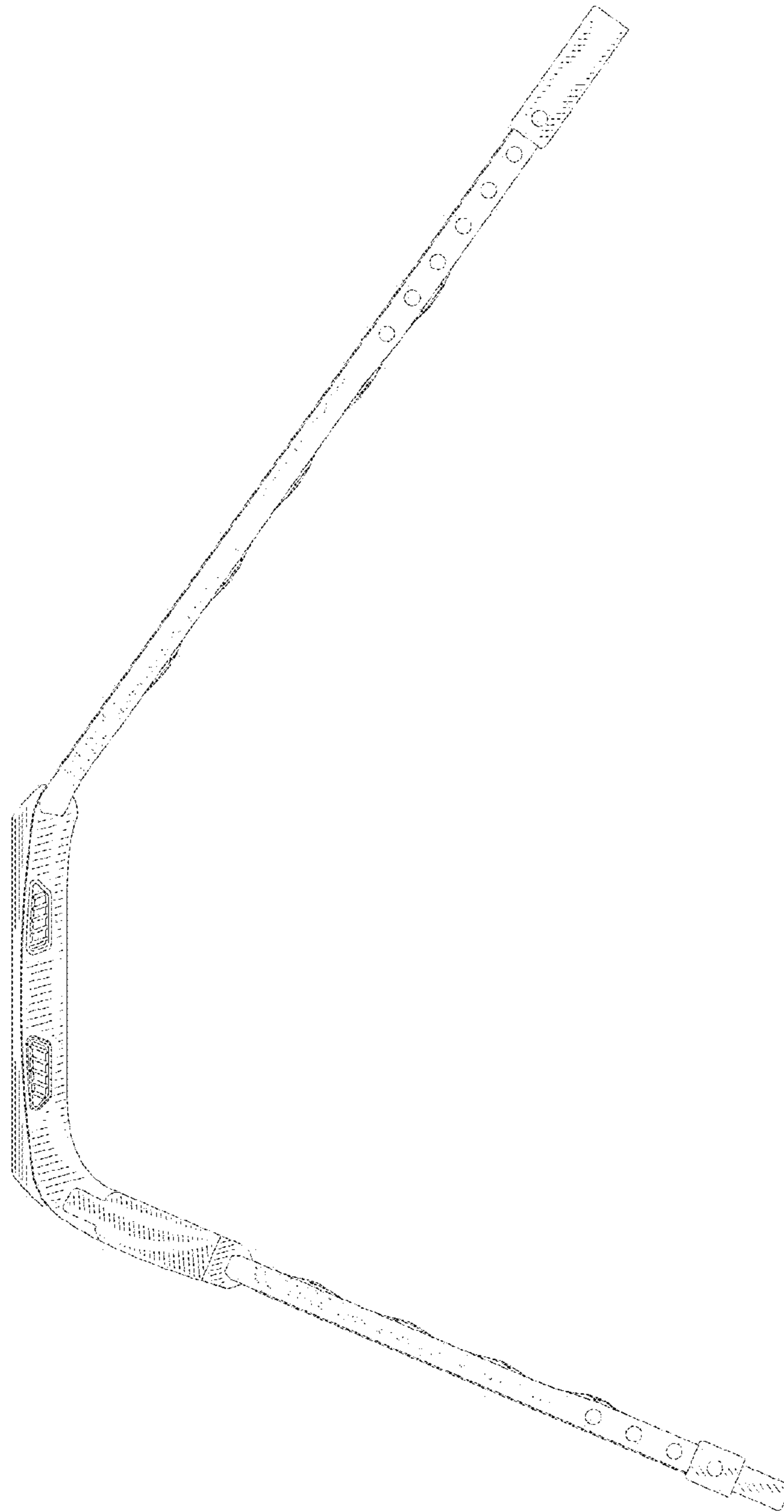


FIG. 5

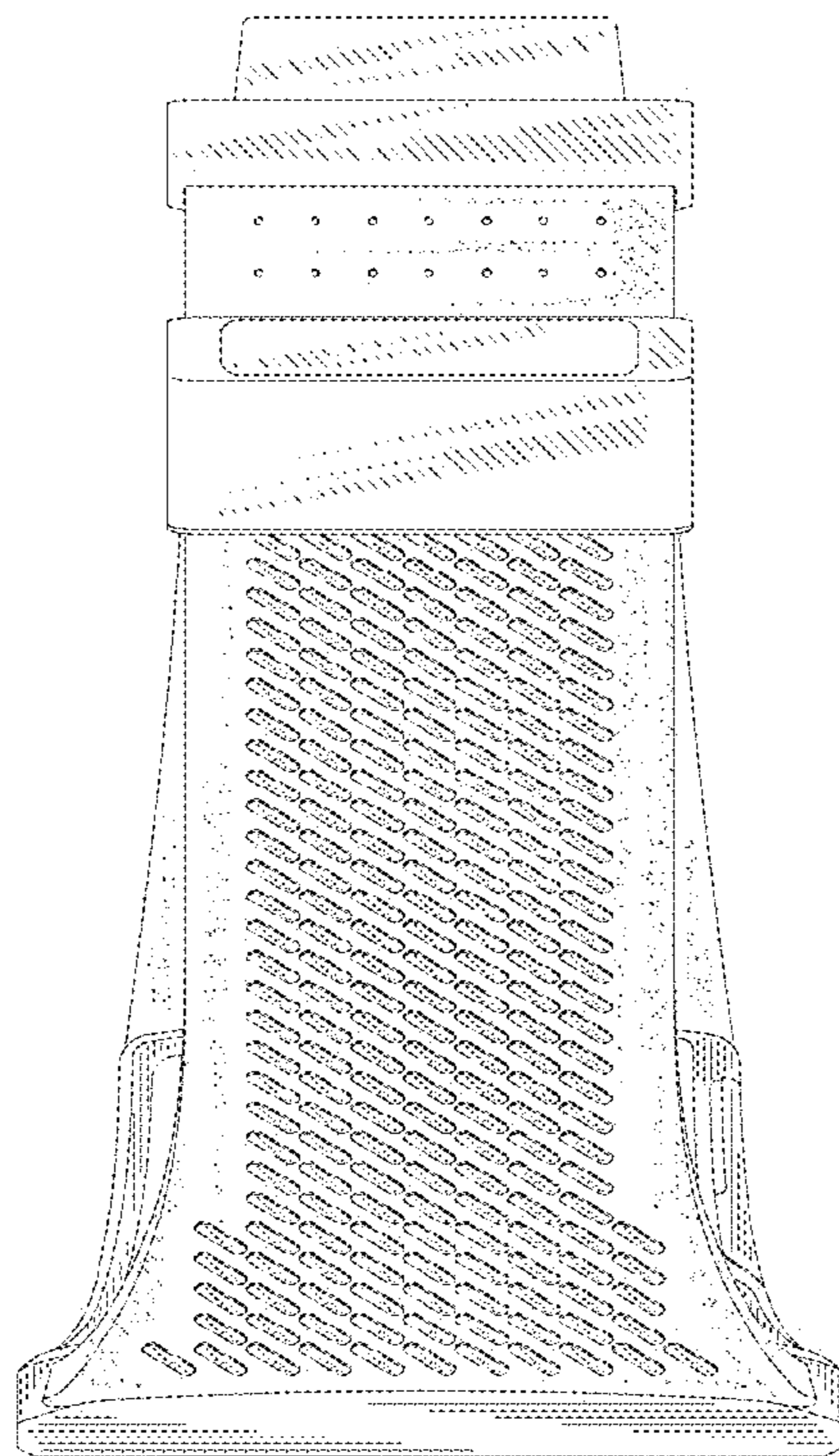


FIG. 6

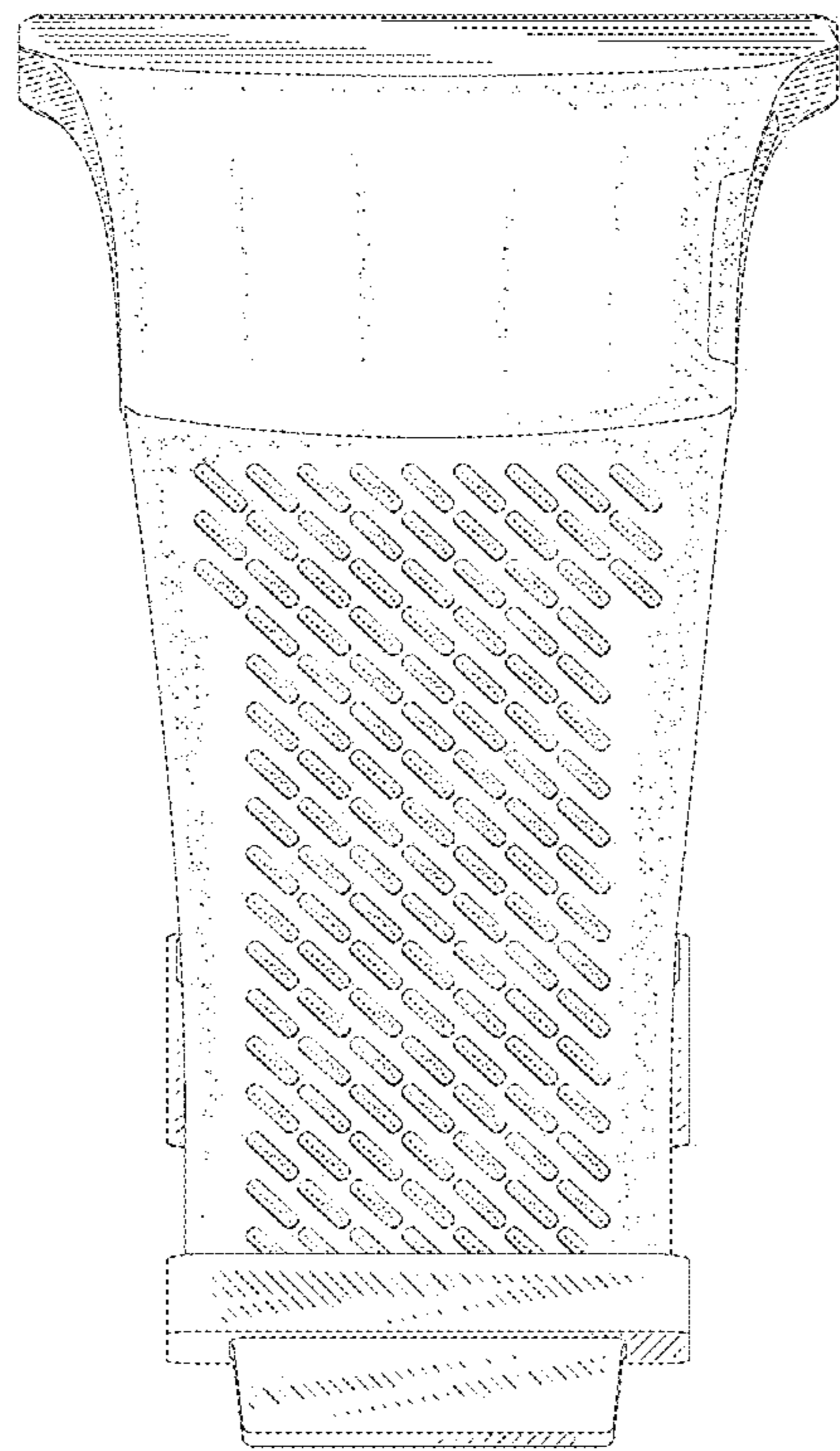


FIG. 7